


DUT and SAR Set-up Photos


Photograph 1: Overall Dimensions



Photograph 2: Front View of the DUT




Photograph 3: Rear View of the DUT




Body-Worn Exposure Conditions


Photograph 9: Body-Worn, Front, 0 mm




Photograph 10: Body-Worn, Edge Top, 0 mm



Photograph 11: Body-Worn, Edge Right, 0 mm



Photograph 12: Body-Worn, Edge Bottom, 0 mm



Photograph 13: Body-Worn, Edge Left, 0 mm

