


FCC 15B Test Report

FCC ID : 2AQYEFMP177
Equipment : Mobile Phone
Model No. : F-41A
Brand Name : FUJITSU
Applicant : FUJITSU CONNECTED TECHNOLOGIES Ltd.
Address : Chuorinkan 7-10-1 Yamato, Kanagawa
242-0007, Japan.
Standard : FCC Part 15, Subpart B, Class B
ICES-003 Issue 6, Class B
ANSI C63.4:2014
Received Date : Feb. 01, 2020
Tested Date : Feb. 06 ~ Feb. 19, 2020

We, International Certification Corp., would like to declare that the tested sample has been evaluated and in compliance with the requirement of the above standards. It may be duplicated completely for legal use with the approval of the applicant. It shall not be reproduced except in full without the written approval of our laboratory.

Reviewed by:


Peter Lin / Supervisor

Approved by:


Kent Chen / Assistant Manager



Table of Contents

1	GENERAL DESCRIPTION	5
1.1	Information.....	5
1.2	The Equipment List	7
1.3	Testing Applied Standards	8
1.4	Deviation from Test Standard and Measurement Procedure.....	8
1.5	Measurement Uncertainty	8
2	TEST CONFIGURATION	9
2.1	Testing Condition	9
2.2	The Worst Case Measurement Configuration.....	10
2.3	Local Support Equipment List	11
2.4	Test Setup Chart	12
2.5	Test Software and Operating Condition	14
3	EMISSION TESTS RESULTS	15
3.1	Conducted Emissions.....	15
3.2	Radiated Emissions.....	18
4	TEST LABORATORY INFORMATION	25

Release Record

Report No.	Version	Description	Issued Date
FD8D1403-01	Rev. 01	Initial issue	Feb. 21, 2020
FD8D1403-01	Rev. 02	Revised general information on page 5.	Mar. 10, 2020
FD8D1403-01	Rev. 03	Revised testing condition on page 9.	Mar. 24, 2020

Summary of Test Results

FCC Part 15, Subpart B Emission Tests				
Ref. Std. Clause	Test Standard	Test Items	Measured	Result
15.107	FCC Part 15, Subpart B, Class B	Conducted Emissions	-16.65dB QP@ 1.037MHz.	Pass
15.109	FCC Part 15, Subpart B, Class B	Radiated Emissions	-3.81dB QP@ 720.00MHz.	Pass

Declaration of Conformity:

The test results with all measurement uncertainty excluded are presented in accordance with the regulation limits or requirements declared by manufacturers.

1 General Description

1.1 Information

1.1.1 Product Details

Product Name	Mobile Phone
Brand Name	FUJITSU
Model Name	F-41A
IMEI Code	353531110004378
H/W Version	v1.2.0
S/W Version	R022.1e

1.1.2 Specification of the Equipment under Test (EUT)

WLAN	
Operating Frequency	802.11b/g/n: 2412 MHz ~ 2462 MHz 802.11a/n/ac: 5180 MHz ~ 5240 MHz; 5260 MHz ~ 5320 MHz; 5500 MHz ~ 5720 MHz
Antenna Type	Monopole antenna
Modulation Type	802.11b: DSSS (DBPSK / DQPSK / CCK) 802.11a/g/n/ac: OFDM (BPSK / QPSK / 16QAM / 64QAM / 256QAM)
Bluetooth	
Operating Frequency	2402 MHz ~ 2480 MHz
Antenna Type	Monopole antenna
Modulation Type	Bluetooth 4.2 LE: GFSK Bluetooth BR(1Mbps): GFSK Bluetooth EDR (2Mbps): $\pi/4$ -DQPSK Bluetooth EDR (3Mbps): 8-DPSK
LTE	
Operating Frequency	Band 5: 824 MHz ~ 849 MHz Band 12: 699 MHz ~ 716 MHz Band 17: 704 MHz ~ 716 MHz
Antenna Type	Monopole antenna
Modulation Type	QPSK, 16QAM (Uplink)
WWAN	
Operating Frequency	GSM850: 824.2 MHz ~ 848.8 MHz GSM1900: 1850.2 MHz ~ 1909.8MHz WCDMA Band V: 826.4 MHz ~ 846.6 MHz
Antenna Type	Monopole antenna
Modulation Type	GSM / GPRS: GMSK WCDMA / HSDPA / HSUPA: QPSK (Uplink)

NFC	
Operating Frequency	13.56 MHz
Antenna Type	Loop antenna
Modulation Type	ASK
GNSS	
Operating Frequency	1.57542 GHz
Modulation Type	BPSK

1.1.3 Power Supply Type of Equipment under Test (EUT)

Supply Voltage	3.8Vdc from battery: 9Vdc, 1.5A from adapter (No bundle, support unit only)
----------------	--

1.1.4 Accessories

Accessories		
No.	Equipment	Description
1	Battery	Brand: FUJITSU CONNECTED TECHNOLOGIES LIMITED Model Name: CA54310-0074 Power Rating: 3.8Vdc, 2,780mAh, 10.6Wh

1.2 The Equipment List

Test Item	Conducted Emission				
Test Site	Conduction room 1 / (CO01-WS)				
Test Date	Feb. 06, 2020				
Instrument	Manufacturer	Model No.	Serial No.	Calibration Date	Calibration Until
Receiver	R&S	ESR3	101658	Dec. 12, 2019	Dec. 11, 2020
LISN	R&S	ENV216	101579	Mar. 08, 2019	Mar. 07, 2020
RF Cable-CON	Woken	CFD200-NL	CFD200-NL-001	Oct. 22, 2019	Oct. 21, 2020
Measurement Software	AUDIX	e3	6.120210k	NA	NA
Note: Calibration Interval of instruments listed above is one year.					

Test Item	Radiated Emission below 1GHz				
Test Site	966 chamber 2 / (03CH02-WS)				
Test Date	Feb. 19, 2020				
Instrument	Manufacturer	Model No.	Serial No.	Calibration Date	Calibration Until
Receiver	Agilent	N9038A	MY53290044	Sep. 17, 2019	Sep. 16, 2020
Loop Antenna	R&S	HFH2-Z2	100330	Nov. 13, 2019	Nov. 12, 2020
Bilog Antenna	SCHWARZBECK	VULB9168	VULB9168-523	Dec. 26, 2019	Dec. 25, 2020
Preamplifier	EMC	EMC02325	980194	Sep. 18, 2019	Sep. 17, 2020
LF cable 1M	EMC	EMCCFD400-NM-N M-1000	160501	Oct. 18, 2019	Oct. 17, 2020
LF cable 3M	Woken	CFD400NL-LW	CFD400NL-003	Oct. 18, 2019	Oct. 17, 2020
LF cable 10M	EMCC	CFD400-E	CFD400-001	Oct. 18, 2019	Oct. 17, 2020
Measurement Software	AUDIX	e3	6.120210g	NA	NA
Note: Calibration Interval of instruments listed above is one year.					

Test Item	Radiated Emission above 1GHz				
Test Site	966 chamber 2 / (03CH02-WS)				
Test Date	Feb. 07, 2020				
Instrument	Manufacturer	Model No.	Serial No.	Calibration Date	Calibration Until
Spectrum Analyzer	Agilent	N9010A	MY53400091	Nov. 15, 2019	Nov. 14, 2020
Horn Antenna 1G-18G	SCHWARZBECK	BBHA 9120 D	BBHA 9120 D 1095	Sep. 26, 2019	Sep. 25, 2020
Horn Antenna 18G-40G	SCHWARZBECK	BBHA 9170	BBHA 9170517	Nov. 15, 2019	Nov. 14, 2020
Preamplifier	Agilent	83017A	MY39501309	Sep. 24, 2019	Sep. 23, 2020
Preamplifier	EMC	EMC184045B	980192	Aug. 01, 2019	Jul. 31, 2020
RF Cable	EMC	EMC105-SM-SM-8000	180512	Oct. 18, 2019	Oct. 17, 2020
RF Cable	HUBER+SUHNER	SUCOFLEX104	MY16018/4	Oct. 18, 2019	Oct. 17, 2020
Measurement Software	AUDIX	e3	6.120210g	NA	NA
Note: Calibration Interval of instruments listed above is one year.					

1.3 Testing Applied Standards

According to the specifications of the manufacturer, the EUT must comply with the requirements of the following standards:

FCC Part 15, Subpart B, Class B
ICES-003 Issue 6, Class B
ANSI C63.4:2014

1.4 Deviation from Test Standard and Measurement Procedure

None

1.5 Measurement Uncertainty

ISO/IEC 17025 requires that an estimate of the measurement uncertainties associated with the emissions test results be included in the report. The measurement uncertainties given below are based on a 95% confidence level (based on a coverage factor ($k=2$)).

Measurement Uncertainty		
Test Item	Frequency	Uncertainty
Conducted Emissions	150kHz ~ 30MHz	± 2.92 dB
Radiated Emissions	30MHz ~ 1GHz	± 4.32 dB
	Above 1GHz	± 4.9 dB

Note: The results of measurements of emissions shall reference the measurement uncertainty considerations contained in CISPR 16-4-2.

2 Test Configuration

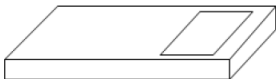

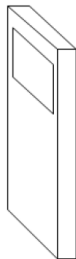
2.1 Testing Condition

Test Item	Test Site	Ambient Condition	Tested By
AC Conduction	CO01-WS	22°C / 58%	Alex Tsai
Radiated Emissions ≤1GHz	03CH02-WS	21°C / 63%	Brad Wu
Radiated Emissions >1GHz	03CH02-WS	20°C / 61%	Brad Wu

- FCC Designation No.: TW1073
- FCC site registration No.: 933633

2.2 The Worst Case Measurement Configuration

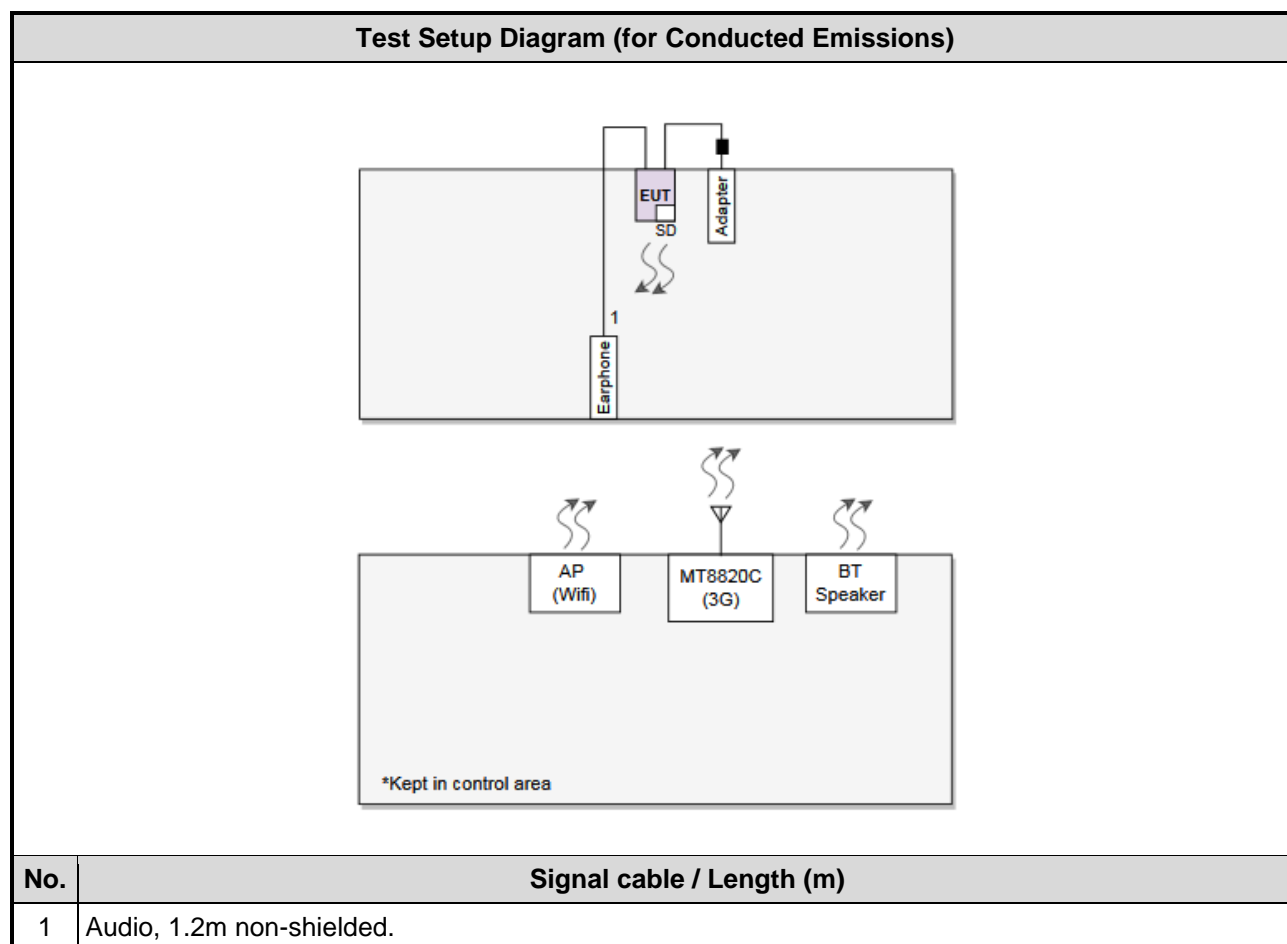
The Determined Worst Case Configurations	
Conducted Emissions	
Test Mode	Operating Description
1	2G link, BT & Wifi 5G idle, Run Camera(Front), w/ Earphone, Battery 20%, EUT: Z-axis, w/ Adapter, 120V/60Hz
2	3G link, BT/Wifi 2.4G idle, MPEG4 play from Micro SD, w/ Earphone, Battery 20%, EUT: Z-axis, w/ Adapter, 120V/60Hz
3	4G link, BT/Wifi 5G idle, SD R/W & EUT charged via USB w/ NB, w/ Earphone, Battery 20%, EUT: Z-axis, 120V/60Hz
4	2G link, BT & Wifi 2.4G idle, GPS Rx Mode, w/ Earphone, Battery 20%, EUT: Z-axis, w/ Adapter, 120V/60Hz
5	3G idle, BT/Wifi 2.4G idle, Camera(Back), w/ Earphone, Battery 20%, EUT: Z-axis, w/ Adapter, 120V/60Hz
Note: The worst case was marked in boldface, therefore, only its data was recorded in this report.	
The Determined Worst Case Configurations	
Radiated Emissions	
Pretest Mode	Operating Description
1	NFC R/W Mode, BT & Wifi 2.4G idle, Battery 80%, EUT: X-axis, Standalone
2	2G link, BT & Wifi 5G idle, Run Camera(Front), w/ Earphone, Battery 20%, EUT: Y-axis, w/ Adapter, 120V/60Hz
3	3G link, BT/Wifi 2.4G idle, MPEG4 play from Micro SD, w/ Earphone, Battery 20%, EUT: Z-axis, w/ Adapter, 120V/60Hz
4	4G link, BT/Wifi 5G idle, SD R/W & EUT charged via USB w/ NB, w/ Earphone, Battery 20%, EUT: Z-axis, 120V/60Hz
5	2G link, BT & Wifi 2.4G idle, GPS Rx Mode, w/ Earphone, Battery 20%, EUT: Z-axis, w/ Adapter, 120V/60Hz
6	3G idle, BT/Wifi 2.4G idle, Camera(Back), w/ Earphone, Battery 20%, EUT: Z-axis, w/ Adapter, 120V/60Hz
Note: The worst case was marked in boldface, therefore, only its data was recorded in this report.	

X-Axis	Y-Axis	Z-Axis
		

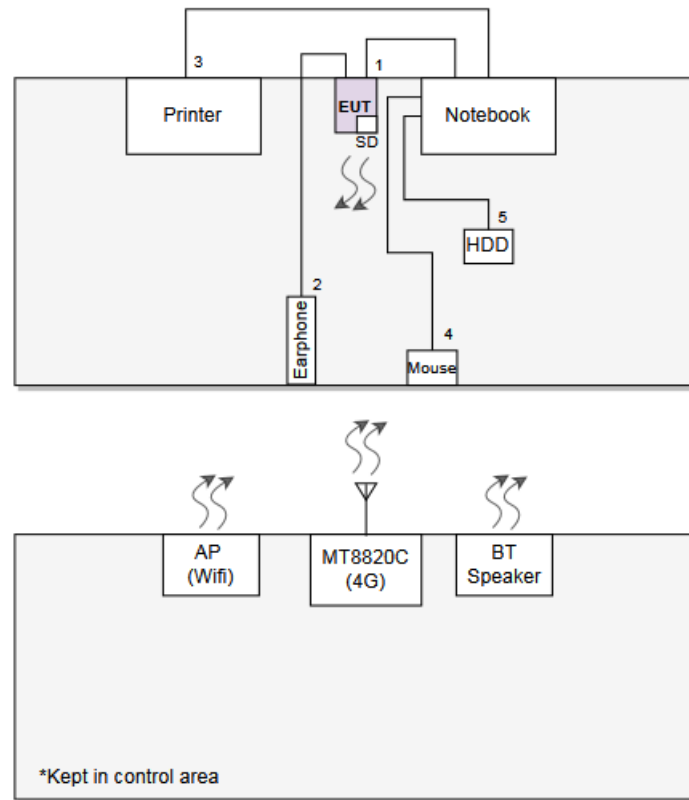
2.3 Local Support Equipment List

Support Equipment List					
No.	Equipment	Brand	Model	S/N	Remarks
1	Earphone	APPLE	MD827FE/A	6	---
2	Wireless AP	D-LINK	DIR-815	3000228	---
3	Radio Communication Tester	ANRITSU	MT8820C	6201240341	---
4	MXG	Agilent	N5182B	---	---
5	BT speaker	Nokia	HF-34W	---	---
6	Adapter	NTT docomo	AC Adapter 06	---	Provided by applicant.
7	SD Card	SanDisk	Micro SDHC	---	---
8	Notebook	DELL	Inspiron 15 5570	DZ7SZ32	---
9	USB 3.0 HDD	WD	WDBKXH5000 ABK	WX31AB210213	---
10	Printer	EPSON	XP-30	QSDK002410	---

2.4 Test Setup Chart



Test Setup Diagram (for Radiated Emissions)



No.	Signal cable / Length (m)
1	USB, 0.4m shielded.
2	Audio, 1.2m non-shielded.
3-4	USB, 1.8m shielded.
5	USB, 0.5m shielded.

2.5 Test Software and Operating Condition

<Conducted Emissions>

- a. The EUT was charging with adapter during the test.
- b. Support earphone was connecting to the EUT. The audio output to support earphone.
- c. The EUT was attached to the support BT speaker and WLAN AP in idle mode.
- d. The EUT was in 3G link mode during the test.
- e. The EUT played colorbar from SD card.

<Radiated Emissions>

- a. The EUT was charging with support notebook during the test.
- b. Support earphone was connecting to the EUT. The audio output to support earphone.
- c. The EUT was in LTE link mode during the test.
- d. The EUT was attached to the support BT speaker and WLAN AP in idle mode.
- e. The support notebook copied data from SD card in EUT via USB cable.

3 Emission Tests Results

3.1 Conducted Emissions

3.1.1 Limit of Conducted Emissions

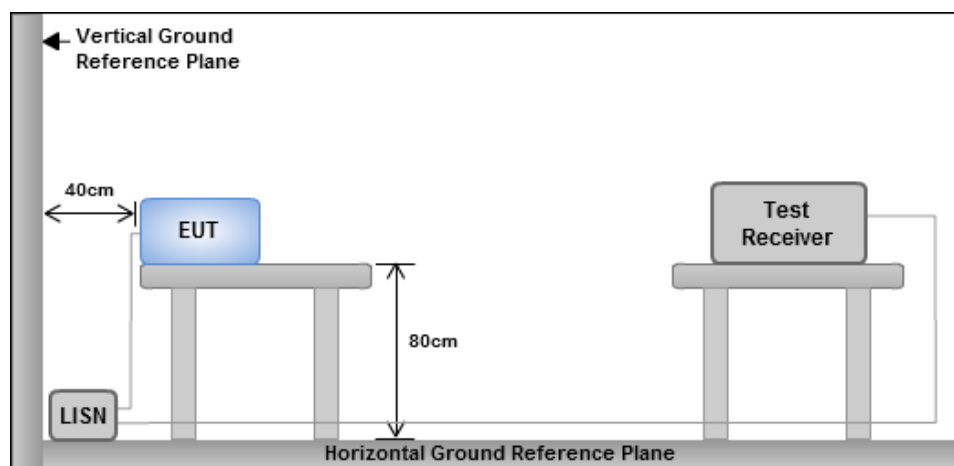
Conducted Emissions Limit		
Frequency Emission (MHz)	Quasi-Peak	Average
0,15 to 0,5	66 - 56 *	56 - 46 *
0,5 to 5	56	46
5 to 30	60	50

Note 1: * Decreases with the logarithm of the frequency.

3.1.2 Test Procedures

- The device is placed on a test table, raised 80 cm above the reference ground plane. The vertical conducting plane is located 40 cm to the rear of the device.
- The device is connected to line impedance stabilization network (LISN) and other accessories are connected to other LISN. Measured levels of AC power line conducted emission are across the 50 Ω LISN port.
- AC conducted emission measurements is made over frequency range from 150 kHz to 30 MHz.

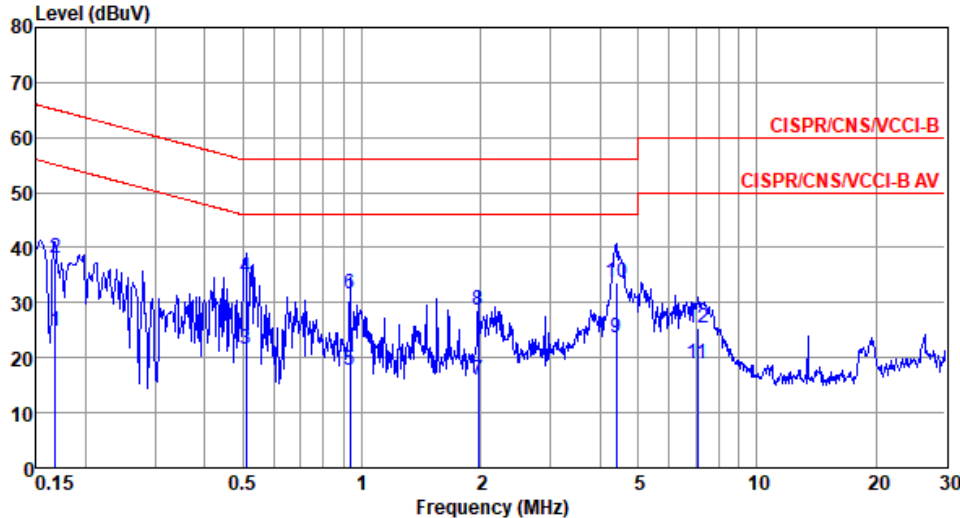
3.1.3 Test Setup



- Note: 1. Support units were connected to second LISN.
 2. Both of LISNs (AMN) are 80 cm from EUT and at least 80 cm from other units and other metal planes

3.1.4 Test Result of Conducted Emissions

Power Phase	Line	Test Mode	2
-------------	------	-----------	---

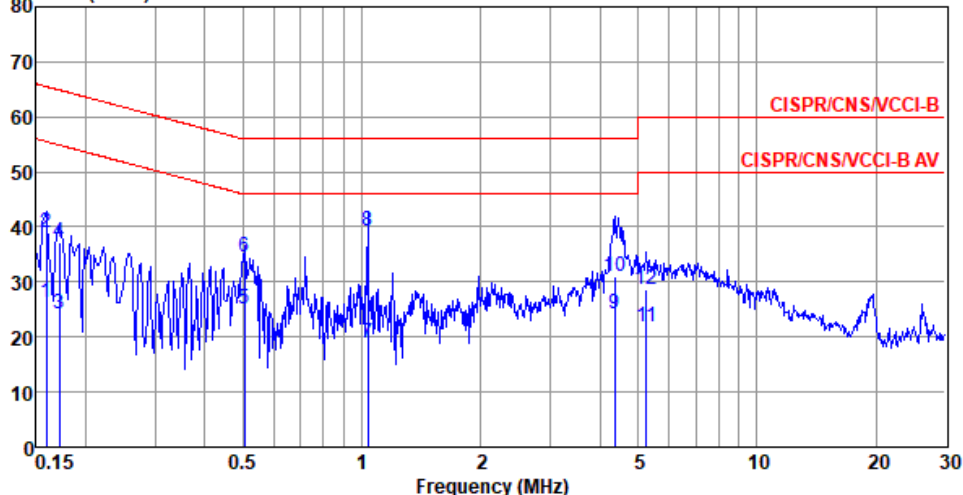


	Freq MHz	Level dBuV	Limit Line dBuV	Over Limit dB	Read Level dBuV	LISN factor dB	cable loss dB	Remark
1	0.168	24.93	55.08	-30.15	15.18	9.53	0.05	Average
2	0.168	37.99	65.08	-27.09	28.24	9.53	0.05	QP
3	0.510	21.50	46.00	-24.50	11.56	9.58	0.09	Average
4*	0.510	34.56	56.00	-21.44	24.62	9.58	0.09	QP
5	0.933	17.65	46.00	-28.35	7.62	9.60	0.12	Average
6	0.933	31.51	56.00	-24.49	21.48	9.60	0.12	QP
7	1.970	15.82	46.00	-30.18	5.70	9.60	0.18	Average
8	1.970	28.50	56.00	-27.50	18.38	9.60	0.18	QP
9	4.407	23.68	46.00	-22.32	13.40	9.61	0.30	Average
10	4.407	33.61	56.00	-22.39	23.33	9.61	0.30	QP
11	7.062	18.92	50.00	-31.08	8.55	9.63	0.35	Average
12	7.062	25.40	60.00	-34.60	15.03	9.63	0.35	QP

Note 1: Level (dBuV) = Read Level (dBuV) + LISN Factor (dB) + Cable Loss (dB).
 2: Over Limit (dB) = Level (dBuV) – Limit Line (dBuV).

Power Phase	Neutral	Test Mode	2
-------------	---------	-----------	---

Level (dBuV)



Frequency (MHz)

	Freq	Level	Limit	Over	Read	LISN	cable	
	MHz	dBuV	Line	Limit	Level	factor	loss	Remark
			dBuV	dB	dBuV	dB	dB	
1	0.159	26.22	55.52	-29.30	16.47	9.57	0.05	Average
2	0.159	39.06	65.52	-26.46	29.31	9.57	0.05	QP
3	0.171	24.31	54.90	-30.59	14.56	9.57	0.05	Average
4	0.171	37.29	64.90	-27.61	27.54	9.57	0.05	QP
5	0.505	25.17	46.00	-20.83	15.28	9.62	0.09	Average
6	0.505	34.46	56.00	-21.54	24.57	9.62	0.09	QP
7	1.037	18.78	46.00	-27.22	8.82	9.64	0.12	Average
8*	1.037	39.35	56.00	-16.65	29.39	9.64	0.12	QP
9	4.361	24.14	46.00	-21.86	13.91	9.66	0.30	Average
10	4.361	30.91	56.00	-25.09	20.68	9.66	0.30	QP
11	5.249	21.94	50.00	-28.06	11.67	9.67	0.32	Average
12	5.249	28.52	60.00	-31.48	18.25	9.67	0.32	QP

Note 1: Level (dBuV) = Read Level (dBuV) + LISN Factor (dB) + Cable Loss (dB).

Note 2: Over Limit (dB) = Level (dBuV) – Limit Line (dBuV).

3.2 Radiated Emissions

3.2.1 Limit of Radiated Emissions

According to FCC Part 15, Subpart B §15.109, the field strength of radiated emissions from unintentional radiators at a distance of 3 meters shall not exceed the following values:

Frequency of Emission (MHz)	Field Strength (uV/m)	Field Strength (dBuV/m)	Measure Distance (m)
30 - 88	100	40	3
88 - 216	150	43.5	3
216 - 960	200	46	3
Above 960	500	54	3

Highest frequency generated or used in the device or on which the device operates or tunes (MHz)	Upper frequency of measurement range (MHz)
Below 1.705	30
1.705-108	1000
108-500	2000
500-1000	5000
Above 1000	5th harmonic of the highest frequency or 40 GHz, whichever is lower

Note: According to FCC Part 15, Subpart B §15.33: For an unintentional radiator is shown in the table above.

3.2.2 Test Procedures

Measuring below 1 GHz:

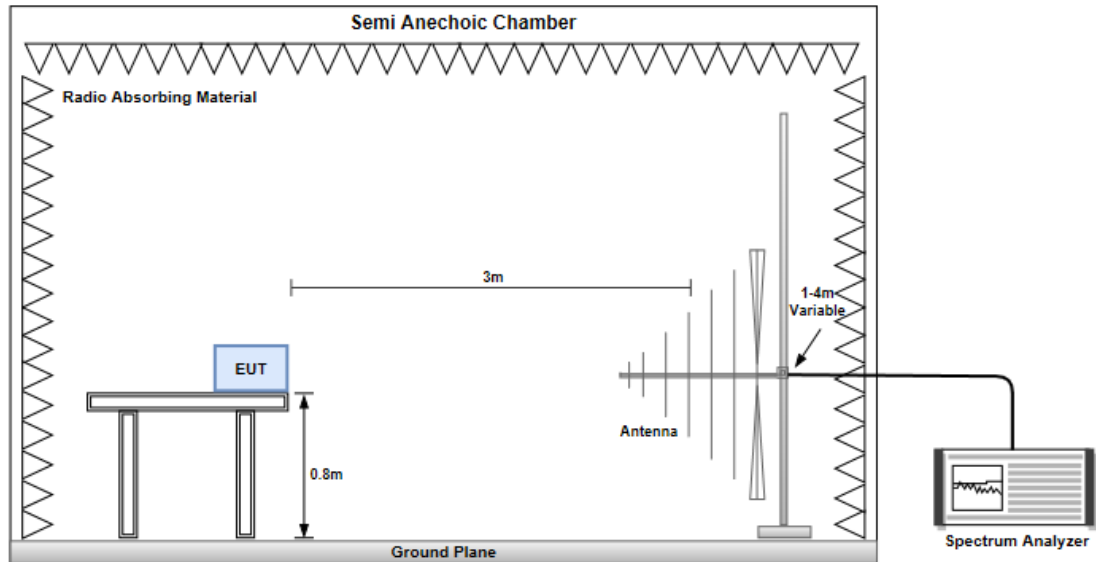
- a. Measurement is made at a semi-anechoic chamber that incorporates a turntable allowing a EUT rotation of 360°. A continuously-rotating, remotely-controlled turntable is installed at the test site to support the EUT and facilitate determination of the direction of maximum radiation for each EUT emission frequency. The EUT is placed at a height of 0.8 m test table above the ground plane.
- b. Measurement is made with the antenna positioned in both the horizontal and vertical planes of polarization. The measurement antenna is varied in height (1m ~ 4m) above the reference ground plane to obtain the maximum signal strength. Distance between EUT and antenna is 3 m.
- c. This investigation is performed with the EUT rotated 360°, the antenna height scanned between 1 m and 4 m, and the antenna rotated to repeat the measurements for both the horizontal and vertical antenna polarizations.

Measuring above 1 GHz:

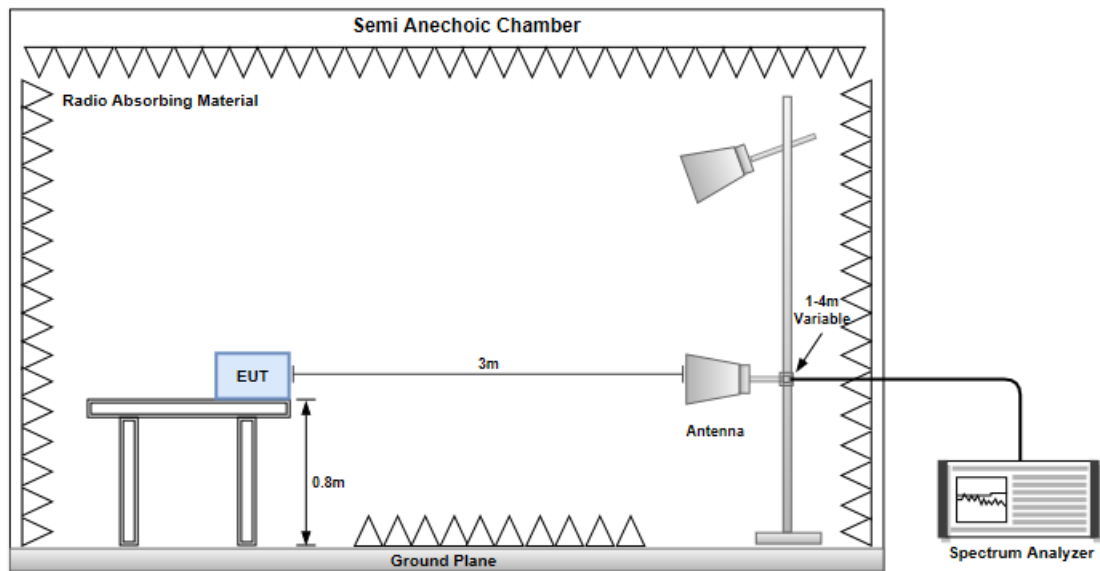
- a. Same test set up as below 1GHz radiated testing.
- b. The EUT was set 3 meters from the interference-receiving antenna which was mounted on the top of a variable height antenna tower.
- c. There should be absorber placed between the EUT and Antenna and its located size should let the test site meet CISPR16-1-4 requirement.
- d. The table was rotated 360 degrees to determine the position of the highest radiation.
- e. Set the test-receiver system to Peak Detect Function and specified bandwidth with Maximum Hold Mode.
- f. Set the Horn Antenna at 1m height, then run the turn table to get the maximum noise reading from Horizontal and Vertical polarity separately.
- g. When EUT locating on the turn-table, the Horn Antenna must be raised up and descended down, then turning around the turn-table to get the maximum noise reading of the Horizontal and Vertical polarity separately. Note the maximum raise up height is same as the top of EUT.
- h. If emission level of the EUT in peak mode was 20dB lower than average limit (that means the emission level in peak mode also complies with the limit in average mode), then testing will be stopped and peak values of EUT will be reported, otherwise, the emissions will be measured in average mode again and reported.

3.2.3 Test Setup

Radiated Emissions below 1 GHz



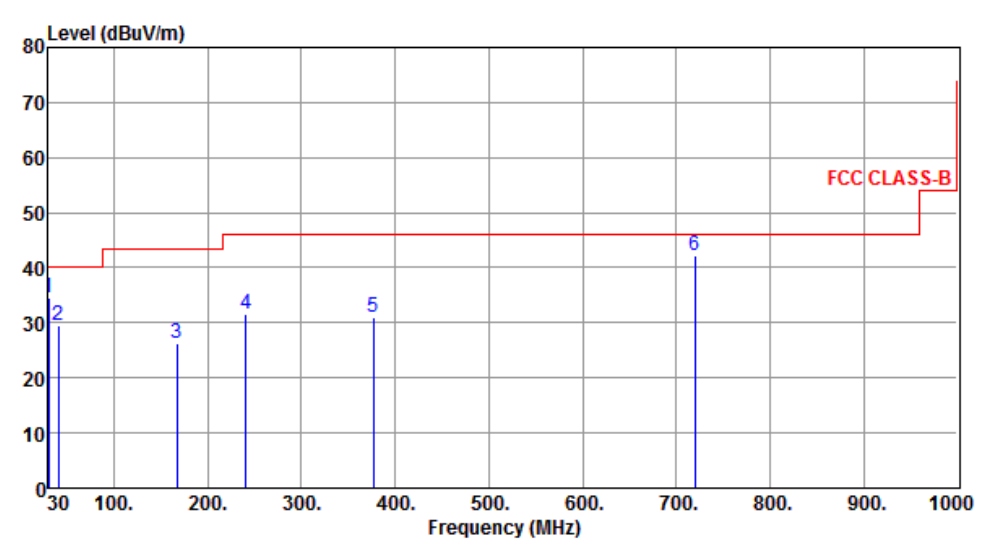
Radiated Emissions above 1 GHz



3.2.4 Radiated Emissions (Below 1GHz)

Polarization	Horizontal			Test Mode			4		
<div><div><div>Level (dBuV/m)</div><div><div><div></div><div></div><div></div><div></div><div></div><div></div><div></div><div></div><div></div><div></div><div></div><div></div><div></div><div></div><div></div><div></div><div></div><div></div><div></div><div></div><div></div><div></div><div></div><div></div><div></div><div></div><div></div><div></div><div></div><div></div><div></div><div></div><div></div><div></div><div></div><div></div><div></div><div></div><div></div><div></div><div></div><div></div><div></div><div></div><div></div><div></div><div></div><div></div><div></div><div></div><div></div><div></div><div></div><div></div><div></div><div></div><div></div><div></div><div></div><div></div><div></div><div></div><div></div><div></div><div></div><div></div><div></div><div></div><div></div><div></div><div></div><div></div><div></div><div></div><div></div><div></div><div></div><div></div><div></div><div></div><div></div><div></div><div></div><div></div><div></div><div></div><div></div><div></div><div></div><div></div><div></div><div></div><div></div><div></div><div></div><div></div><div></div><div></div><div></div><div></div><div></div><div></div><div></div><div></div><div></div><div></div><div></div><div></div><div></div><div></div><div></div><div></div><div></div><div></div><div></div><div></div><div></div><div></div><div></div><div></div><div></div><div></div><div></div><div></div><div></div><div></div><div></div><div></div><div></div><div></div><div></div><div></div><div></div><div></div><div></div><div></div><div></div><div></div><div></div><div></div><div></div><div></div><div></div><div></div><div></div><div></div><div></div><div></div><div></div><div></div><div></div><div></div><div></div><div></div><div></div><div></div><div></div><div></div><div></div><div></div><div></div><div></div><div></div><div></div><div></div><div></div><div></div><div></div><div></div><div></div><div></div><div></div><div></div><div></div><div></div><div></div><div></div><div></div><div></div><div></div><div></div><div></div><div></div><div></div><div></div><div></div><div></div><div></div><div></div><div></div><div></div><div></div><div></div><div></div><div></div><div></div><div></div><div></div><div></div><div></div><div></div><div></div><div></div><div></div><div></div><div></div><div></div><div></div><div></div><div></div><div></div><div></div><div></div><div></div><div></div><div></div><div></div><div></div><div></div><div></div><div></div><div></div><div></div><div></div><div></div><div></div><div></div><div></div><div></div><div></div><div></div><div></div><div></div><div></div><div></div><div></div><div></div><div></div><div></div><div></div><div></div><div></div><div></div><div></div><div></div><div></div><div></div><div></div><div></div><div></div><div></div><div></div><div></div><div></div><div></div><div></div><div></div><div></div><div></div><div></div><div></div><div></div><div></div><div></div><div></div><div></div><div></div><div></div><div></div><div></div><div></div><div></div><div></div><div></div><div></div><div></div><div></div><div></div><div></div><div></div><div></div><div></div><div></div><div></div><div></div><div></div><div></div><div></div><div></div><div></div><div></div><div></div><div></div><div></div><div></div><div></div><div></div><div></div><div></div><div></div><div></div><div></div><div></div><div></div><div></div><div></div><div></div><div></div><div></div><div></div><div></div><div></div><div></div><div></div><div></div><div></div><div></div><div></div><div></div><div></div><div></div><div></div><div></div><div></div><div></div><div></div><div></div><div></div><div></div><div></div><div></div><div></div><div></div><div></div><div></div><div></div><div></div><div></div><div></div><div></div><div></div><div></div><div></div><div></div><div></div><div></div><div></div><div></div><div></div><div></div><div></div><div></div><div></div><div></div><div></div><div></div><div></div><div></div><div></div><div></div><div></div><div></div><div></div><div></div><div></div><div></div><div></div><div></div><div></div><div></div><div></div><div></div><div></div><div></div><div></div><div></div><div></div><div></div><div></div><div></div><div></div><div></div><div></div><div></div><div></div><div></div><div></div><div></div><div></div><div></div><div></div><div></div><div></div><div></div><div></div><div></div><div></div><div></div><div></div><div></div><div></div><div></div><div></div><div></div><div></div><div></div><div></div><div></div><div></div><div></div><div></div><div></div><div></div><div></div><div></div><div></div><div></div><div></div><div></div><div></div><div></div><div></div><div></div><div></div><div></div><div></div><div></div><div></div><div></div><div></div><div></div><div></div><div></div><div></div><div></div><div></div><div></div><div></div><div></div><div></div><div></div><div></div><div></div><div></div><div></div><div></div><div></div><div></div><div></div><div></div><div></div><div></div><div></div><div></div><div></div><div></div><div></div><div></div><div></div><div></div><div></div><div></div><div></div><div></div><div></div><div></div><div></div><div></div><div></div><div></div><div></div><div></div><div></div><div></div><div></div><div></div><div></div><div></div><div></div><div></div><div></div><div></div><div></div><div></div><div></div><div></div><div></div><div></div><div></div><div></div><div></div><div></div><div></div><div></div><div></div><div></div><div></div><div></div><div></div><div></div><div></div><div></div><div></div><div></div><div></div><div></div><div></div><div></div><div></div><div></div><div></div><div></div><div></div><div></div><div></div><div></div><div></div><div></div><div></div><div></div><div></div><div></div><div></div><div></div><div></div><div></div><div></div><div></div><div></div><div></div><div></div><div></div><div></div><div></div><div></div><div></div><div></div><div></div><div></div><div></div><div></div><div></div><div></div><div></div><div></div><div></div><div></div><div></div><div></div><div></div><div></div><div></div><div></div><div></div><div></div><div></div><div></div><div></div><div></div><div></div><div></div><div></div><div></div><div></div><div></div><div></div><div></div><div></div><div></div><div></div><div></div><div></div><div></div><div></div><div></div><div></div><div></div><div></div><div></div><div></div><div></div><div></div><div></div><div></div><div></div><div></div><div></div><div></div><div></div><div></div><div></div><div></div><div></div><div></div><div></div><div></div><div></div><div></div><div></div><div></div><div></div><div></div><div></div><div></div><div></div><div></div><div></div><div></div><div></div><div></div><div></div><div></div><div></div><div></div><div></div><div></div><div></div><div></div><div></div><div></div><div></div><div></div><div></div><div></div><div></div><div></div><div></div><div></div><div></div><div></div><div></div><div></div><div></div><div></div><div></div><div></div><div></div><div></div><div></div><div></div><div></div><div></div><div></div><div></div><div></div><div></div><div></div><div></div><div></div><div></div><div></div><div></div><div></div><div></div><div></div><div></div><div></div><div></div><div></div><div></div><div></div><div></div><div></div><div></div><div></div><div></div><div></div><div></div><div></div><div></div><div></div><div></div><div></div><div></div><div></div><div></div><div></div><div></div><div></div><div></div><div></div><div></div><div></div><div></div><div></div><div></div><div></div><div></div><div></div><div></div><div></div><div></div><div></div><div></div><div></div><div></div><div></div><div></div><div></div><div></div><div></div><div></div><div></div><div></div><div></div><div></div><div></div><div></div><div></div><div></div><div></div><div></div><div></div><div></div><div></div><div></div><div></div><div></div><div></div><div></div><div></div><div></div><div></div><div></div><div></div><div></div><div></div><div></div><div></div><div></div><div></div><div></div><div></div><div></div><div></div><div></div><div></div><div></div><div></div><div></div><div></div><div></div><div></div><div></div><div></div><div></div><div></div><div></div><div></div><div></div><div></div><div></div><div></div><div></div><div></div><div></div><div></div><div></div><div></div><div></div><div></div><div></div><div></div><div></div><div></div><div></div><div></div><div></div><div></div><div></div><div></div><div></div><div></div><div></div><div></div><div></div><div></div><div></div><div></div><div></div><div></div><div></div><div></div><div></div><div></div><div></div><div></div><div></div><div></div><div></div><div></div><div></div><div></div><div></div><div></div><div></div><div></div><div></div><div></div><div></div><div></div><div></div><div></div><div></div><div></div><div></div><div></div><div></div><div></div><div></div><div></div><div></div><div></div><div></div><div></div><div></div><div></div><div></div><div></div><div></div><div></div><div></div><div></div><div></div><div></div><div></div><div></div><div></div><div></div><div></div><div></div><div></div><div></div><div></div><div></div><div></div><div></div><div></div><div></div><div></div><div></div><div></div><div></div><div></div><div></div><div></div><div></div><div></div><div></div><div></div><div></div><div></div><div></div><div></div><div></div><div></div><div></div><div></div><div></div><div></div><div></div><div></div><div></div><div></div><div></div><div></div><div></div><div></div><div></div><div></div><div></div><div></div><div></div><div></div><div></div><div></div><div></div><div></div><div></div><div></div><div></div><div></div><div></div><div></div><div></div><div></div><div></div><div></div><div></div><div></div><div></div><div></div><div></div><div></div><div></div><div></div><div></div><div></div><div></div><div></div><div></div><div></div><div></div><div></div><div></div><div></div><div></div><div></div><div></div><div></div><div></div><div></div><div></div><div></div><div></div><div></div><div></div><div></div><div></div><div></div><div></div><div></div><div></div><div></div><div></div><div></div><div></div><div></div><div></div><div></div><div></div><div></div><div></div><div></div><div></div><div></div><div></div><div></div><div></div><div></div><div></div><div></div><div></div><div></div><div></div><div></div><div></div><div></div><div></div><div></div><div></div><div></div><div></div><div></div><div></div><div></div><div></div><div></div><div></div><div></div><div></div><div></div><div></div><div></div><div></div><div></div><div></div><div></div><div></div><div></div><div></div><div></div><div></div><div></div><div></div><div></div><div></div><div></div><div></div><div></div><div></div><div></div><div></div><div></div><div></div><div></div><div></div><div></div><div></div><div></div><div></div><div></div><div></div><div></div><div></div><div></div><div></div><div></div><div></div><div></div><div></div><div></div><div></div><div></div><div></div><div></div><div></div><div></div><div></div><div></div><div></div><div></div><div></div><div></div><div></div><div></div><div></div><div></div><div></div><div></div><div></div><div></div><div></div><div></div><div></div><div></div><div></div><div></div><div></div><div></div><div></div><div></div><div></div><div></div><div></div><div></div><div></div><div></div><div></div><div></div><div></div><div></div><div></div><div></div><div></div><div></div><div></div><div></div><div></div><div></div><div></div><div></div><div></div><div></div><div></div><div></div><div></div><div></div><div></div><div></div><div></div><div></div><div></div><div></div><div></div><div></div><div></div><div></div><div></div><div></div><div></div><div></div><div></div><div></div><div></div><div></div><div></div><div></div><div></div><div></div><div></div><div></div><div></div><div></div><div></div><div></div><div></div><div></div><div></div><div></div><div></div><div></div><div></div><div></div><div></div><div></div><div></div><div></div><div></div><div></div><div></div><div></div><div></div><div></div><div></div><div></div><div></div><div></div><div></div><div></div><div></div><div></div><div></div><div></div><div></div><div></div><div></div><div></div><div></div><div></div><div></div><div></div><div></div><div></div><div></div><div></div><div></div><div></div><div></div><div></div><div></div><div></div><div></div><div></div><div></div><div></div><div></div><div></div><div></div><div></div><div></div><div></div><div></div><div></div><div></div><div></div><div></div><div></div><div></div><div></div><div></div><div></div><div></div><div></div><div></div><div></div><div></div><div></div><div></div><div></div><div></div><div></div><div></div><div></div><div></div><div></div><div></div><div></div><div></div><div></div><div></div><div></div><div></div><div></div><div></div><div></div><div></div><div></div><div></div><div></div><div></div><div></div><div></div><div></div><div></div><div></div><div></div><div></div><div></div><div></div><div></div><div></div><div></div><div></div><div></div><div></div></div></div></div></div>									

Polarization	Vertical	Test Mode	4
--------------	----------	-----------	---



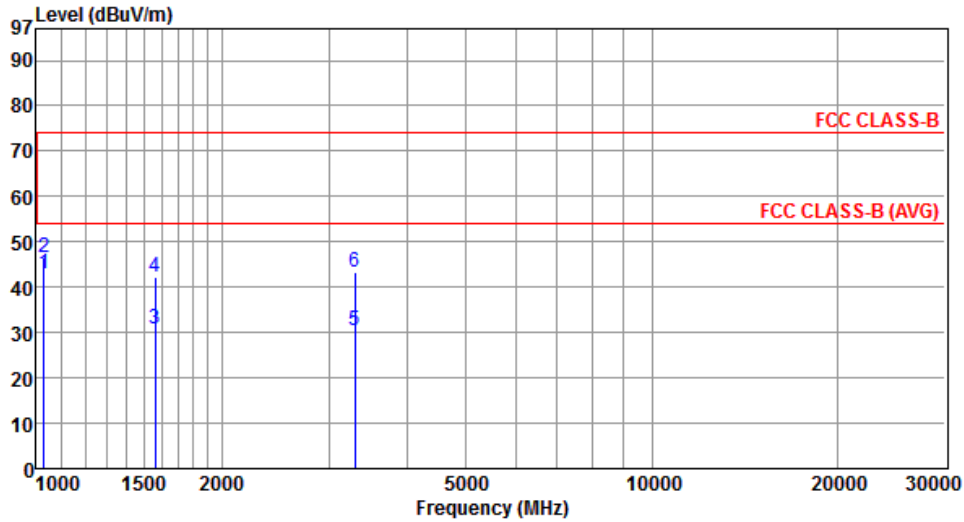
	Freq. MHz	Emission level dBuV/m	Limit dBuV/m	Margin dB	SA reading dBuV	Factor dB	Remark	ANT High cm	Turn Table deg
1	30.00	34.48	40.00	-5.52	43.52	-9.04	Peak	---	---
2	40.67	29.43	40.00	-10.57	37.73	-8.30	Peak	---	---
3	166.77	26.39	43.50	-17.11	34.24	-7.85	Peak	---	---
4	240.49	31.53	46.00	-14.47	40.51	-8.98	Peak	---	---
5	377.26	30.96	46.00	-15.04	36.13	-5.17	Peak	---	---
6	720.00	42.19	46.00	-3.81	40.42	1.77	QP	100	2

Note 1: Emission level (dBuV/m) = SA reading (dBuV) + Factor (dB)

Note 2: Margin (dB) = Emission level (dBuV/m) – Limit (dBuV/m)

3.2.5 Radiated Emissions (Above 1GHz)

Polarization	Horizontal			Test Mode		4			
--------------	------------	--	--	-----------	--	---	--	--	--



	Freq. MHz	Emission level dBUV/m	Limit dBUV/m	Margin dB	SA reading dBUV	Factor dB	Remark	ANT High cm	Turn Table deg
1	1028.00	43.03	54.00	-10.97	52.77	-9.74	Average	100	357
2	1028.00	46.62	74.00	-27.38	56.36	-9.74	Peak	100	357
3	1560.00	30.78	54.00	-23.22	37.16	-6.38	Average	100	21
4	1560.00	42.23	74.00	-31.77	48.61	-6.38	Peak	100	21
5	3291.00	30.46	54.00	-23.54	30.64	-0.18	Average	100	16
6	3291.00	43.46	74.00	-30.54	43.64	-0.18	Peak	100	16

Note 1: Emission level (dBUV/m) = SA reading (dBUV) + Factor (dB)
 2: Margin (dB) = Emission level (dBUV/m) – Limit (dBUV/m)

Polarization	Vertical	Test Mode	4																																																																																																
<div><div><div>Level (dBuV/m)</div><div><div><div><div><div><div>97</div><div>90</div><div>80</div><div>70</div><div>60</div><div>50</div><div>40</div><div>30</div><div>20</div><div>10</div><div>0</div></div></div><div><div><div><div><div>1000</div><div>1500</div><div>2000</div><div>5000</div><div>10000</div><div>20000</div><div>30000</div></div></div><div><div><div><div><div>1</div><div>2</div><div>3</div><div>4</div><div>5</div><div>6</div></div></div><div><div><div><div><div>FCC CLASS-B</div><div>FCC CLASS-B (AVG)</div></div></div></div></div></div><div><table><tr><th></th><th>Freq.</th><th>Emission</th><th>Limit</th><th>Margin</th><th>SA</th><th>Factor</th><th>Remark</th><th>ANT</th><th>Turn</th></tr><tr><th></th><th>MHz</th><th>level</th><th></th><th></th><th>reading</th><th></th><th></th><th>High</th><th>Table</th></tr><tr><th></th><th></th><th>dBuV/m</th><th>dBuV/m</th><th>dB</th><th>dBuV</th><th>dB</th><th></th><th>cm</th><th>deg</th></tr><tr><td>1</td><td>1028.00</td><td>38.56</td><td>54.00</td><td>-15.44</td><td>48.30</td><td>-9.74</td><td>Average</td><td>179</td><td>312</td></tr><tr><td>2</td><td>1028.00</td><td>43.32</td><td>74.00</td><td>-30.68</td><td>53.06</td><td>-9.74</td><td>Peak</td><td>179</td><td>312</td></tr><tr><td>3</td><td>1465.00</td><td>33.99</td><td>54.00</td><td>-20.01</td><td>40.13</td><td>-6.14</td><td>Average</td><td>100</td><td>276</td></tr><tr><td>4</td><td>1465.00</td><td>49.45</td><td>74.00</td><td>-24.55</td><td>55.59</td><td>-6.14</td><td>Peak</td><td>100</td><td>276</td></tr><tr><td>5</td><td>3089.00</td><td>33.12</td><td>54.00</td><td>-20.88</td><td>33.16</td><td>-0.04</td><td>Average</td><td>100</td><td>125</td></tr><tr><td>6</td><td>3089.00</td><td>45.85</td><td>74.00</td><td>-28.15</td><td>45.89</td><td>-0.04</td><td>Peak</td><td>100</td><td>125</td></tr></table></div></div></div></div></div></div></div></div></div>											Freq.	Emission	Limit	Margin	SA	Factor	Remark	ANT	Turn		MHz	level			reading			High	Table			dBuV/m	dBuV/m	dB	dBuV	dB		cm	deg	1	1028.00	38.56	54.00	-15.44	48.30	-9.74	Average	179	312	2	1028.00	43.32	74.00	-30.68	53.06	-9.74	Peak	179	312	3	1465.00	33.99	54.00	-20.01	40.13	-6.14	Average	100	276	4	1465.00	49.45	74.00	-24.55	55.59	-6.14	Peak	100	276	5	3089.00	33.12	54.00	-20.88	33.16	-0.04	Average	100	125	6	3089.00	45.85	74.00	-28.15	45.89	-0.04	Peak	100	125
	Freq.	Emission	Limit	Margin	SA	Factor	Remark	ANT	Turn																																																																																										
	MHz	level			reading			High	Table																																																																																										
		dBuV/m	dBuV/m	dB	dBuV	dB		cm	deg																																																																																										
1	1028.00	38.56	54.00	-15.44	48.30	-9.74	Average	179	312																																																																																										
2	1028.00	43.32	74.00	-30.68	53.06	-9.74	Peak	179	312																																																																																										
3	1465.00	33.99	54.00	-20.01	40.13	-6.14	Average	100	276																																																																																										
4	1465.00	49.45	74.00	-24.55	55.59	-6.14	Peak	100	276																																																																																										
5	3089.00	33.12	54.00	-20.88	33.16	-0.04	Average	100	125																																																																																										
6	3089.00	45.85	74.00	-28.15	45.89	-0.04	Peak	100	125																																																																																										
<div>Note 1: Emission level (dBuV/m) = SA reading (dBuV) + Factor (dB) 2: Margin (dB) = Emission level (dBuV/m) – Limit (dBuV/m)</div>																																																																																																			

4 Test laboratory information

Established in 2012, ICC provides foremost EMC & RF Testing and advisory consultation services by our skilled engineers and technicians. Our services employ a wide variety of advanced edge test equipment and one of the widest certification extents in the business.

International Certification Corp (EMC and Wireless Communication Laboratory), it is our definitive objective is to institute long term, trust-based associations with our clients. The expectation we set up with our clients is based on outstanding service, practical expertise and devotion to a certified value structure. Our passion is to grant our clients with best EMC / RF services by oriented knowledgeable and accommodating staff.

Our Test sites are located at Linkou District and Kwei Shan District. Location map can be found on our website <http://www.icertifi.com.tw>.

Linkou

Tel: 886-2-2601-1640

No. 30-2, Ding Fwu Tsuen, Lin Kou
District, New Taipei City, Taiwan,
R.O.C.

Kwei Shan

Tel: 886-3-271-8666

No. 3-1, Lane 6, Wen San 3rd
St., Kwei Shan District, Tao Yuan
City 333, Taiwan, R.O.C.

Kwei Shan Site II

Tel: 886-3-271-8640

No. 14-1, Lane 19, Wen San 3rd
St., Kwei Shan District, Tao Yuan
City 333, Taiwan, R.O.C.

If you have any suggestion, please feel free to contact us as below information

Tel: 886-3-271-8666

Fax: 886-3-318-0155

Email: ICC_Service@icertifi.com.tw

==END==