

Product Introduction



This wireless equipment has a possibility of mixing electric waves and cannot not provide the services on life and safty

Thank you for purchasing HAJEN's Bluetooth wireless Audio System. This product supports Bluetooth 2.1 and easy to hand carry, to provide high quality sound by simplified control. From your Bluetooth devices, you can play your music library to the product without connecting wires also by AUX cable. This product is targeting home-use (class B) electromagnetic wave instrument and can be used in any place.

PRODUCT DATA

Name of Product	Bluetooth wireless stereo Audio system
Model	BT1505FNEX
Power	5V DC / max. 1.0A
Size(without Cover)	124mm X 68mm X 25mm (W X D X H)
Internal Battery	3.7V DC / 750 mAh Li-ion (play 7 hours)
Power	2.7W X 2 at 10% THD
Connection	Micro USB (Charging) / AUX Input (3.5mm)
Bluetooth	Bluetooth V2.1, Class2, A2DP
Used Frequency	2,402 ~ 2,480 MHz
Proper Temperature	0 ~ 45 °C
Manufacturer / Country	HAJEN Co., Ltd. / China

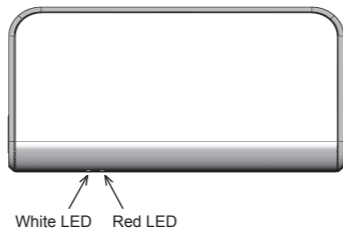
The life time of battery may decrease slowly by repeating charging and discharging cycles. Play time is based on 1/2 volume.

CONTENT OF BOX

- Product
- User Manual
- Micro USB Cable for charging
 - The USB Cable is not for telecommunication.
 - AUX cable and power adaptor are not provided.

COMPOSITION of PRODUCT

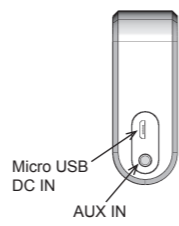
Front



Left Side



Right Side



BEFORE YOU BEGIN

This Product can provide you a music enjoyment by wireless stream audio contents from your mobile devices such as smartphone, MP3 player tablet or PC. You can roam around the house, office or outdoor to listen great music since the product has a rechargeable battery inside. Also, you can directly connect the devices using AUX line out. The device shall support Bluetooth higher than ver.2.1 and A2DP.

Connecting Power and Charging

To charge battery, connect supplied USB cable to USB port of PC or DC adaptor with USB Port and the other end to Micro USB Port of the right hand side of the Product. From the connection, the internal battery will start to be charged.

The internal battery may not be fully charged when you first open the Product. Please full charge the battery before use. Please use safety approved power adaptor.

OPERATION and INDICATION

- Power On : Press power button.
 - With audio signal, white LED starts blinking slowly.
- Power Off : Double click the power button.
 - With audio signal, white LED is turned off.
- Volume Control : Control volume on your Bluetooth devices, as there's no volume control on this product.
- Enter Bluetooth Pairing Mode : When the Product is powered on, press and hold the power button for 3 sec.
 - With audio signal, white LED starts blinking rapidly.
- Bluetooth Pairing : Activate the Bluetooth wireless mode on your device and let the device enter search mode. Choose "HAJEN_Handy" from the list on your device where you can complete the pairing operation.
 - White LED turns solid with audio signal.
- Un-pairing Bluetooth : Power off the product or deactivate Bluetooth wireless mode on your device.
- Bluetooth re-connecting : When powered on, the Product is automatically paired to the most recently connected Bluetooth device.

- AUX source play back : Connect your auxiliary source to the AUX-In jack on the right side of the Product with 3.5mm AUX cable. If you have both the auxiliary player and the connected Bluetooth device playing, the Product will play the audio signal from Bluetooth device. To hear audio from AUX cable, pause or stop your Bluetooth device. During re-charging, AUX source can playback regardless of the Product power status.

- LED Indicating status
 - Charging / End : Red LED on / Red LED off
 - Battery low : Red LED blinks 10 times
 - No pairing : White LED blinks slowly
 - Wait pairing : White LED blinks rapidly
 - Paired : White LED on

The product label is located on the inside of flip cover on the rear of product.

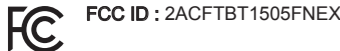
SAFETY INSTRUCTIONS

As with general electronic product, precautions should be observed during handling and use.

- Read this instruction carefully and keep it. Heed all warnings and follow the instruction.
- Do not use the Product near water.
- Clean only with dry cloth.
- Do not block front or rear grilles.
- Do not install near any heat sources such as stoves.
- Protect the power (USB) cable from pressing by heavy substances or pulled by excessive power.
- Only use on horizontal and flat place.
- Unplug the Product during lightning storms or when unused for long periods of time.
- Contact a designated AS center when the power (USB) cable damaged, spilling liquid on Product, exposing Product to rain for long time, serious damage on Product by dropping it.
- Keep away magnetic recording devices from the Product as there may be a small amount of magnetic flux leakage.
- Only use under 50°C of environment to prevent any damage to built-in battery.

- Do not dispose of in the household waste, as the product contains a built-in battery and should be treated and disposed according to regulations on waste disposal.
- Sudden movement from clod to hot environment may cause moisture condensing on the Product and degrade system performance and decrease product life span.
- Protect product from direct sun light.
- Do not use solvents to clean the Product and keep away from dusty environment.
- Do not attempt to disassemble the Product.
- AC adaptor is not supplied with the Product. Damages caused by improper power adaptors is not compensated.
- Always leave sufficient space around the Product for ventilation. Do not place Product in or on a bed, in a bag that may prevent air flow through vent openings.
- Don't place lighted candles, cigarettes, etc. on the Product.
- Be care that heavy objects do not fall into the Product.
- To completely disconnect the power input, the USB cable should be disconnected from the Product.
- Use of the Product in moderate climates. Use under extreme temperature may degrade system performance and product life span.

CERTIFICATION INFORMATION and WARNINGS



This device complies with part 15 of the FCC Rules. Operation is subject to the following two condions: (1) This device may not cause harmful interference, and (2) this device must accept any interference recieved, including interference that may cause undesired operation.

This equipment has been tested and found to comply with the limits for a Class B digital device, pursuant to Part 15 of the FCC Rules. These limits are designed to provide reasonable protection against harmful interference in a residential installation. This equipment generates, uses and can radiate radio frequency energy and, if not installed and used in accordance with the instructions, may cause harmful interference to radio communications. However, there is no guararantee that interference will not occur in a particular installation.

If this equipment does cause harmful interference to radio or television reception, which can be determined by turning the equipment off and on, the user is encouraged to try to correct the interference by one of the following measures;

- Reorient or relocate the antenna.
- Increase the separation between the equipment and receiver.
- Connect the equipment into an outlet on a circuit different from that to which the receiver is connected.
- Consult the dealer or an experienced radio/TV technician for help.



CE statement

Hereby, we declare that this device is in compliance with the essential requirements and other relevant provision of directive 1999/5/EC

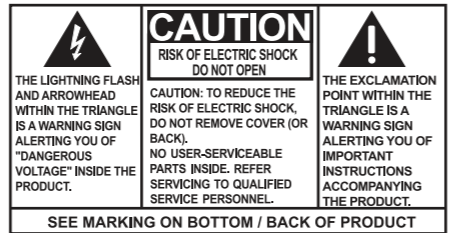
WARNING: This equipment may generate or use radio frequency energy. Changes or modification to this equipment may cause harmful interference unless the modifications are expressly approved in the instruction manual. The user could lose the authority to operate this equipment if an unauthorized change or modification is made.

WARNING: This product contains magnets which can be harmful to pacemaker wearers.

Certified Company : HAJEN Co., Ltd.
Product Name : Wireless Equipment with specified small power.

Model : BT1505FNEX

Manufacturer/Country : HAJEN Co., Ltd. / China



WARNING: TO PREVENT FIRE OR ELECTRICAL SHOCK HAZARD, DO NOT EXPOSE THIS PRODUCT TO RAIN OR MOISTURE.

TROUBLESHOOTING

Q: The Product is not turned on.

A: Make sure built-in battery is fully charged. Check that the USB cable is not damaged and USB port of adaptor or PC is normal.

Q: The Product is not charged.

A: Make sure the USB cable, plug is not damaged. Check the USB cable is connected to PC or adaptor USB port properly.

Q: No sound or sound is very low.

A: Make sure the Bluetooth wireless connection is correct and playback has been successfully started. Make sure the volume on your Bluetooth device is turned up.

Q: Paired device can not reconnect to the Product.

A: Delete "HAJEN_Handy" from the list on your Bluetooth device. Repeat the pairing procedures again. A re-connection may fail due to the pairing information has been deleted from your Bluetooth device.

Note in some device you may be prompted to enter a passkey. The passkey is "0000". This can be different for defferent devices.

WARRANTY

HAJEN Co., Ltd. warrants to the original retail buyer of this product, under normal use and condition, be proven the defective in material or workmanship within 12 month from the date of original purchasing. But the warranty for built-in battery is for 6 month.

Such defect will be repaired or replaced at designated AS center without charging cost.

To obtain proper repair or replacement within the terms of this warranty, the product to be returned with proof of warranty coverage (e.g. dated bill of sale) or visit the AS center with them. If the defective is proven as a user's responsibility, the cost of delivery and repair can be charged.

This warranty does not extend to the problem of compatibility with user's device nor the problem by using abnormal adaptor or cable. Also it does not apply to the problem by mis-handling, waterlogged or by removal of the factory labels or disassembled by non-qualified person. Company's liability is limited to the purchase price paid by purchaser for the product.

This warranty gives you specific legal rights and it may vary by regions. This warranty can not be moved nor transferred to the other person.

BEFORE AS CLAIM

Properly pack your unit including supplied accessories. We recommend using the original packing materials when you return the product to AS center.

COPYRIGHT AND TRADEMARK

The copyright of the product is owned by HAJEN Co., Ltd. Without HAJEN's permission, it can not be copied, modified, transferred nor saved. Note the copyright and trademark not to be transformed to electric, mechanical, chemical, magnetic, optical or any other artificial media.

USE AND RESPONSIBILITY

The contents within this publication can be changed by HAJEN for improvement of internal design, operation, performance or reliability without prior notice. HAJEN has no responsibility on inevitable, direct, indirect and accompanying injuries by faults or omission of this publication.

COPYRIGHT AND TRADEMARK

The copyright of the product is owned by HAJEN Co., Ltd. Without HAJEN's permission, it can not be copied, modified, transferred nor saved.

Note the copyright and trademark not to be transformed to electric, mechanical, chemical, magentic, optical or any other articial media.

USE AND RESPONSIBILITY

The content within this publication can be changed by HAJEN for improvement of internal design, operation, performance or reliability without prior notice. HAJEN has no responsibility on inevitable, direct, indirect and accompanying injuries by faults or omission of this publication.

**AS Center, HAJEN Co., Ltd.
D-304 Digital Empire
980-3 Youngtong-Dong, Suwon, Korea
82-70-7596-9906**

**Online support
http://www.hajen.co.kr**

HAJEN Co., Ltd.