Mode	13	
	Band Edge - R	
	2400-2483.5_802.11g_CH06_2437MHz	
ANT	1	
Pol.	Vertical	Fundamental
Peak	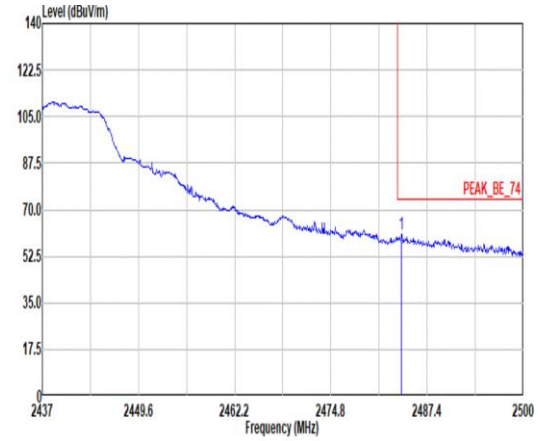 Site : 03CH13-HY Condition: PEAK_BE_74 3m HORN_9120D_1326 VERTICAL : RBW:1000.000kHz VBW:3000.000kHz SWT:Auto Limit Read Ant Cable Preamp Aux APos TPos Freq Level Line Margin Level Factor Loss Factor Factor Remark MHz dBuV/m dBuV/m dB dBuV dB/m dB dB dB cm deg 1 2484.06 60.88 74.00 -13.12 53.35 27.80 6.87 37.07 9.93 270 296 PEAK	Blank
Avg	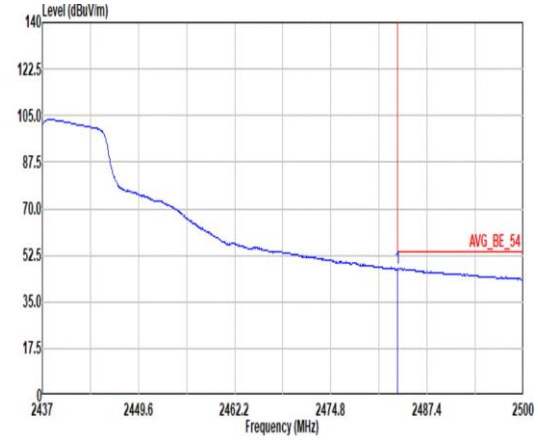 Site : 03CH13-HY Condition: AVG_BE_54 3m HORN_9120D_1326 VERTICAL : RBW:1000.000kHz VBW:1.000kHz SWT:Auto Limit Read Ant Cable Preamp Aux APos TPos Freq Level Line Margin Level Factor Loss Factor Factor Remark MHz dBuV/m dBuV/m dB dBuV dB/m dB dB dB cm deg 1 2483.56 47.51 54.00 -6.49 39.98 27.80 6.87 37.07 9.93 270 296 AVERAGE	Blank

Mode	13	
	Harmonic	
	2400-2483.5_802.11g_CH06_2437MHz	
ANT	1	
Pol.	Horizontal	Vertical
Peak Avg	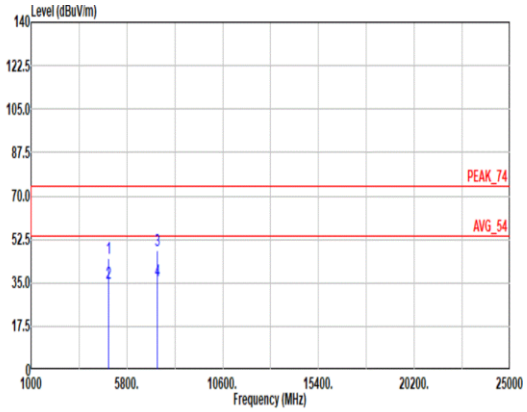 Site : 03CH13-HY Condition: PEAK_74 3m HORN_9120D_1326 HORIZONTAL Freq Level Limit Line Margin Read Level Ant Factor Cable Loss Preamp Factor Aux Factor APos TPos Remark MHz dBuV/m dBuV/m dB dBuV dB/m dB dB dB cm deg 1 4874.00 45.09 74.00 -28.91 59.19 32.70 9.77 57.28 0.71 146 337 PEAK 2 4874.00 34.69 54.00 -19.31 48.79 32.70 9.77 57.28 0.71 146 337 Average 3 7311.00 47.96 74.00 -26.04 54.79 37.13 12.75 57.37 0.66 300 224 PEAK 4 7311.00 36.13 54.00 -17.87 42.96 37.13 12.75 57.37 0.66 300 224 Average	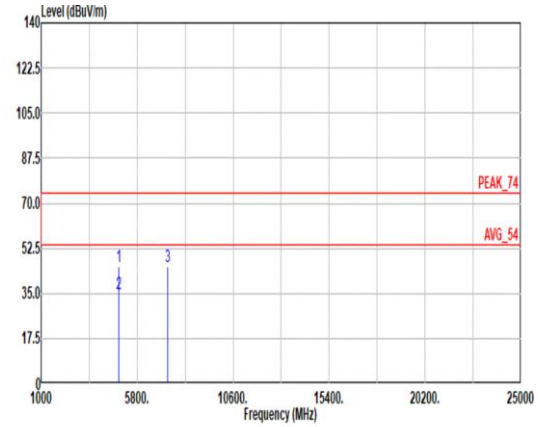 Site : 03CH13-HY Condition: PEAK_74 3m HORN_9120D_1326 VERTICAL Freq Level Limit Line Margin Read Level Ant Factor Cable Loss Preamp Factor Aux Factor APos TPos Remark MHz dBuV/m dBuV/m dB dBuV dB/m dB dB dB cm deg 1 4874.00 45.31 74.00 -28.69 59.41 32.70 9.77 57.28 0.71 298 141 PEAK 2 4874.00 34.92 54.00 -19.08 49.02 32.70 9.77 57.28 0.71 298 141 Average 3 7311.00 45.26 74.00 -28.74 52.09 37.13 12.75 57.37 0.66 -- -- PEAK

Mode	14	
	Band Edge	
	2400-2483.5_802.11g_CH10_2457MHz	
ANT	1	
Pol.	Horizontal	Fundamental
Peak	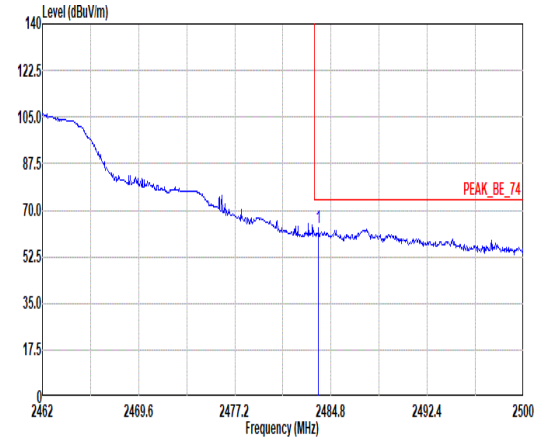 Site : 03CH13-HY Condition: PEAK_BE_74 3m HORN_9120D_1326 HORIZONTAL : RBW:1000.000kHz VBW:3000.000kHz SWT:Auto Freq Level Limit Line Margin Read Level Ant Factor Cable Loss Preamp Factor Aux Factor APos TPos Remark MHz dBuV/m dBuV/m dB dBuV dB/m dB dB dB cm deg 1 2483.81 63.22 74.00 -10.78 55.69 27.80 6.87 37.07 9.93 200 18 PEAK	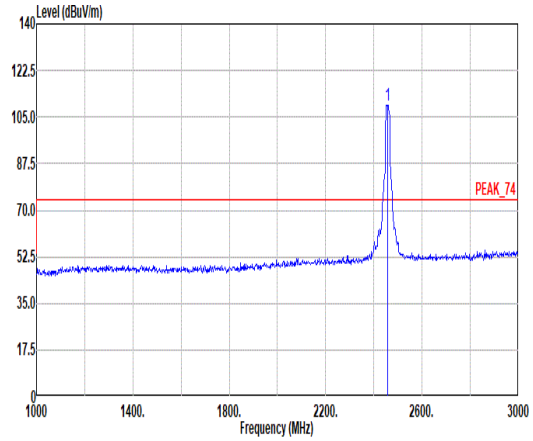 Site : 03CH13-HY Condition: PEAK_74 3m HORN_9120D_1326 HORIZONTAL : RBW:1000.000kHz VBW:3000.000kHz SWT:Auto Freq Level Limit Line Margin Read Level Ant Factor Cable Loss Preamp Factor Aux Factor APos TPos Remark MHz dBuV/m dBuV/m dB dBuV dB/m dB dB dB cm deg 1 2457.00 109.62 ------ ------ 102.23 27.70 6.83 37.07 9.93 200 18 PEAK
Avg	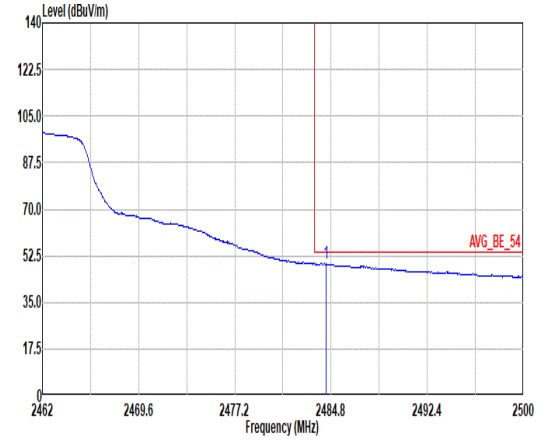 Site : 03CH13-HY Condition: AVG_BE_54 3m HORN_9120D_1326 HORIZONTAL : RBW:1000.000kHz VBW:1.000kHz SWT:Auto Freq Level Limit Line Margin Read Level Ant Factor Cable Loss Preamp Factor Aux Factor APos TPos Remark MHz dBuV/m dBuV/m dB dBuV dB/m dB dB dB cm deg 1 2484.42 49.52 54.00 -4.48 41.99 27.80 6.87 37.07 9.93 200 18 AVERAGE	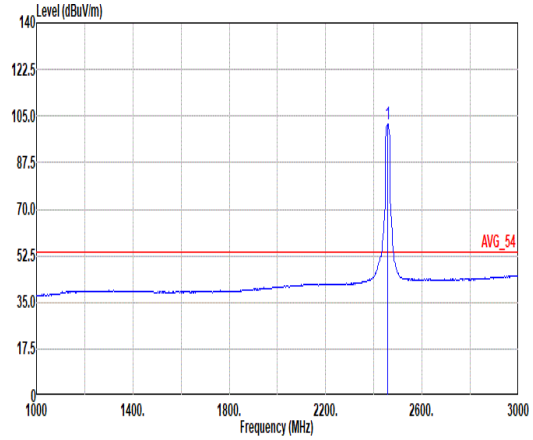 Site : 03CH13-HY Condition: AVG_54 3m HORN_9120D_1326 HORIZONTAL : RBW:1000.000kHz VBW:1.000kHz SWT:Auto Freq Level Limit Line Margin Read Level Ant Factor Cable Loss Preamp Factor Aux Factor APos TPos Remark MHz dBuV/m dBuV/m dB dBuV dB/m dB dB dB cm deg 1 2457.00 102.06 ------ ------ 94.70 27.68 6.83 37.08 9.93 200 18 AVERAGE

Mode	14	
	Band Edge	
	2400-2483.5_802.11g_CH10_2457MHz	
ANT	1	
Pol.	Vertical	Fundamental
Peak	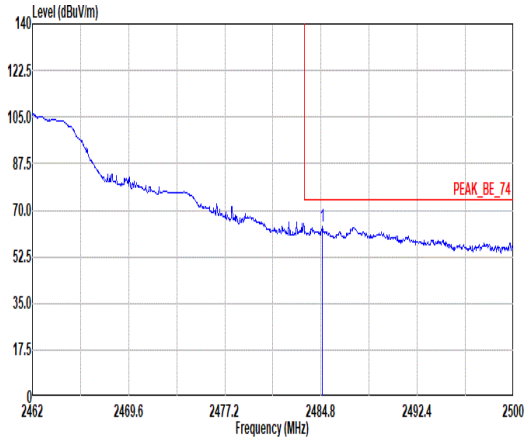 Site : 03CH13-HY Condition: PEAK_BE_74 3m HORN_9120D_1326 VERTICAL : RBW:1000.000kHz VBW:3000.000kHz SWT:Auto Freq Level Limit Line Margin Read Level Ant Factor Cable Loss Preamp Factor Aux Factor APos TPos Remark MHz dBuV/m dBuV/m dB dBuV dB/m dB dB dB cm deg 1 2484.91 63.74 74.00 -10.26 56.21 27.80 6.87 37.07 9.93 100 324 PEAK	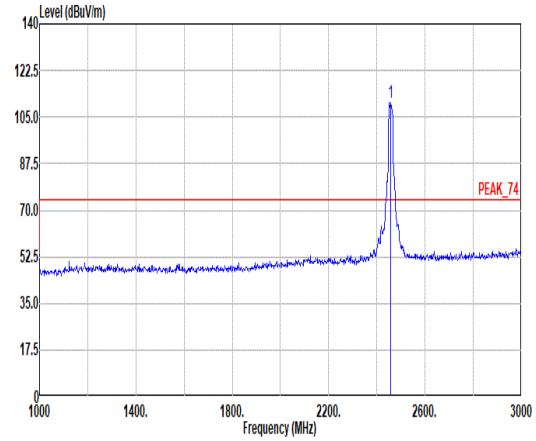 Site : 03CH13-HY Condition: PEAK_74 3m HORN_9120D_1326 VERTICAL : RBW:1000.000kHz VBW:3000.000kHz SWT:Auto Freq Level Limit Line Margin Read Level Ant Factor Cable Loss Preamp Factor Aux Factor APos TPos Remark MHz dBuV/m dBuV/m dB dBuV dB/m dB dB dB cm deg 1 2457.00 110.26 ------ ------ 102.90 27.68 6.83 37.08 9.93 100 324 PEAK
Avg	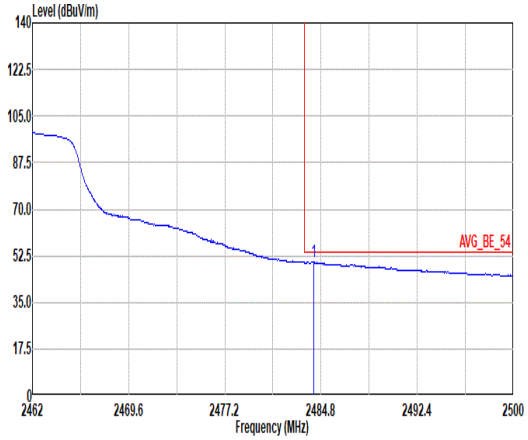 Site : 03CH13-HY Condition: AVG_BE_54 3m HORN_9120D_1326 VERTICAL : RBW:1000.000kHz VBW:1.000kHz SWT:Auto Freq Level Limit Line Margin Read Level Ant Factor Cable Loss Preamp Factor Aux Factor APos TPos Remark MHz dBuV/m dBuV/m dB dBuV dB/m dB dB dB cm deg 1 2484.23 50.12 54.00 -3.88 42.59 27.80 6.87 37.07 9.93 100 324 AVERAGE	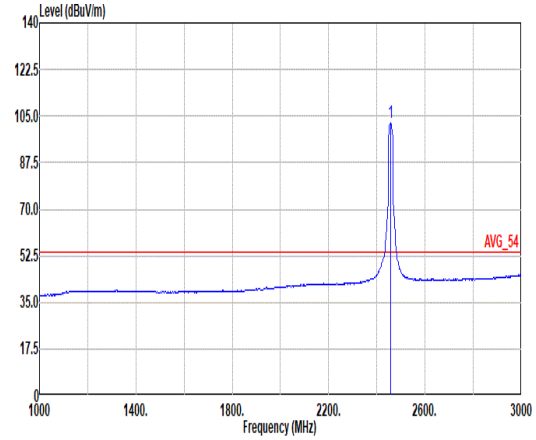 Site : 03CH13-HY Condition: AVG_54 3m HORN_9120D_1326 VERTICAL : RBW:1000.000kHz VBW:1.000kHz SWT:Auto Freq Level Limit Line Margin Read Level Ant Factor Cable Loss Preamp Factor Aux Factor APos TPos Remark MHz dBuV/m dBuV/m dB dBuV dB/m dB dB dB cm deg 1 2457.00 102.25 ------ ------ 94.91 27.66 6.83 37.08 9.93 100 324 AVERAGE

Mode	15	
	Band Edge	
	2400-2483.5_802.11g_CH11_2462MHz	
ANT	1	
Pol.	Horizontal	Fundamental
Peak	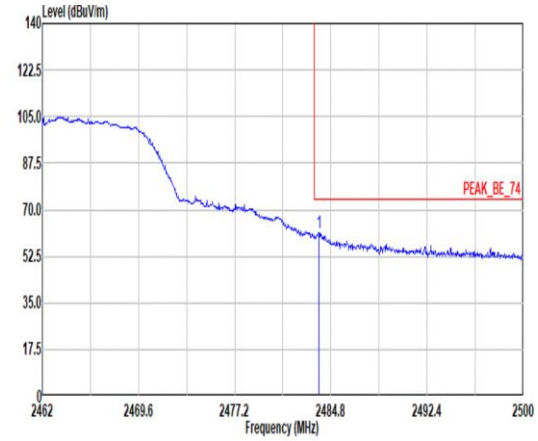 Site : 03CH13-HY Condition: PEAK_BE_74 3m HORN_9120D_1326 HORIZONTAL : RBW:1000.000kHz VBW:3000.000kHz SWT:Auto Freq Level Limit Line Margin Read Level Ant Factor Cable Loss Preamp Factor Aux Factor APos TPos Remark MHz dBuV/m dBuV/m dB dBuV dB/m dB dB dB cm deg 1 2483.85 61.48 74.00 -12.52 53.95 27.80 6.87 37.07 9.93 100 31 PEAK	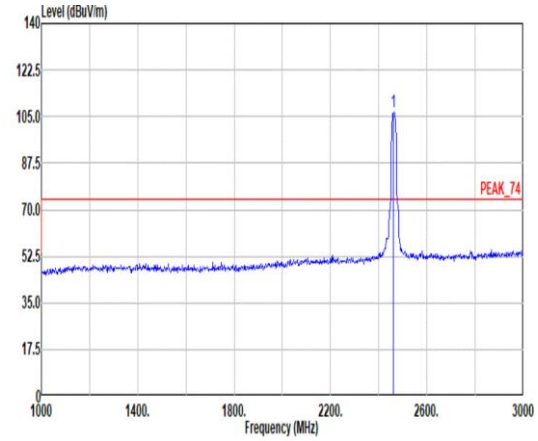 Site : 03CH13-HY Condition: PEAK_74 3m HORN_9120D_1326 HORIZONTAL : RBW:1000.000kHz VBW:3000.000kHz SWT:Auto Freq Level Limit Line Margin Read Level Ant Factor Cable Loss Preamp Factor Aux Factor APos TPos Remark MHz dBuV/m dBuV/m dB dBuV dB/m dB dB dB cm deg 1 2462.00 106.58 ------ ------ 99.18 27.70 6.84 37.07 9.93 100 31 PEAK
Avg	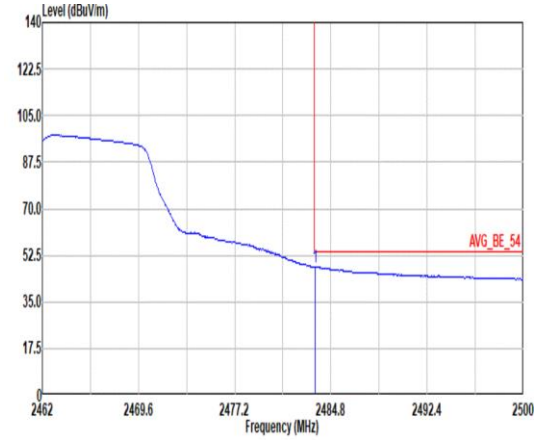 Site : 03CH13-HY Condition: AVG_BE_54 3m HORN_9120D_1326 HORIZONTAL : RBW:1000.000kHz VBW:1.000kHz SWT:Auto Freq Level Limit Line Margin Read Level Ant Factor Cable Loss Preamp Factor Aux Factor APos TPos Remark MHz dBuV/m dBuV/m dB dBuV dB/m dB dB dB cm deg 1 2483.55 48.25 54.00 -5.75 40.72 27.80 6.87 37.07 9.93 100 31 AVERAGE	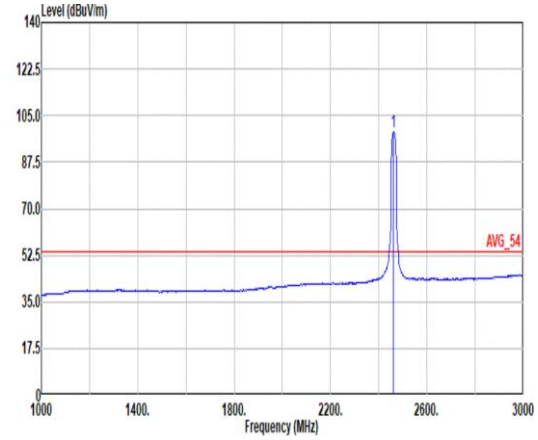 Site : 03CH13-HY Condition: AVG_54 3m HORN_9120D_1326 HORIZONTAL : RBW:1000.000kHz VBW:1.000kHz SWT:Auto Freq Level Limit Line Margin Read Level Ant Factor Cable Loss Preamp Factor Aux Factor APos TPos Remark MHz dBuV/m dBuV/m dB dBuV dB/m dB dB dB cm deg 1 2462.00 99.01 ------ ------ 91.61 27.70 6.84 37.07 9.93 100 31 AVERAGE

Mode	15	
	Band Edge	
	2400-2483.5_802.11g_CH11_2462MHz	
ANT	1	
Pol.	Vertical	Fundamental
Peak	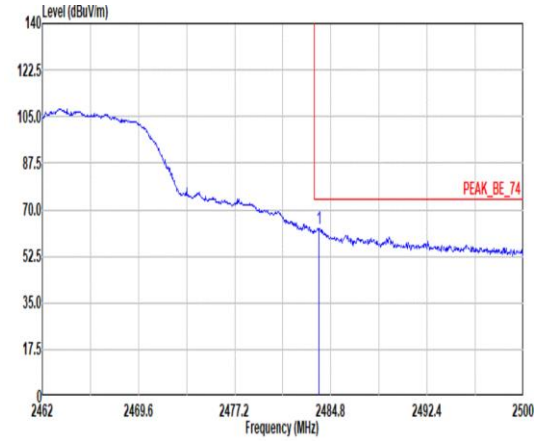 Site : 03CH13-HY Condition: PEAK_BE_74 3m HORN_9120D_1326 VERTICAL : RBW:1000.000kHz VBW:3000.000kHz SWT:Auto Freq Level Limit Line Margin Read Level Ant Factor Cable Loss Preamp Factor Aux Factor APos TPos Remark MHz dBuV/m dBuV/m dB dBuV dB/m dB dB dB cm deg 1 2483.85 62.99 74.00 -11.01 55.46 27.80 6.87 37.07 9.93 125 325 PEAK	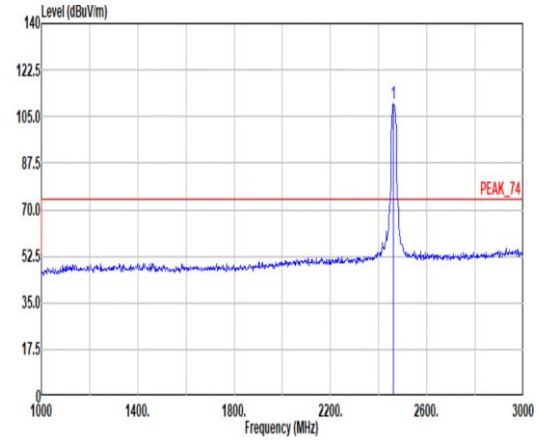 Site : 03CH13-HY Condition: PEAK_74 3m HORN_9120D_1326 VERTICAL : RBW:1000.000kHz VBW:3000.000kHz SWT:Auto Freq Level Limit Line Margin Read Level Ant Factor Cable Loss Preamp Factor Aux Factor APos TPos Remark MHz dBuV/m dBuV/m dB dBuV dB/m dB dB dB cm deg 1 2462.00 109.64 ------ ------ 102.25 27.70 6.83 37.07 9.93 125 325 PEAK
Avg	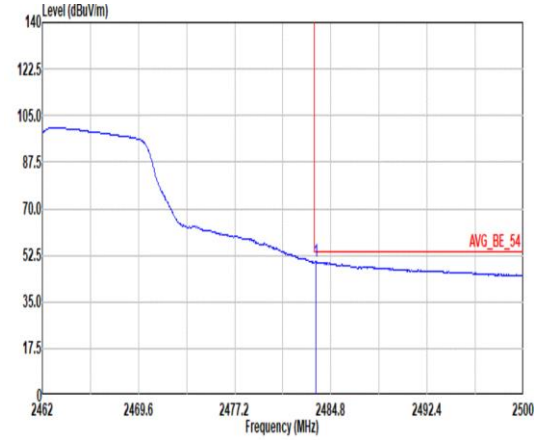 Site : 03CH13-HY Condition: AVG_BE_54 3m HORN_9120D_1326 VERTICAL : RBW:1000.000kHz VBW:1.000kHz SWT:Auto Freq Level Limit Line Margin Read Level Ant Factor Cable Loss Preamp Factor Aux Factor APos TPos Remark MHz dBuV/m dBuV/m dB dBuV dB/m dB dB dB cm deg 1 2483.58 50.15 54.00 -3.85 42.62 27.80 6.87 37.07 9.93 125 325 AVERAGE	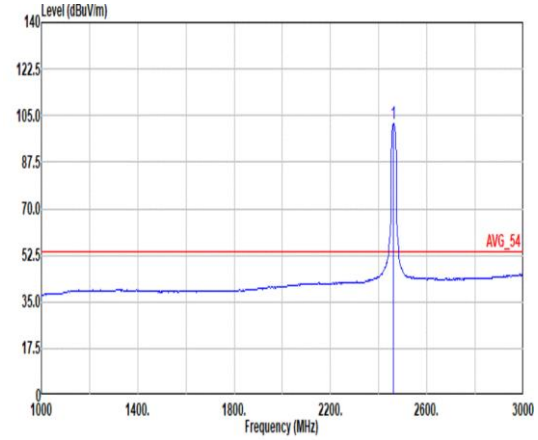 Site : 03CH13-HY Condition: AVG_54 3m HORN_9120D_1326 VERTICAL : RBW:1000.000kHz VBW:1.000kHz SWT:Auto Freq Level Limit Line Margin Read Level Ant Factor Cable Loss Preamp Factor Aux Factor APos TPos Remark MHz dBuV/m dBuV/m dB dBuV dB/m dB dB dB cm deg 1 2462.00 102.14 ------ ------ 94.75 27.70 6.83 37.07 9.93 125 325 AVERAGE

Mode	15	
	Harmonic	
	2400-2483.5_802.11g_CH11_2462MHz	
ANT	1	
Pol.	Horizontal	Vertical
Peak Avg	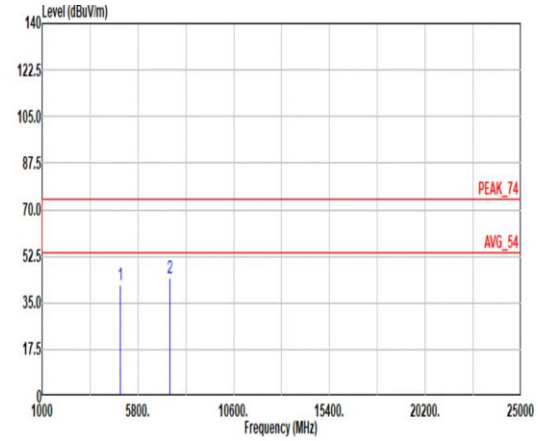 Site : 03CH13-HY Condition: PEAK_74 3m HORN_9120D_1326 HORIZONTAL Freq Level Limit Line Margin Read Level Ant Factor Cable Loss Preamp Factor Aux Factor APos TPos Remark MHz dBuV/m dBuV/m dB dBuV dB/m dB dB dB cm deg 1 4924.00 41.74 74.00 -32.26 55.18 32.94 10.08 57.17 0.71 -- -- PEAK 2 7386.00 44.51 74.00 -29.49 51.88 36.68 12.80 57.52 0.67 -- -- PEAK	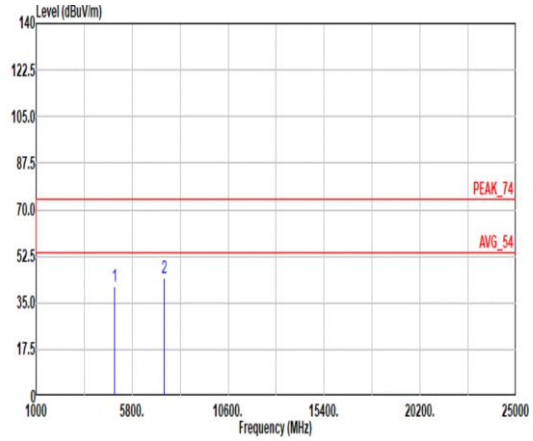 Site : 03CH13-HY Condition: PEAK_74 3m HORN_9120D_1326 VERTICAL Freq Level Limit Line Margin Read Level Ant Factor Cable Loss Preamp Factor Aux Factor APos TPos Remark MHz dBuV/m dBuV/m dB dBuV dB/m dB dB dB cm deg 1 4924.00 41.09 74.00 -32.91 54.53 32.94 10.08 57.17 0.71 -- -- PEAK 2 7386.00 44.31 74.00 -29.69 51.68 36.68 12.80 57.52 0.67 -- -- PEAK

Mode	16	
	Band Edge	
	2400-2483.5_802.11ac VHT20_CH01_2412MHz	
ANT	1	
Pol.	Horizontal	Fundamental
Peak	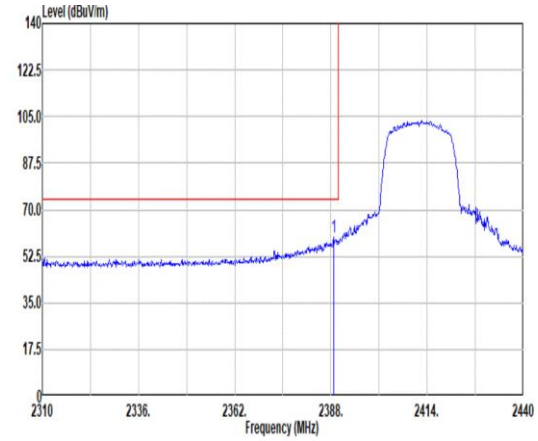 Site : 03CH13-HY Condition: PEAK_BE_74 3m HORN_9120D_1326 HORIZONTAL : RBW:1000.000kHz VBW:3000.000kHz SWT:Auto Freq Level Limit Line Margin Read Level Ant Factor Cable Loss Preamp Factor Aux Factor APos TPos Remark MHz dBuV/m dBuV/m dB dBuV dB/m dB dB dB cm deg 1 2388.78 59.62 74.00 -14.38 52.55 27.49 6.73 37.08 9.93 100 65 PEAK	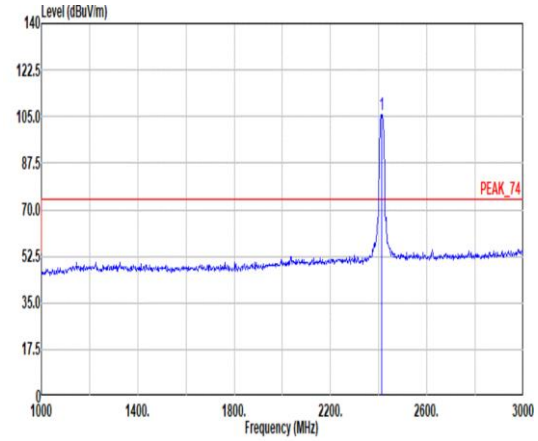 Site : 03CH13-HY Condition: PEAK_74 3m HORN_9120D_1326 HORIZONTAL : RBW:1000.000kHz VBW:3000.000kHz SWT:Auto Freq Level Limit Line Margin Read Level Ant Factor Cable Loss Preamp Factor Aux Factor APos TPos Remark MHz dBuV/m dBuV/m dB dBuV dB/m dB dB dB cm deg 1 2412.00 105.69 ------ ------ 98.48 27.60 6.76 37.08 9.93 100 65 PEAK
Avg	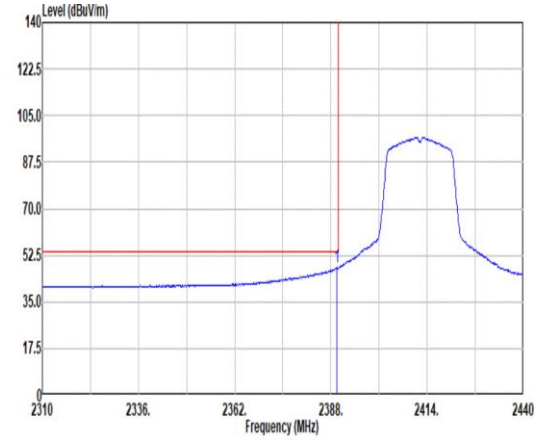 Site : 03CH13-HY Condition: AVG_BE_54 3m HORN_9120D_1326 HORIZONTAL : RBW:1000.000kHz VBW:1.000kHz SWT:Auto Freq Level Limit Line Margin Read Level Ant Factor Cable Loss Preamp Factor Aux Factor APos TPos Remark MHz dBuV/m dBuV/m dB dBuV dB/m dB dB dB cm deg 1 2389.56 47.84 54.00 -6.16 40.75 27.50 6.74 37.08 9.93 100 65 AVERAGE	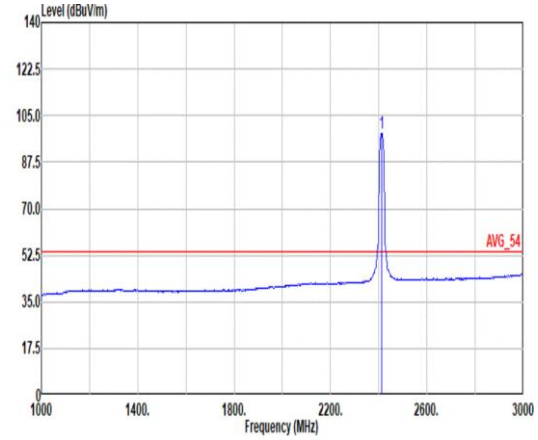 Site : 03CH13-HY Condition: AVG_54 3m HORN_9120D_1326 HORIZONTAL : RBW:1000.000kHz VBW:1.000kHz SWT:Auto Freq Level Limit Line Margin Read Level Ant Factor Cable Loss Preamp Factor Aux Factor APos TPos Remark MHz dBuV/m dBuV/m dB dBuV dB/m dB dB dB cm deg 1 2412.00 98.12 ------ ------ 90.91 27.60 6.76 37.08 9.93 100 65 AVERAGE

Mode	16	
	Band Edge	
	2400-2483.5_802.11ac VHT20_CH01_2412MHz	
ANT	1	
Pol.	Vertical	Fundamental
Peak	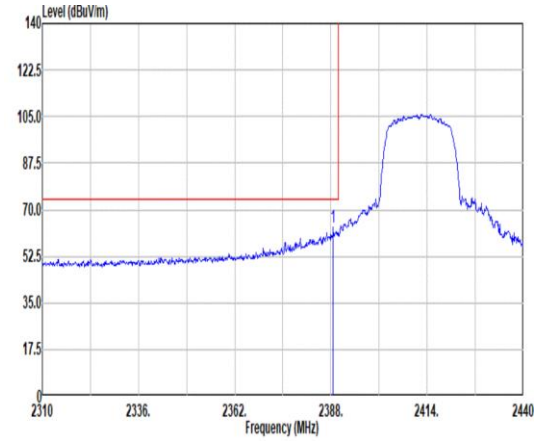 Site : 03CH13-HY Condition: PEAK_BE_74 3m HORN_9120D_1326 VERTICAL : RBW:1000.000kHz VBW:3000.000kHz SWT:Auto Freq Level Limit Line Margin Read Level Ant Factor Cable Loss Preamp Factor Aux Factor APos TPos Remark MHz dBuV/m dBuV/m dB dBuV dB/m dB dB dB cm deg 1 2388.65 63.58 74.00 -10.42 56.51 27.49 6.73 37.08 9.93 249 299 PEAK	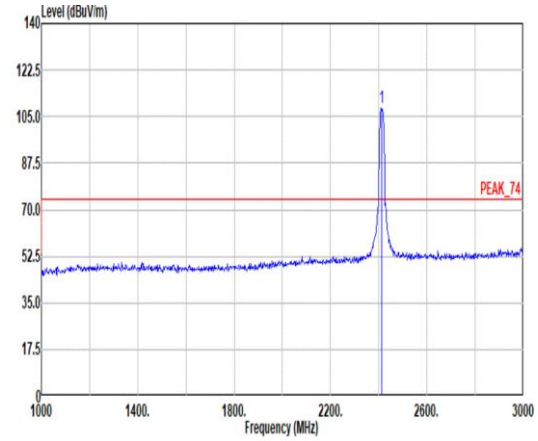 Site : 03CH13-HY Condition: PEAK_74 3m HORN_9120D_1326 VERTICAL : RBW:1000.000kHz VBW:3000.000kHz SWT:Auto Freq Level Limit Line Margin Read Level Ant Factor Cable Loss Preamp Factor Aux Factor APos TPos Remark MHz dBuV/m dBuV/m dB dBuV dB/m dB dB dB cm deg 1 2412.00 108.29 ------ ------ 101.08 27.60 6.76 37.08 9.93 249 299 PEAK
Avg	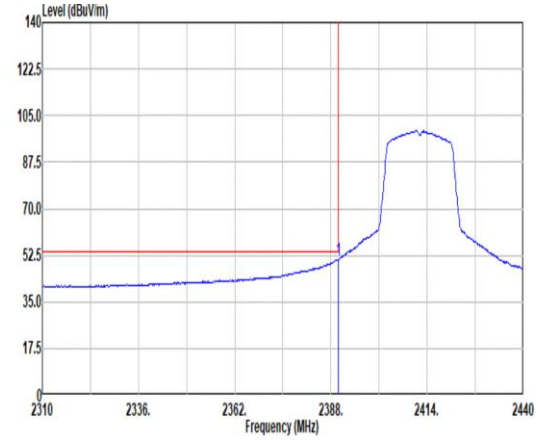 Site : 03CH13-HY Condition: AVG_BE_54 3m HORN_9120D_1326 VERTICAL : RBW:1000.000kHz VBW:1.000kHz SWT:Auto Freq Level Limit Line Margin Read Level Ant Factor Cable Loss Preamp Factor Aux Factor APos TPos Remark MHz dBuV/m dBuV/m dB dBuV dB/m dB dB dB cm deg 1 2389.95 50.81 54.00 -3.19 43.72 27.50 6.74 37.08 9.93 249 299 AVERAGE	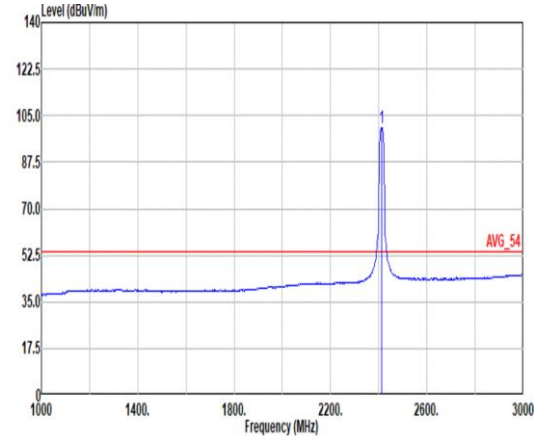 Site : 03CH13-HY Condition: AVG_54 3m HORN_9120D_1326 VERTICAL : RBW:1000.000kHz VBW:1.000kHz SWT:Auto Freq Level Limit Line Margin Read Level Ant Factor Cable Loss Preamp Factor Aux Factor APos TPos Remark MHz dBuV/m dBuV/m dB dBuV dB/m dB dB dB cm deg 1 2412.00 100.64 ------ ------ 93.42 27.60 6.77 37.08 9.93 249 299 AVERAGE

Mode	16	
	Harmonic	
	2400-2483.5_802.11ac VHT20_CH01_2412MHz	
ANT	1	
Pol.	Horizontal	Vertical
Peak Avg	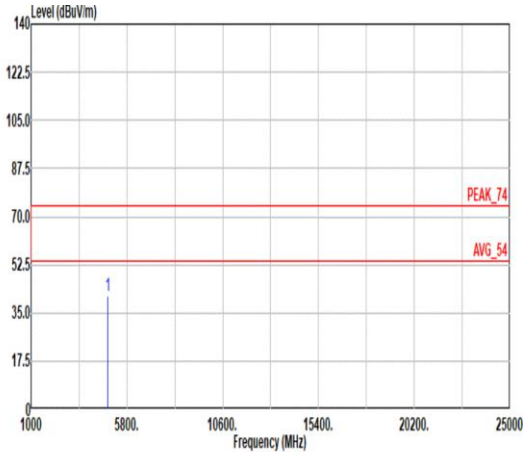 Site : 03CH13-HY Condition: PEAK_74 3m HORN_9120D_1326 HORIZONTAL Freq Level Limit Line Margin Read Level Ant Factor Cable Loss Preamp Factor Aux Factor APos TPos Remark MHz dBuV/m dBuV/m dB dBuV dB/m dB dB dB cm deg 1 4824.00 41.31 74.00 -32.69 56.03 32.50 9.47 57.39 0.70 -- -- PEAK	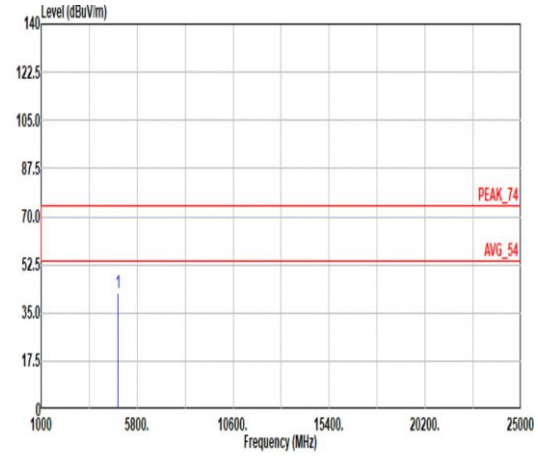 Site : 03CH13-HY Condition: PEAK_74 3m HORN_9120D_1326 VERTICAL Freq Level Limit Line Margin Read Level Ant Factor Cable Loss Preamp Factor Aux Factor APos TPos Remark MHz dBuV/m dBuV/m dB dBuV dB/m dB dB dB cm deg 1 4824.00 42.34 74.00 -31.66 57.06 32.50 9.47 57.39 0.70 -- -- PEAK

Mode	17	
	Band Edge	
	2400-2483.5_802.11ac VHT20_CH02_2417MHz	
ANT	1	
Pol.	Horizontal	Fundamental
Peak	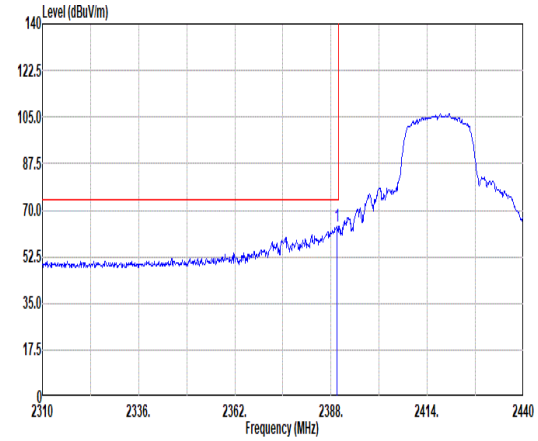 Site : 03CH13-HY Condition: PEAK_BE_74 3m HORN_9120D_1326 HORIZONTAL : RBW:1000.000kHz VBW:3000.000kHz SWT:Auto Freq Level Limit Line Margin Read Level Ant Factor Cable Loss Preamp Factor Aux Factor APos TPos Remark MHz dBuV/m dBuV/m dB dBuV dB/m dB dB dB cm deg 1 2389.56 63.78 74.00 -10.22 56.69 27.50 6.74 37.08 9.93 100 46 PEAK	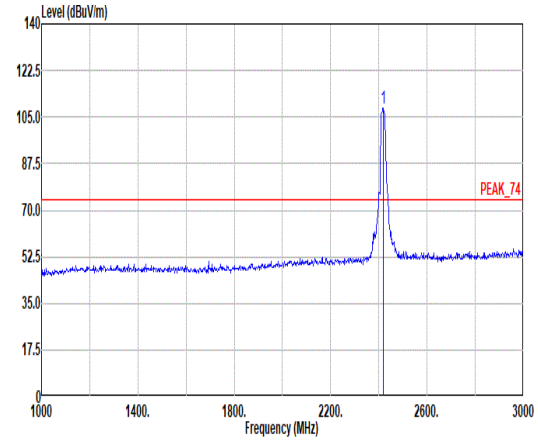 Site : 03CH13-HY Condition: PEAK_74 3m HORN_9120D_1326 HORIZONTAL : RBW:1000.000kHz VBW:3000.000kHz SWT:Auto Freq Level Limit Line Margin Read Level Ant Factor Cable Loss Preamp Factor Aux Factor APos TPos Remark MHz dBuV/m dBuV/m dB dBuV dB/m dB dB dB cm deg 1 2417.00 108.35 ------ ------ 101.12 27.60 6.78 37.08 9.93 100 46 PEAK
Avg	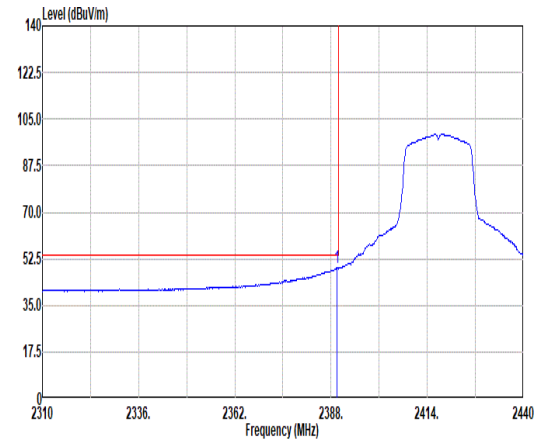 Site : 03CH13-HY Condition: AVG_BE_54 3m HORN_9120D_1326 HORIZONTAL : RBW:1000.000kHz VBW:1.000kHz SWT:Auto Freq Level Limit Line Margin Read Level Ant Factor Cable Loss Preamp Factor Aux Factor APos TPos Remark MHz dBuV/m dBuV/m dB dBuV dB/m dB dB dB cm deg 1 2389.69 49.15 54.00 -4.85 42.06 27.50 6.74 37.08 9.93 100 46 AVERAGE	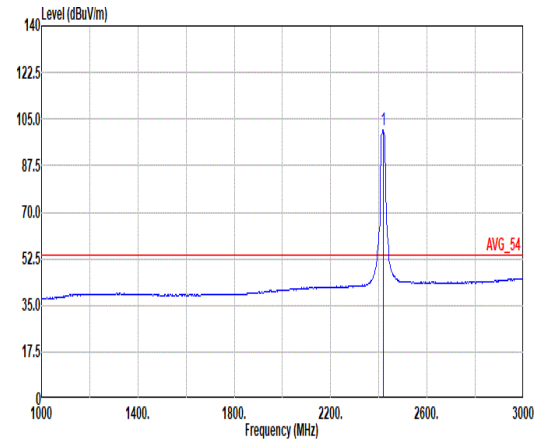 Site : 03CH13-HY Condition: AVG_54 3m HORN_9120D_1326 HORIZONTAL : RBW:1000.000kHz VBW:1.000kHz SWT:Auto Freq Level Limit Line Margin Read Level Ant Factor Cable Loss Preamp Factor Aux Factor APos TPos Remark MHz dBuV/m dBuV/m dB dBuV dB/m dB dB dB cm deg 1 2417.00 100.78 ------ ------ 93.55 27.60 6.78 37.08 9.93 100 46 AVERAGE

Mode	17	
	Band Edge	
	2400-2483.5_802.11ac VHT20_CH02_2417MHz	
ANT	1	
Pol.	Vertical	Fundamental
Peak	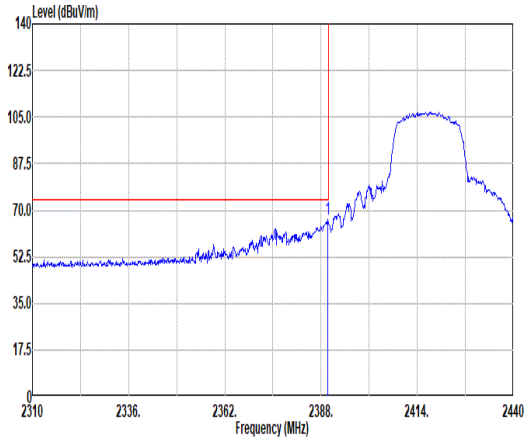 Site : 03CH13-HY Condition: PEAK_BE_74 3m HORN_9120D_1326 VERTICAL : RBW:1000.000kHz VBW:3000.000kHz SWT:Auto Freq Level Limit Line Margin Read Level Ant Factor Cable Loss Preamp Factor Aux Factor APos TPos Remark MHz dBuV/m dBuV/m dB dBuV dB/m dB dB dB cm deg 1 2389.82 66.57 74.00 -7.43 59.48 27.50 6.74 37.08 9.93 100 303 PEAK	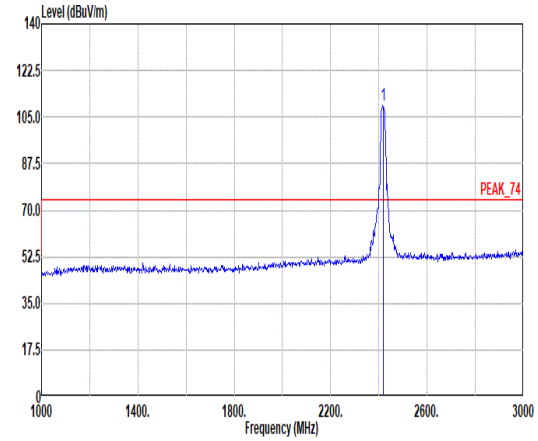 Site : 03CH13-HY Condition: PEAK_74 3m HORN_9120D_1326 VERTICAL : RBW:1000.000kHz VBW:3000.000kHz SWT:Auto Freq Level Limit Line Margin Read Level Ant Factor Cable Loss Preamp Factor Aux Factor APos TPos Remark MHz dBuV/m dBuV/m dB dBuV dB/m dB dB dB cm deg 1 2417.00 109.25 ------ ------ 102.03 27.60 6.77 37.08 9.93 100 303 PEAK
Avg	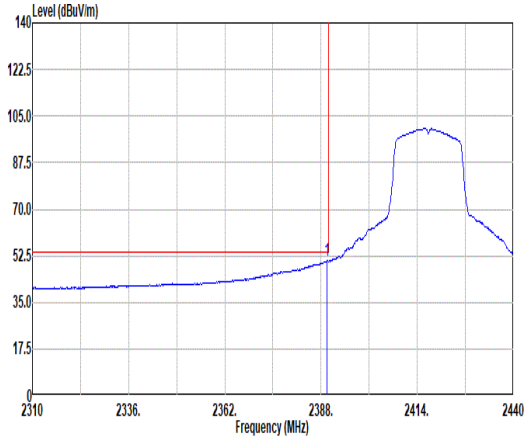 Site : 03CH13-HY Condition: AVG_BE_54 3m HORN_9120D_1326 VERTICAL : RBW:1000.000kHz VBW:1.000kHz SWT:Auto Freq Level Limit Line Margin Read Level Ant Factor Cable Loss Preamp Factor Aux Factor APos TPos Remark MHz dBuV/m dBuV/m dB dBuV dB/m dB dB dB cm deg 1 2389.69 50.73 54.00 -3.27 43.64 27.50 6.74 37.08 9.93 100 303 AVERAGE	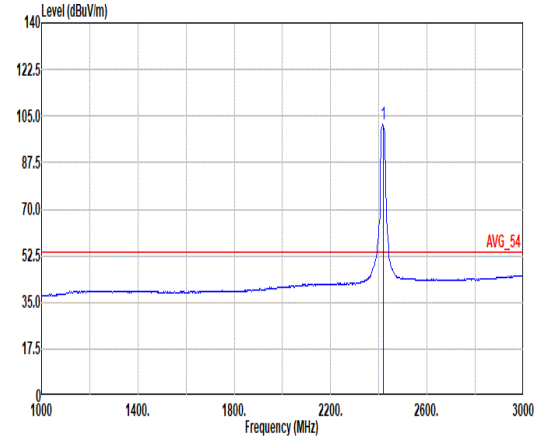 Site : 03CH13-HY Condition: AVG_54 3m HORN_9120D_1326 VERTICAL : RBW:1000.000kHz VBW:1.000kHz SWT:Auto Freq Level Limit Line Margin Read Level Ant Factor Cable Loss Preamp Factor Aux Factor APos TPos Remark MHz dBuV/m dBuV/m dB dBuV dB/m dB dB dB cm deg 1 2417.00 101.82 ------ ------ 94.60 27.60 6.77 37.08 9.93 100 303 AVERAGE

Mode	18	
	Band Edge - L	
	2400-2483.5_802.11ac VHT20_CH06_2437MHz	
ANT	1	
Pol.	Horizontal	Fundamental
Peak	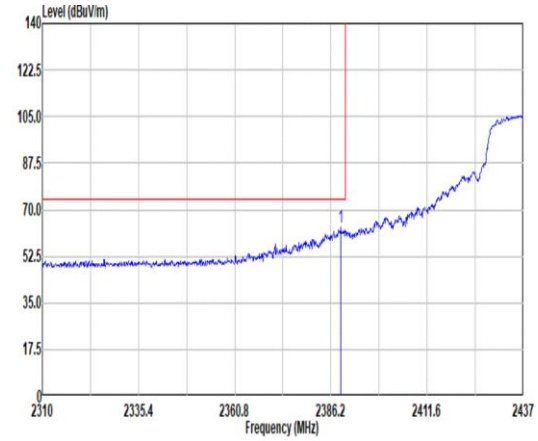 Site : 03CH13-HY Condition: PEAK_BE_74 3m HORN_9120D_1326 HORIZONTAL : RBW:1000.000kHz VBW:3000.000kHz SWT:Auto Freq Level Limit Line Margin Read Level Ant Factor Cable Loss Preamp Factor Aux Factor APos TPos Remark MHz dBuV/m dBuV/m dB dBuV dB/m dB dB dB cm deg 1 2388.87 63.40 74.00 -10.60 56.33 27.49 6.73 37.08 9.93 100 65 PEAK	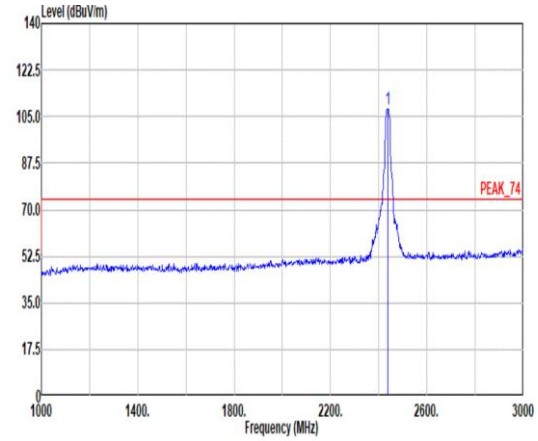 Site : 03CH13-HY Condition: PEAK_74 3m HORN_9120D_1326 HORIZONTAL : RBW:1000.000kHz VBW:3000.000kHz SWT:Auto Freq Level Limit Line Margin Read Level Ant Factor Cable Loss Preamp Factor Aux Factor APos TPos Remark MHz dBuV/m dBuV/m dB dBuV dB/m dB dB dB cm deg 1 2437.00 108.01 ------ ------ 100.74 27.62 6.80 37.08 9.93 100 65 PEAK
Avg	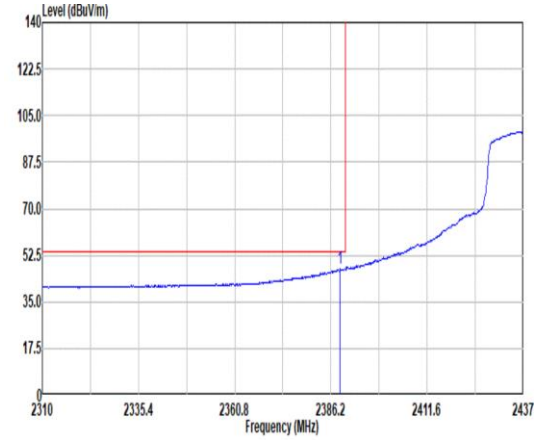 Site : 03CH13-HY Condition: AVG_BE_54 3m HORN_9120D_1326 HORIZONTAL : RBW:1000.000kHz VBW:1.000kHz SWT:Auto Freq Level Limit Line Margin Read Level Ant Factor Cable Loss Preamp Factor Aux Factor APos TPos Remark MHz dBuV/m dBuV/m dB dBuV dB/m dB dB dB cm deg 1 2388.61 47.40 54.00 -6.60 40.33 27.49 6.73 37.08 9.93 100 65 AVERAGE	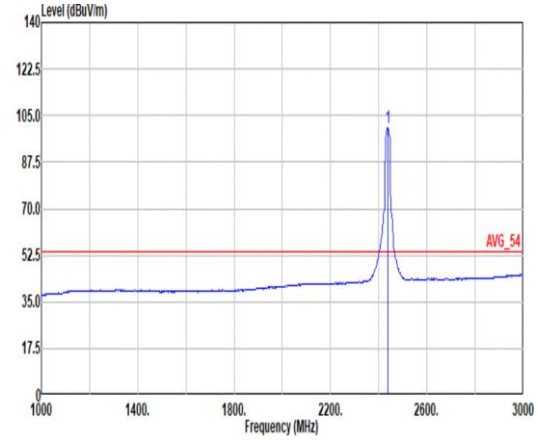 Site : 03CH13-HY Condition: AVG_54 3m HORN_9120D_1326 HORIZONTAL : RBW:1000.000kHz VBW:1.000kHz SWT:Auto Freq Level Limit Line Margin Read Level Ant Factor Cable Loss Preamp Factor Aux Factor APos TPos Remark MHz dBuV/m dBuV/m dB dBuV dB/m dB dB dB cm deg 1 2437.00 100.46 ------ ------ 93.17 27.64 6.80 37.08 9.93 100 65 AVERAGE

Mode	18	
	Band Edge - R	
	2400-2483.5_802.11ac VHT20_CH06_2437MHz	
ANT	1	
Pol.	Horizontal	Fundamental
Peak	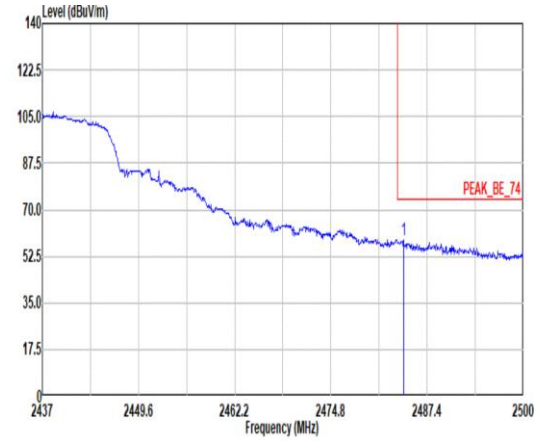 Site : 03CH13-HY Condition: PEAK_BE_74 3m HORN_9120D_1326 HORIZONTAL : RBW:1000.000kHz VBW:3000.000kHz SWT:Auto Freq Level Limit Line Margin Read Level Ant Factor Cable Loss Preamp Factor Aux Factor APos TPos Remark MHz dBuV/m dBuV/m dB dBuV dB/m dB dB dB cm deg 1 2484.31 58.72 74.00 -15.28 51.19 27.80 6.87 37.07 9.93 100 65 PEAK	Blank
Avg	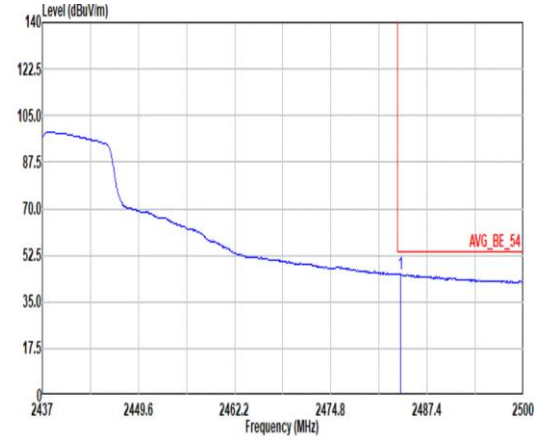 Site : 03CH13-HY Condition: AVG_BE_54 3m HORN_9120D_1326 HORIZONTAL : RBW:1000.000kHz VBW:1.000kHz SWT:Auto Freq Level Limit Line Margin Read Level Ant Factor Cable Loss Preamp Factor Aux Factor APos TPos Remark MHz dBuV/m dBuV/m dB dBuV dB/m dB dB dB cm deg 1 2483.94 45.62 54.00 -8.38 38.09 27.80 6.87 37.07 9.93 100 65 AVERAGE	Blank

Mode	18	
	Band Edge - L	
	2400-2483.5_802.11ac VHT20_CH06_2437MHz	
ANT	1	
Pol.	Vertical	Fundamental
Peak	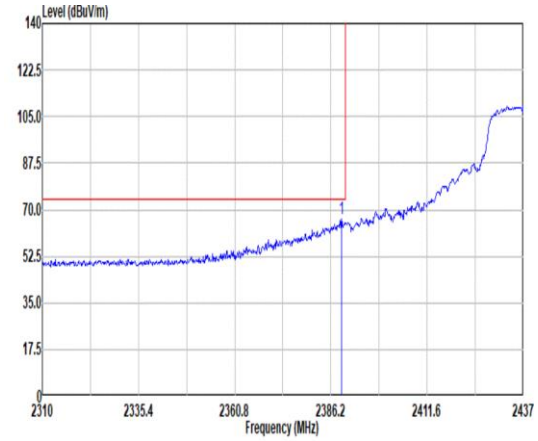 Site : 03CH13-HY Condition: PEAK_BE_74 3m HORN_9120D_1326 VERTICAL : RBW:1000.000kHz VBW:3000.000kHz SWT:Auto Freq Level Limit Line Margin Read Level Ant Factor Cable Loss Preamp Factor Aux Factor APos TPos Remark MHz dBuV/m dBuV/m dB dBuV dB/m dB dB dB cm deg 1 2388.99 66.34 74.00 -7.66 59.26 27.49 6.74 37.08 9.93 280 296 PEAK	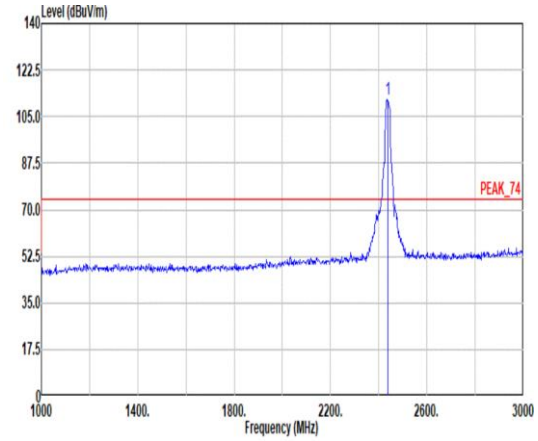 Site : 03CH13-HY Condition: PEAK_74 3m HORN_9120D_1326 VERTICAL : RBW:1000.000kHz VBW:3000.000kHz SWT:Auto Freq Level Limit Line Margin Read Level Ant Factor Cable Loss Preamp Factor Aux Factor APos TPos Remark MHz dBuV/m dBuV/m dB dBuV dB/m dB dB dB cm deg 1 2437.00 111.21 ------ ------ 103.90 27.66 6.80 37.08 9.93 280 296 PEAK
Avg	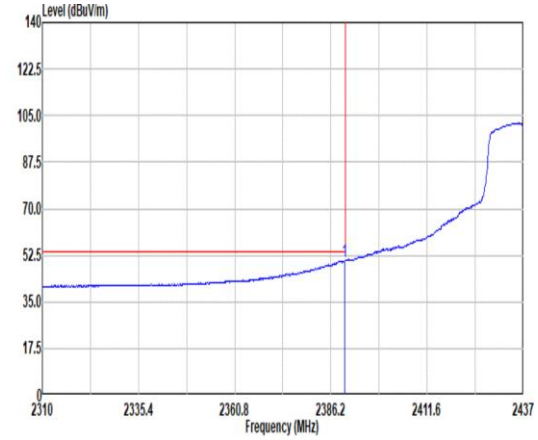 Site : 03CH13-HY Condition: AVG_BE_54 3m HORN_9120D_1326 VERTICAL : RBW:1000.000kHz VBW:1.000kHz SWT:Auto Freq Level Limit Line Margin Read Level Ant Factor Cable Loss Preamp Factor Aux Factor APos TPos Remark MHz dBuV/m dBuV/m dB dBuV dB/m dB dB dB cm deg 1 2389.88 50.44 54.00 -3.56 43.35 27.50 6.74 37.08 9.93 280 296 AVERAGE	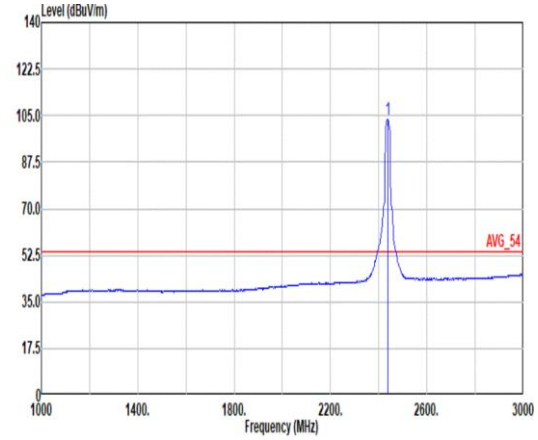 Site : 03CH13-HY Condition: AVG_54 3m HORN_9120D_1326 VERTICAL : RBW:1000.000kHz VBW:1.000kHz SWT:Auto Freq Level Limit Line Margin Read Level Ant Factor Cable Loss Preamp Factor Aux Factor APos TPos Remark MHz dBuV/m dBuV/m dB dBuV dB/m dB dB dB cm deg 1 2437.00 103.74 ------ ------ 96.45 27.64 6.80 37.08 9.93 280 296 AVERAGE

Mode	18	
	Band Edge - R	
	2400-2483.5_802.11ac VHT20_CH06_2437MHz	
ANT	1	
Pol.	Vertical	Fundamental
Peak	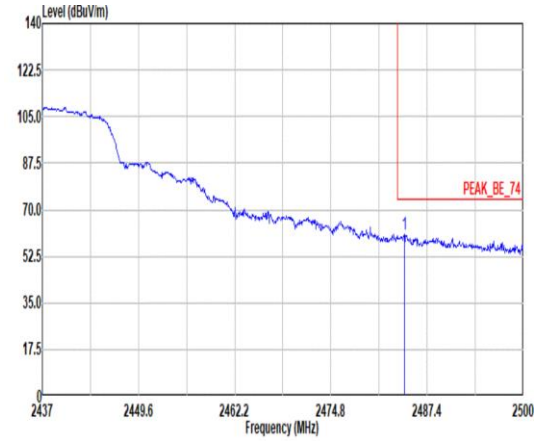 Site : 03CH13-HY Condition: PEAK_BE_74 3m HORN_9120D_1326 VERTICAL : RBW:1000.000kHz VBW:3000.000kHz SWT:Auto Limit Read Ant Cable Preamp Aux APos TPos Freq Level Line Margin Level Factor Loss Factor Factor Remark MHz dBuV/m dBuV/m dB dBuV dB/m dB dB dB cm deg 1 2484.44 60.59 74.00 -13.41 53.06 27.80 6.87 37.07 9.93 280 296 PEAK	Blank
Avg	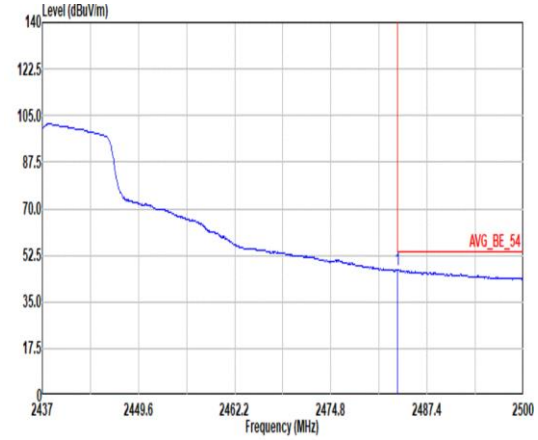 Site : 03CH13-HY Condition: AVG_BE_54 3m HORN_9120D_1326 VERTICAL : RBW:1000.000kHz VBW:1.000kHz SWT:Auto Limit Read Ant Cable Preamp Aux APos TPos Freq Level Line Margin Level Factor Loss Factor Factor Remark MHz dBuV/m dBuV/m dB dBuV dB/m dB dB dB cm deg 1 2483.56 46.98 54.00 -7.02 39.45 27.80 6.87 37.07 9.93 280 296 AVERAGE	Blank

Mode	18	
	Harmonic	
	2400-2483.5_802.11ac VHT20_CH06_2437MHz	
ANT	1	
Pol.	Horizontal	Vertical
Peak Avg	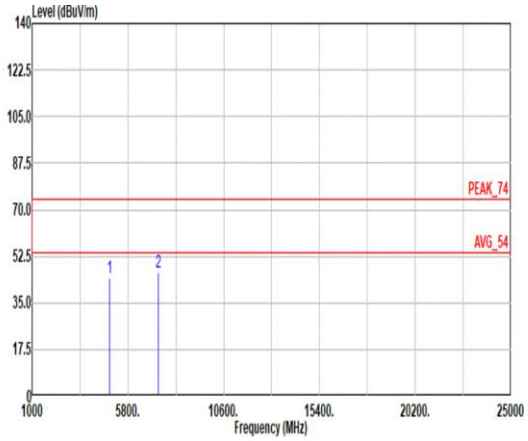 Site : 03CH13-HY Condition: PEAK_74 3m HORN_9120D_1326 HORIZONTAL Freq Level Limit Line Margin Read Level Ant Factor Cable Loss Preamp Factor Aux Factor APos TPos Remark MHz dBuV/m dBuV/m dB dBuV dB/m dB dB dB cm deg 1 4874.00 44.38 74.00 -29.62 58.48 32.70 9.77 57.28 0.71 -- -- PEAK 2 7311.00 46.40 74.00 -27.60 53.23 37.13 12.75 57.37 0.66 -- -- PEAK	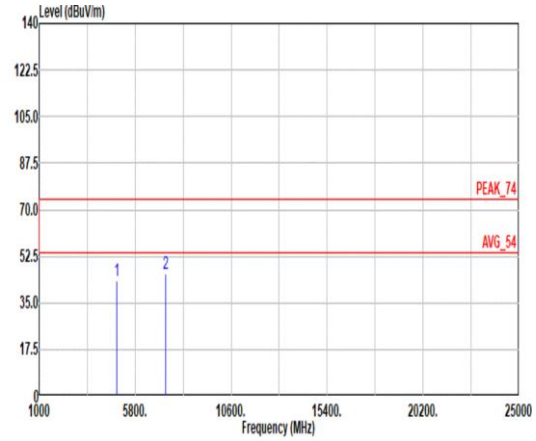 Site : 03CH13-HY Condition: PEAK_74 3m HORN_9120D_1326 VERTICAL Freq Level Limit Line Margin Read Level Ant Factor Cable Loss Preamp Factor Aux Factor APos TPos Remark MHz dBuV/m dBuV/m dB dBuV dB/m dB dB dB cm deg 1 4874.00 43.10 74.00 -30.90 57.20 32.70 9.77 57.28 0.71 -- -- PEAK 2 7311.00 45.84 74.00 -28.16 52.67 37.13 12.75 57.37 0.66 -- -- PEAK

Mode	19	
	Band Edge	
	2400-2483.5_802.11ac VHT20_CH10_2457MHz	
ANT	1	
Pol.	Horizontal	Fundamental
Peak	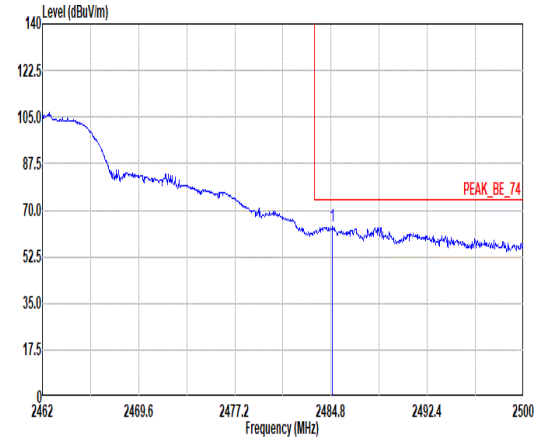 Site : 03CH13-HY Condition: PEAK_BE_74 3m HORN_9120D_1326 HORIZONTAL : RBW:1000.000kHz VBW:3000.000kHz SWT:Auto Freq Level Limit Line Margin Read Level Ant Factor Cable Loss Preamp Factor Aux Factor APos TPos Remark MHz dBuV/m dBuV/m dB dBuV dB/m dB dB dB cm deg 1 2484.91 63.76 74.00 -10.24 56.23 27.80 6.87 37.07 9.93 200 17 PEAK	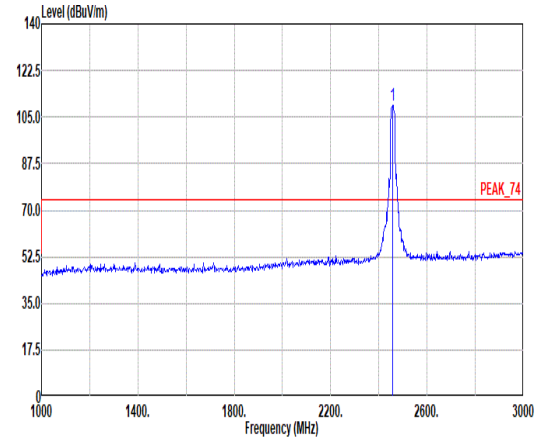 Site : 03CH13-HY Condition: PEAK_74 3m HORN_9120D_1326 HORIZONTAL : RBW:1000.000kHz VBW:3000.000kHz SWT:Auto Freq Level Limit Line Margin Read Level Ant Factor Cable Loss Preamp Factor Aux Factor APos TPos Remark MHz dBuV/m dBuV/m dB dBuV dB/m dB dB dB cm deg 1 2457.00 109.38 ------ ------ 101.99 27.70 6.83 37.07 9.93 200 17 PEAK
Avg	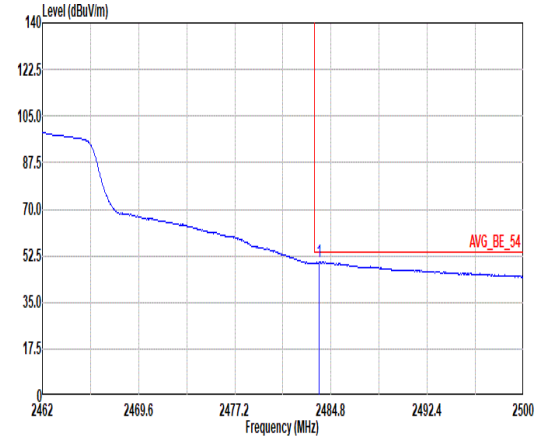 Site : 03CH13-HY Condition: AVG_BE_54 3m HORN_9120D_1326 HORIZONTAL : RBW:1000.000kHz VBW:1.000kHz SWT:Auto Freq Level Limit Line Margin Read Level Ant Factor Cable Loss Preamp Factor Aux Factor APos TPos Remark MHz dBuV/m dBuV/m dB dBuV dB/m dB dB dB cm deg 1 2483.85 50.09 54.00 -3.91 42.56 27.80 6.87 37.07 9.93 200 17 AVERAGE	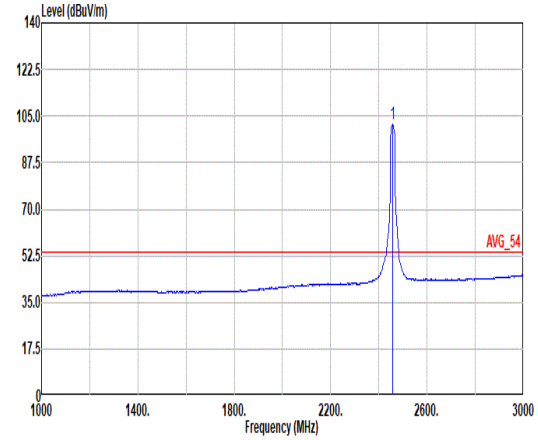 Site : 03CH13-HY Condition: AVG_54 3m HORN_9120D_1326 HORIZONTAL : RBW:1000.000kHz VBW:1.000kHz SWT:Auto Freq Level Limit Line Margin Read Level Ant Factor Cable Loss Preamp Factor Aux Factor APos TPos Remark MHz dBuV/m dBuV/m dB dBuV dB/m dB dB dB cm deg 1 2457.00 101.92 ------ ------ 94.56 27.68 6.83 37.08 9.93 200 17 AVERAGE

Mode	19	
	Band Edge	
	2400-2483.5_802.11ac VHT20_CH10_2457MHz	
ANT	1	
Pol.	Vertical	Fundamental
Peak	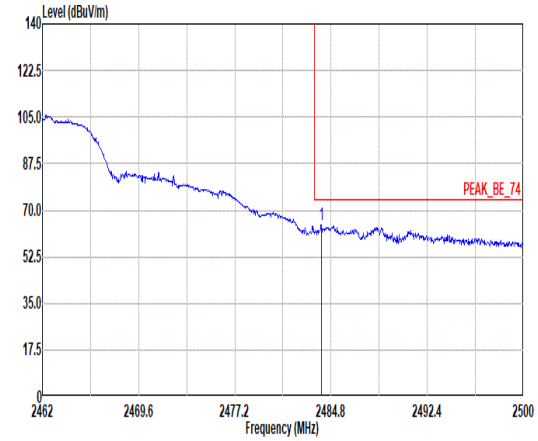 Site : 03CH13-HY Condition: PEAK_BE_74 3m HORN_9120D_1326 VERTICAL : RBW:1000.000kHz VBW:3000.000kHz SWT:Auto Limit Read Ant Cable Preamp Aux APos TPos Freq Level Line Margin Level Factor Loss Factor Factor Remark MHz dBuV/m dBuV/m dB dBuV dB/m dB dB dB cm deg 1 2484.04 64.33 74.00 -9.67 56.80 27.80 6.87 37.07 9.93 110 327 PEAK	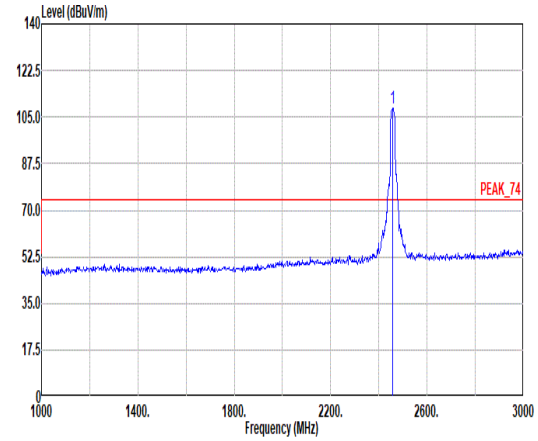 Site : 03CH13-HY Condition: PEAK_74 3m HORN_9120D_1326 VERTICAL : RBW:1000.000kHz VBW:3000.000kHz SWT:Auto Limit Read Ant Cable Preamp Aux APos TPos Freq Level Line Margin Level Factor Loss Factor Factor Remark MHz dBuV/m dBuV/m dB dBuV dB/m dB dB dB cm deg 1 2457.00 108.53 ------ ------ 101.19 27.66 6.83 37.08 9.93 110 327 PEAK
Avg	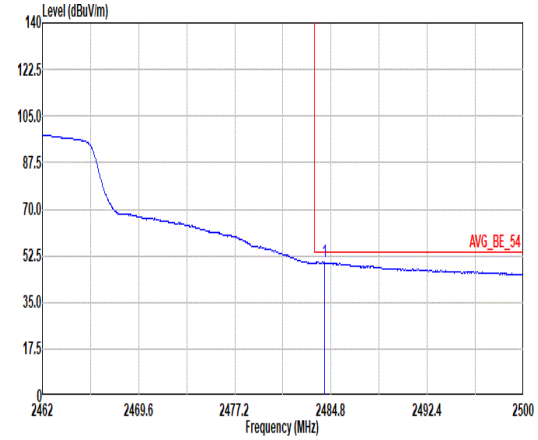 Site : 03CH13-HY Condition: AVG_BE_54 3m HORN_9120D_1326 VERTICAL : RBW:1000.000kHz VBW:1.000kHz SWT:Auto Limit Read Ant Cable Preamp Aux APos TPos Freq Level Line Margin Level Factor Loss Factor Factor Remark MHz dBuV/m dBuV/m dB dBuV dB/m dB dB dB cm deg 1 2484.27 50.16 54.00 -3.84 42.63 27.80 6.87 37.07 9.93 110 327 AVERAGE	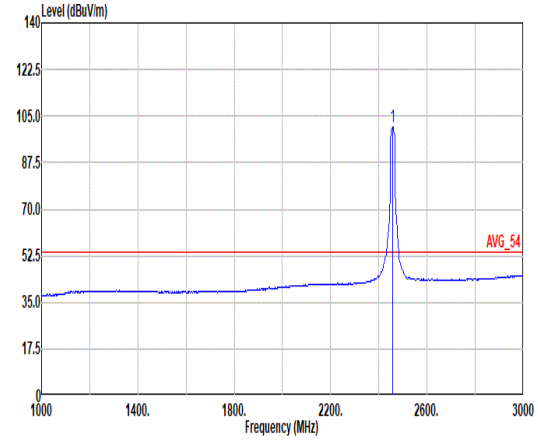 Site : 03CH13-HY Condition: AVG_54 3m HORN_9120D_1326 VERTICAL : RBW:1000.000kHz VBW:1.000kHz SWT:Auto Limit Read Ant Cable Preamp Aux APos TPos Freq Level Line Margin Level Factor Loss Factor Factor Remark MHz dBuV/m dBuV/m dB dBuV dB/m dB dB dB cm deg 1 2457.00 101.16 ------ ------ 93.80 27.68 6.83 37.08 9.93 110 327 AVERAGE

Mode	20	
	Band Edge	
	2400-2483.5_802.11ac VHT20_CH11_2462MHz	
ANT	1	
Pol.	Horizontal	Fundamental
Peak	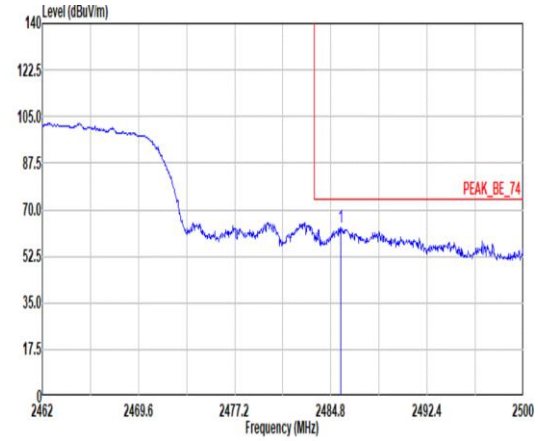 Site : 03CH13-HY Condition: PEAK_BE_74 3m HORN_9120D_1326 HORIZONTAL : RBW:1000.000kHz VBW:3000.000kHz SWT:Auto Freq Level Limit Line Margin Read Level Ant Factor Cable Loss Preamp Factor Aux Factor APos TPos Remark MHz dBuV/m dBuV/m dB dBuV dB/m dB dB dB cm deg 1 2485.60 63.47 74.00 -10.53 55.94 27.80 6.87 37.07 9.93 316 192 PEAK	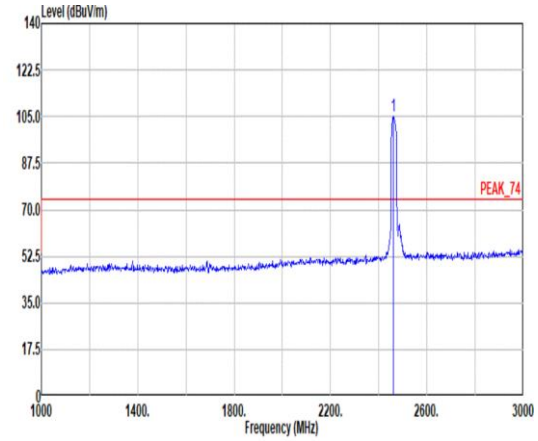 Site : 03CH13-HY Condition: PEAK_74 3m HORN_9120D_1326 HORIZONTAL : RBW:1000.000kHz VBW:3000.000kHz SWT:Auto Freq Level Limit Line Margin Read Level Ant Factor Cable Loss Preamp Factor Aux Factor APos TPos Remark MHz dBuV/m dBuV/m dB dBuV dB/m dB dB dB cm deg 1 2462.00 105.02 ------ ------ 97.63 27.70 6.83 37.07 9.93 316 192 PEAK
Avg	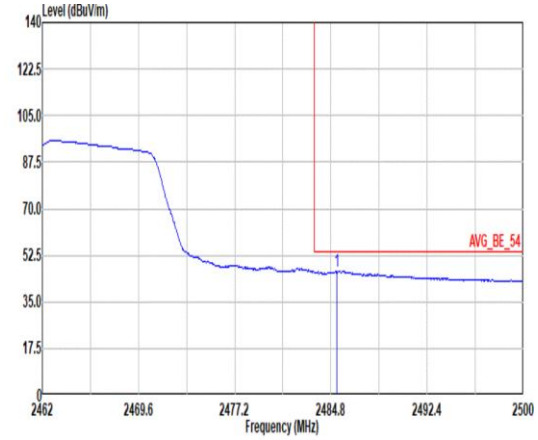 Site : 03CH13-HY Condition: AVG_BE_54 3m HORN_9120D_1326 HORIZONTAL : RBW:1000.000kHz VBW:1.000kHz SWT:Auto Freq Level Limit Line Margin Read Level Ant Factor Cable Loss Preamp Factor Aux Factor APos TPos Remark MHz dBuV/m dBuV/m dB dBuV dB/m dB dB dB cm deg 1 2485.26 46.55 54.00 -7.45 39.02 27.80 6.87 37.07 9.93 316 192 AVERAGE	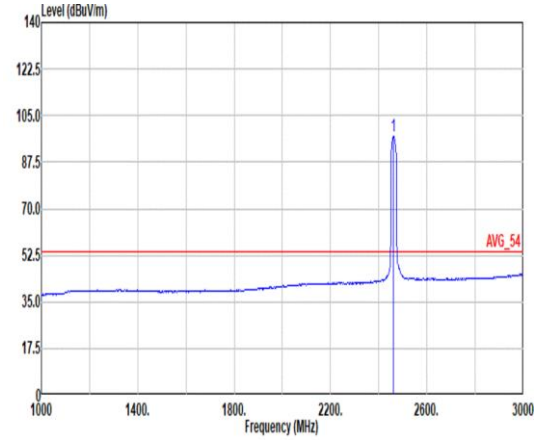 Site : 03CH13-HY Condition: AVG_54 3m HORN_9120D_1326 HORIZONTAL : RBW:1000.000kHz VBW:1.000kHz SWT:Auto Freq Level Limit Line Margin Read Level Ant Factor Cable Loss Preamp Factor Aux Factor APos TPos Remark MHz dBuV/m dBuV/m dB dBuV dB/m dB dB dB cm deg 1 2462.00 97.43 ------ ------ 90.04 27.70 6.83 37.07 9.93 316 192 AVERAGE

Mode	20	
	Band Edge	
	2400-2483.5_802.11ac VHT20_CH11_2462MHz	
ANT	1	
Pol.	Vertical	Fundamental
Peak	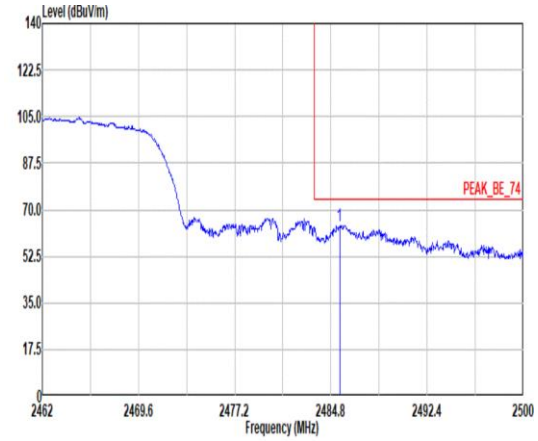 Site : 03CH13-HY Condition: PEAK_BE_74 3m HORN_9120D_1326 VERTICAL : RBW:1000.000kHz VBW:3000.000kHz SWT:Auto Freq Level Limit Line Margin Read Level Ant Factor Cable Loss Preamp Factor Aux Factor APos TPos Remark MHz dBuV/m dBuV/m dB dBuV dB/m dB dB dB cm deg 1 2485.48 64.09 74.00 -9.91 56.56 27.80 6.87 37.07 9.93 100 284 PEAK	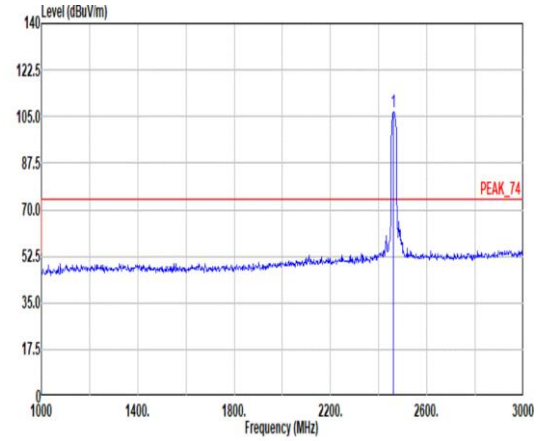 Site : 03CH13-HY Condition: PEAK_74 3m HORN_9120D_1326 VERTICAL : RBW:1000.000kHz VBW:3000.000kHz SWT:Auto Freq Level Limit Line Margin Read Level Ant Factor Cable Loss Preamp Factor Aux Factor APos TPos Remark MHz dBuV/m dBuV/m dB dBuV dB/m dB dB dB cm deg 1 2462.00 106.71 ------ ------ 99.32 27.70 6.83 37.07 9.93 100 284 PEAK
Avg	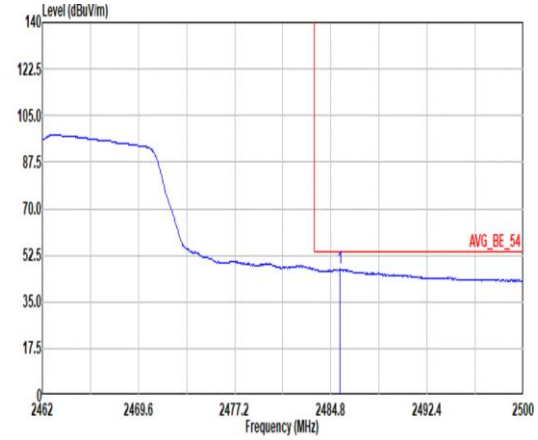 Site : 03CH13-HY Condition: AVG_BE_54 3m HORN_9120D_1326 VERTICAL : RBW:1000.000kHz VBW:1.000kHz SWT:Auto Freq Level Limit Line Margin Read Level Ant Factor Cable Loss Preamp Factor Aux Factor APos TPos Remark MHz dBuV/m dBuV/m dB dBuV dB/m dB dB dB cm deg 1 2485.52 47.51 54.00 -6.49 39.98 27.80 6.87 37.07 9.93 100 284 AVERAGE	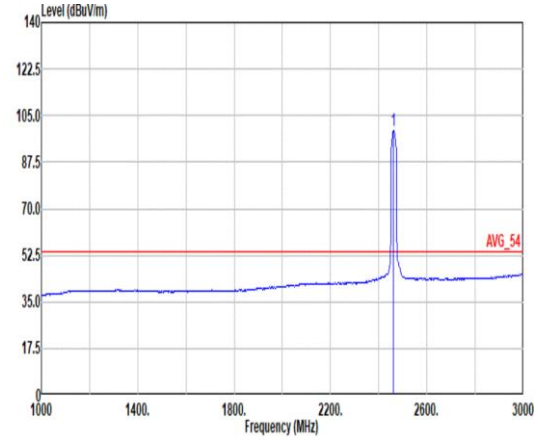 Site : 03CH13-HY Condition: AVG_54 3m HORN_9120D_1326 VERTICAL : RBW:1000.000kHz VBW:1.000kHz SWT:Auto Freq Level Limit Line Margin Read Level Ant Factor Cable Loss Preamp Factor Aux Factor APos TPos Remark MHz dBuV/m dBuV/m dB dBuV dB/m dB dB dB cm deg 1 2462.00 99.25 ------ ------ 91.86 27.70 6.83 37.07 9.93 100 284 AVERAGE

Mode	20	
	Harmonic	
	2400-2483.5_802.11ac VHT20_CH11_2462MHz	
ANT	1	
Pol.	Horizontal	Vertical
Peak Avg	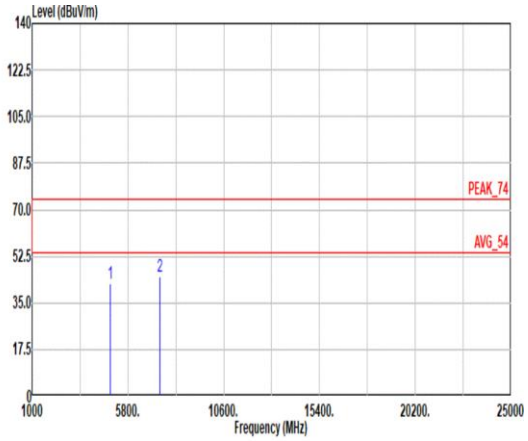 Site : 03CH13-HY Condition: PEAK_74 3m HORN_9120D_1326 HORIZONTAL Freq Level Limit Line Margin Read Level Ant Factor Cable Loss Preamp Factor Aux Factor APos TPos Remark MHz dBuV/m dBuV/m dB dBuV dB/m dB dB dB cm deg 1 4924.00 42.32 74.00 -31.68 55.76 32.94 10.08 57.17 0.71 -- -- PEAK 2 7386.00 45.14 74.00 -28.86 52.51 36.68 12.80 57.52 0.67 -- -- PEAK	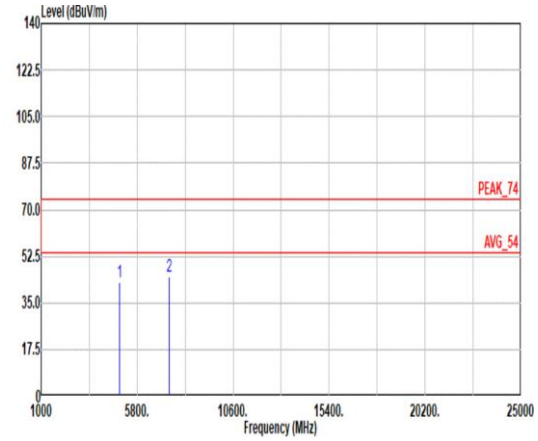 Site : 03CH13-HY Condition: PEAK_74 3m HORN_9120D_1326 VERTICAL Freq Level Limit Line Margin Read Level Ant Factor Cable Loss Preamp Factor Aux Factor APos TPos Remark MHz dBuV/m dBuV/m dB dBuV dB/m dB dB dB cm deg 1 4924.00 42.70 74.00 -31.30 56.14 32.94 10.08 57.17 0.71 -- -- PEAK 2 7386.00 45.09 74.00 -28.91 52.46 36.68 12.80 57.52 0.67 -- -- PEAK

Mode	21	
	Band Edge	
	2400-2483.5_802.11ax HE20_CH01_Full RU_2412MHz	
ANT	1	
Pol.	Horizontal	Fundamental
Peak	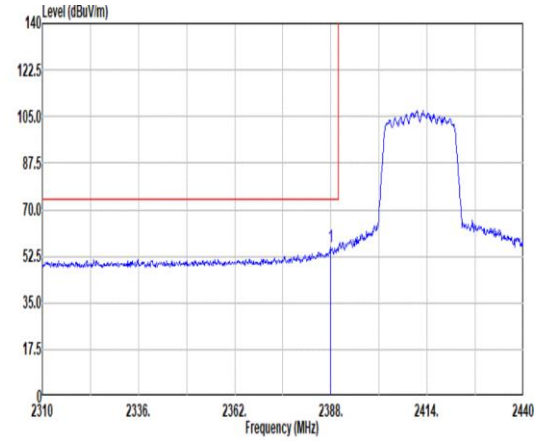 Site : 03CH13-HY Condition: PEAK_BE_74 3m HORN_9120D_1326 HORIZONTAL : RBW:1000.000kHz VBW:3000.000kHz SWT:Auto Freq Level Limit Line Margin Read Level Ant Factor Cable Loss Preamp Factor Aux Factor APos TPos Remark MHz dBuV/m dBuV/m dB dBuV dB/m dB dB dB cm deg 1 2388.00 55.95 74.00 -18.05 48.89 27.48 6.73 37.08 9.93 100 27 PEAK	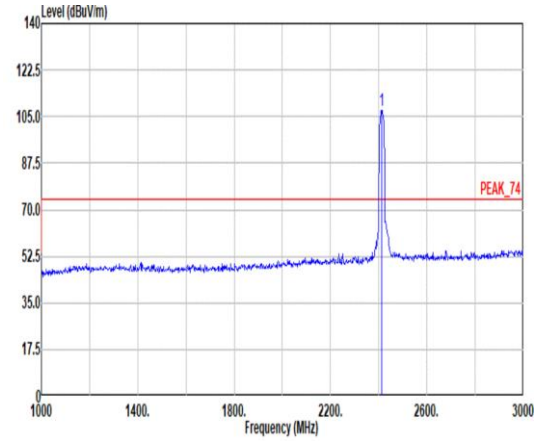 Site : 03CH13-HY Condition: PEAK_74 3m HORN_9120D_1326 HORIZONTAL : RBW:1000.000kHz VBW:3000.000kHz SWT:Auto Freq Level Limit Line Margin Read Level Ant Factor Cable Loss Preamp Factor Aux Factor APos TPos Remark MHz dBuV/m dBuV/m dB dBuV dB/m dB dB dB cm deg 1 2412.00 107.43 ------ ------ 100.21 27.60 6.77 37.08 9.93 100 27 PEAK
Avg	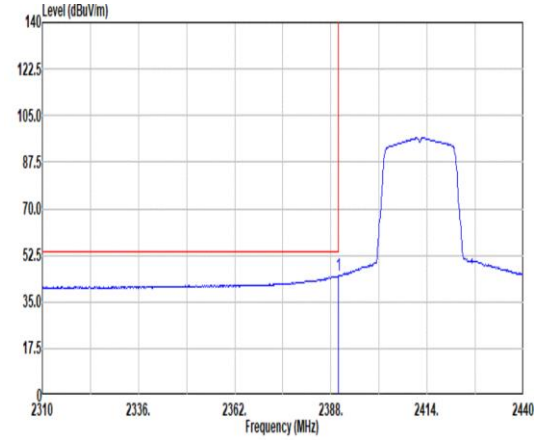 Site : 03CH13-HY Condition: AVG_BE_54 3m HORN_9120D_1326 HORIZONTAL : RBW:1000.000kHz VBW:1.000kHz SWT:Auto Freq Level Limit Line Margin Read Level Ant Factor Cable Loss Preamp Factor Aux Factor APos TPos Remark MHz dBuV/m dBuV/m dB dBuV dB/m dB dB dB cm deg 1 2389.95 44.90 54.00 -9.10 37.81 27.50 6.74 37.08 9.93 100 27 AVERAGE	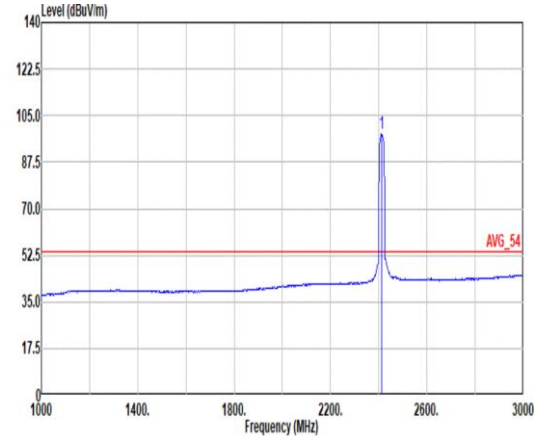 Site : 03CH13-HY Condition: AVG_54 3m HORN_9120D_1326 HORIZONTAL : RBW:1000.000kHz VBW:1.000kHz SWT:Auto Freq Level Limit Line Margin Read Level Ant Factor Cable Loss Preamp Factor Aux Factor APos TPos Remark MHz dBuV/m dBuV/m dB dBuV dB/m dB dB dB cm deg 1 2412.00 98.03 ------ ------ 90.82 27.60 6.76 37.08 9.93 100 27 AVERAGE

Mode	21	
	Band Edge	
	2400-2483.5_802.11ax HE20_CH01_Full RU_2412MHz	
ANT	1	
Pol.	Vertical	Fundamental
Peak	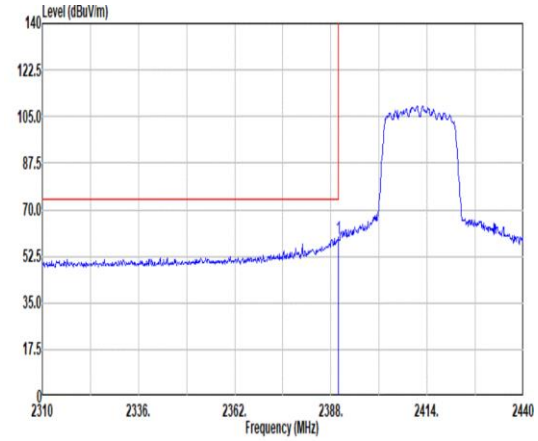 Site : 03CH13-HY Condition: PEAK_BE_74 3m HORN_9120D_1326 VERTICAL : RBW:1000.000kHz VBW:3000.000kHz SWT:Auto Freq Level Limit Line Margin Read Level Ant Factor Cable Loss Preamp Factor Aux Factor APos TPos Remark MHz dBuV/m dBuV/m dB dBuV dB/m dB dB dB cm deg 1 2389.95 58.96 74.00 -15.04 51.87 27.50 6.74 37.08 9.93 165 305 PEAK	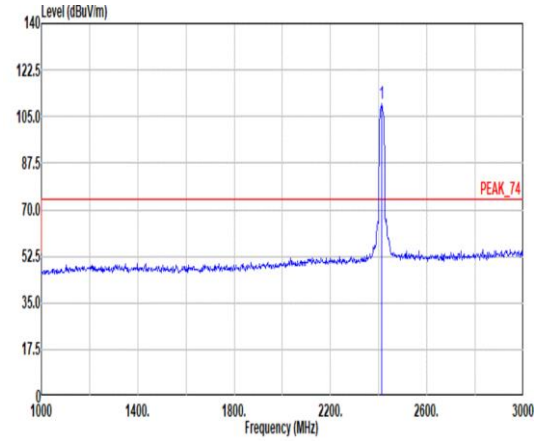 Site : 03CH13-HY Condition: PEAK_74 3m HORN_9120D_1326 VERTICAL : RBW:1000.000kHz VBW:3000.000kHz SWT:Auto Freq Level Limit Line Margin Read Level Ant Factor Cable Loss Preamp Factor Aux Factor APos TPos Remark MHz dBuV/m dBuV/m dB dBuV dB/m dB dB dB cm deg 1 2412.00 110.03 ------ ------ 102.81 27.60 6.77 37.08 9.93 165 305 PEAK
Avg	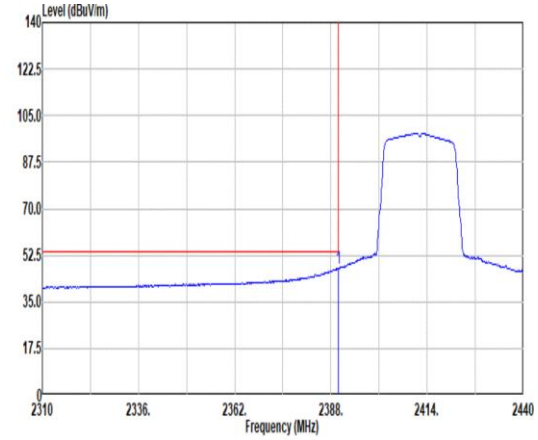 Site : 03CH13-HY Condition: AVG_BE_54 3m HORN_9120D_1326 VERTICAL : RBW:1000.000kHz VBW:1.000kHz SWT:Auto Freq Level Limit Line Margin Read Level Ant Factor Cable Loss Preamp Factor Aux Factor APos TPos Remark MHz dBuV/m dBuV/m dB dBuV dB/m dB dB dB cm deg 1 2389.95 47.42 54.00 -6.58 40.33 27.50 6.74 37.08 9.93 165 305 AVERAGE	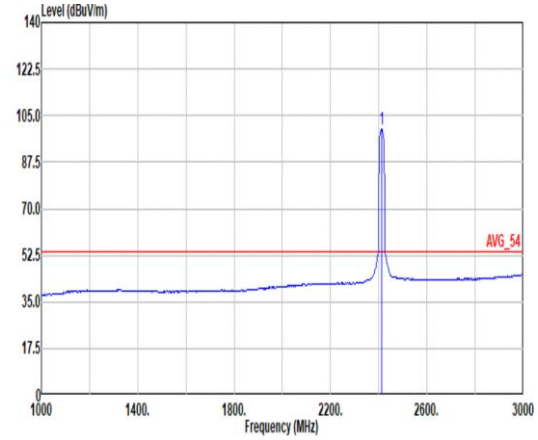 Site : 03CH13-HY Condition: AVG_54 3m HORN_9120D_1326 VERTICAL : RBW:1000.000kHz VBW:1.000kHz SWT:Auto Freq Level Limit Line Margin Read Level Ant Factor Cable Loss Preamp Factor Aux Factor APos TPos Remark MHz dBuV/m dBuV/m dB dBuV dB/m dB dB dB cm deg 1 2412.00 99.92 ------ ------ 92.70 27.60 6.77 37.08 9.93 165 305 AVERAGE

Mode	21	
	Harmonic	
	2400-2483.5_802.11ax HE20_CH01_Full RU_2412MHz	
ANT	1	
Pol.	Horizontal	Vertical
Peak Avg	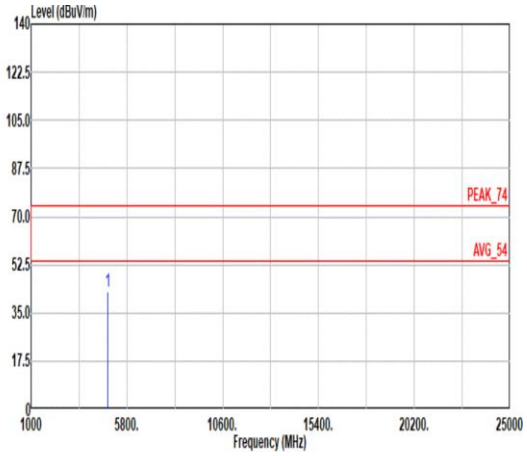 Site : 03CH13-HY Condition: PEAK_74 3m HORN_9120D_1326 HORIZONTAL Freq Level Limit Line Margin Read Level Ant Factor Cable Loss Preamp Factor Aux Factor APos TPos Remark MHz dBuV/m dBuV/m dB dBuV dB/m dB dB dB cm deg 1 4824.00 42.87 74.00 -31.13 57.59 32.50 9.47 57.39 0.70 -- -- PEAK	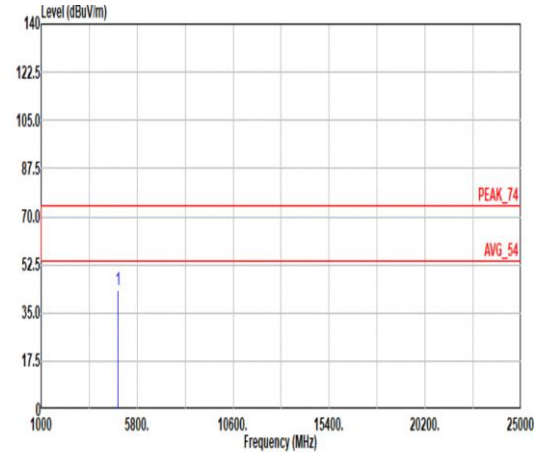 Site : 03CH13-HY Condition: PEAK_74 3m HORN_9120D_1326 VERTICAL Freq Level Limit Line Margin Read Level Ant Factor Cable Loss Preamp Factor Aux Factor APos TPos Remark MHz dBuV/m dBuV/m dB dBuV dB/m dB dB dB cm deg 1 4824.00 43.27 74.00 -30.73 57.99 32.50 9.47 57.39 0.70 -- -- PEAK

Mode	22	
	Band Edge	
	2400-2483.5_802.11ax HE20_CH01_Partial_106/53RU _2412MHz	
ANT	1	
Pol.	Horizontal	Fundamental
Peak	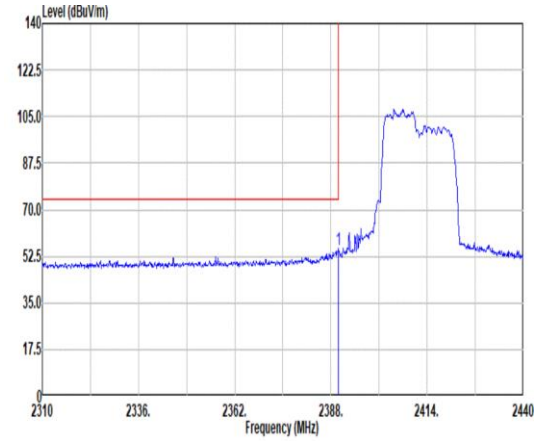 Site : 03CH13-HY Condition: PEAK_BE_74 3m HORN_9120D_1326 HORIZONTAL : RBW:1000.000kHz VBW:3000.000kHz SWT:Auto Freq Level Limit Line Margin Read Level Ant Factor Cable Loss Preamp Factor Aux Factor APos TPos Remark MHz dBuV/m dBuV/m dB dBuV dB/m dB dB dB cm deg 1 2389.95 55.18 74.00 -18.82 48.09 27.50 6.74 37.08 9.93 100 27 PEAK	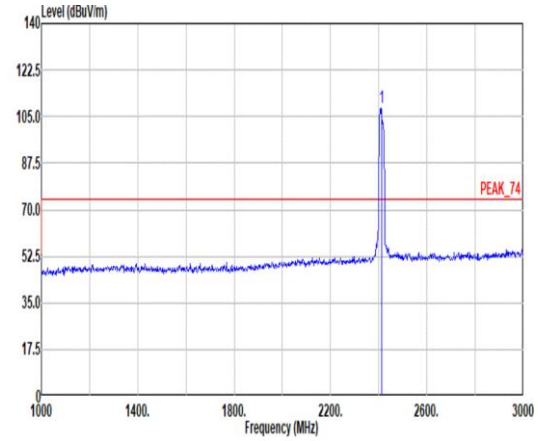 Site : 03CH13-HY Condition: PEAK_74 3m HORN_9120D_1326 HORIZONTAL : RBW:1000.000kHz VBW:3000.000kHz SWT:Auto Freq Level Limit Line Margin Read Level Ant Factor Cable Loss Preamp Factor Aux Factor APos TPos Remark MHz dBuV/m dBuV/m dB dBuV dB/m dB dB dB cm deg 1 2412.00 108.49 ------ ------ 101.28 27.60 6.76 37.08 9.93 100 27 PEAK
Avg	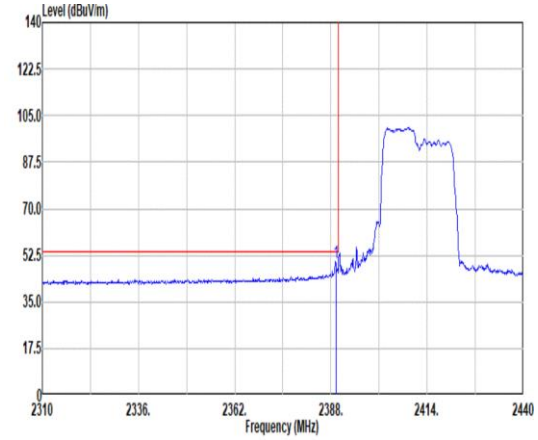 Site : 03CH13-HY Condition: AVG_BE_54 3m HORN_9120D_1326 HORIZONTAL : RBW:1000.000kHz VBW:10.000kHz SWT:Auto Freq Level Limit Line Margin Read Level Ant Factor Cable Loss Preamp Factor Aux Factor APos TPos Remark MHz dBuV/m dBuV/m dB dBuV dB/m dB dB dB cm deg 1 2389.30 49.76 54.00 -4.24 42.68 27.49 6.74 37.08 9.93 100 27 AVERAGE	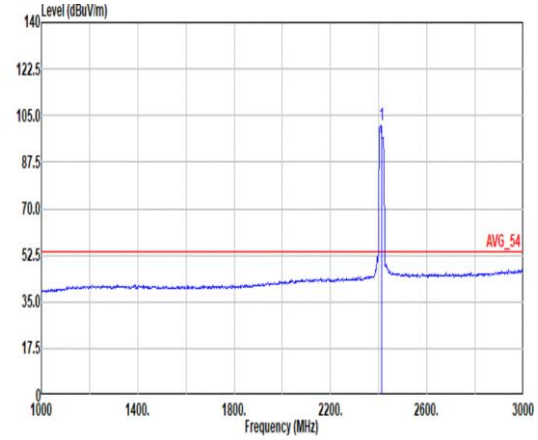 Site : 03CH13-HY Condition: AVG_54 3m HORN_9120D_1326 HORIZONTAL : RBW:1000.000kHz VBW:10.000kHz SWT:Auto Freq Level Limit Line Margin Read Level Ant Factor Cable Loss Preamp Factor Aux Factor APos TPos Remark MHz dBuV/m dBuV/m dB dBuV dB/m dB dB dB cm deg 1 2412.00 101.30 ------ ------ 94.09 27.60 6.76 37.08 9.93 100 27 AVERAGE

Mode	22	
	Band Edge	
	2400-2483.5_802.11ax HE20_CH01_Partial_106/53RU _2412MHz	
ANT	1	
Pol.	Vertical	Fundamental
Peak	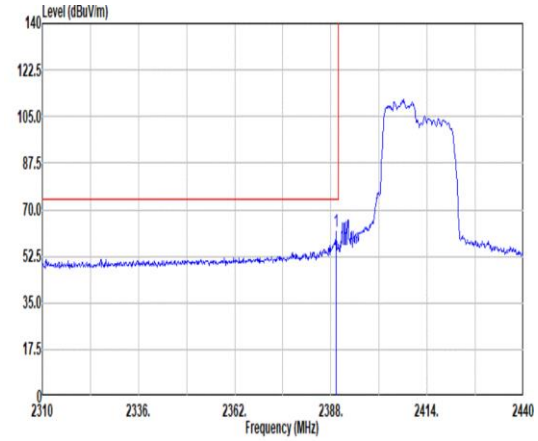 Site : 03CH13-HY Condition: PEAK_BE_74 3m HORN_9120D_1326 VERTICAL : RBW:1000.000kHz VBW:3000.000kHz SWT:Auto Freq Level Limit Line Margin Read Level Ant Factor Cable Loss Preamp Factor Aux Factor APos TPos Remark MHz dBuV/m dBuV/m dB dBuV dB/m dB dB dB cm deg 1 2389.43 62.04 74.00 -11.96 54.96 27.49 6.74 37.08 9.93 100 301 PEAK	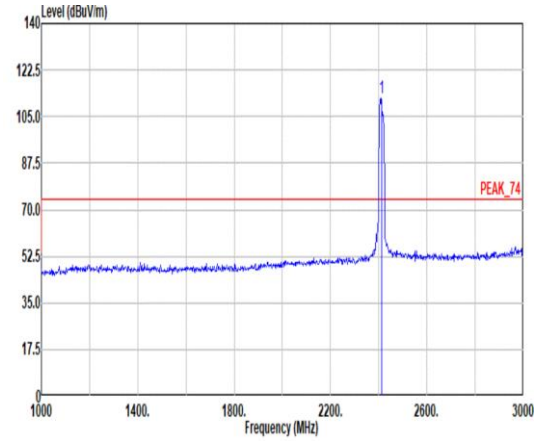 Site : 03CH13-HY Condition: PEAK_74 3m HORN_9120D_1326 VERTICAL : RBW:1000.000kHz VBW:3000.000kHz SWT:Auto Freq Level Limit Line Margin Read Level Ant Factor Cable Loss Preamp Factor Aux Factor APos TPos Remark MHz dBuV/m dBuV/m dB dBuV dB/m dB dB dB cm deg 1 2412.00 111.89 ------ ------ 104.68 27.60 6.76 37.08 9.93 100 301 PEAK
Avg	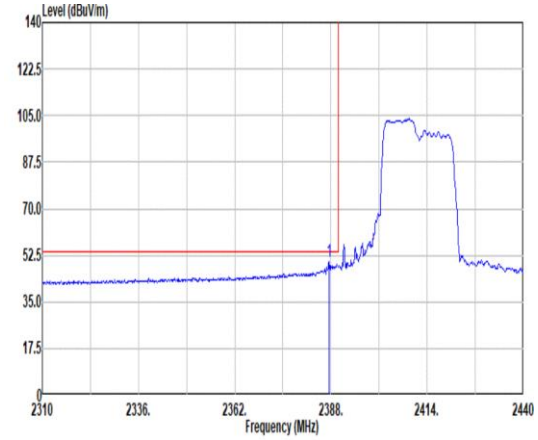 Site : 03CH13-HY Condition: AVG_BE_54 3m HORN_9120D_1326 VERTICAL : RBW:1000.000kHz VBW:10.000kHz SWT:Auto Freq Level Limit Line Margin Read Level Ant Factor Cable Loss Preamp Factor Aux Factor APos TPos Remark MHz dBuV/m dBuV/m dB dBuV dB/m dB dB dB cm deg 1 2387.48 50.22 54.00 -3.78 43.17 27.47 6.73 37.08 9.93 100 301 AVERAGE	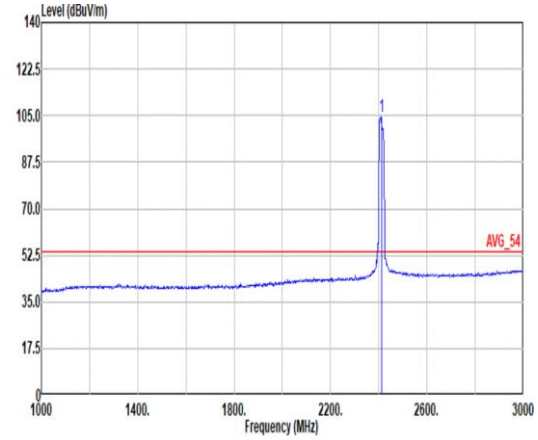 Site : 03CH13-HY Condition: AVG_54 3m HORN_9120D_1326 VERTICAL : RBW:1000.000kHz VBW:10.000kHz SWT:Auto Freq Level Limit Line Margin Read Level Ant Factor Cable Loss Preamp Factor Aux Factor APos TPos Remark MHz dBuV/m dBuV/m dB dBuV dB/m dB dB dB cm deg 1 2412.00 104.79 ------ ------ 97.58 27.60 6.76 37.08 9.93 100 301 AVERAGE

Mode	23	
	LF	
	2400-2483.5_802.11ac VHT20_CH01_2412MHz	
ANT	1	
Pol.	Horizontal	Vertical
QP/ Peak	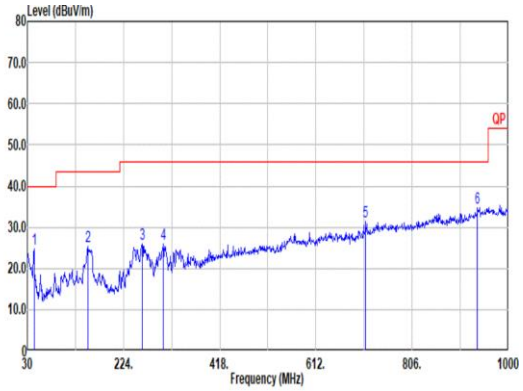 Site : 03CH13-HY Condition: QP 3m BILOG_40103 HORIZONTAL Freq Level Limit Line Margin Read Level Ant Factor Cable Loss Preamp Factor Aux Factor APos TPos Remark MHz dBuV/m dBuV/m dB dBuV dB/m dB dB dB cm deg 1 43.58 24.63 40.00 -15.37 38.15 17.58 1.07 32.29 0.12 -- -- Peak 2 152.22 25.30 43.50 -18.20 38.58 16.98 1.86 32.21 0.09 -- -- Peak 3 261.83 25.83 46.00 -20.17 35.47 20.00 2.37 32.13 0.12 -- -- Peak 4 304.51 26.06 46.00 -19.94 36.17 19.30 2.54 32.08 0.13 -- -- Peak 5 711.91 31.37 46.00 -14.63 32.67 26.88 3.80 32.12 0.14 -- -- Peak 6 937.92 34.79 46.00 -11.21 30.96 30.48 4.25 31.10 0.20 -- -- Peak	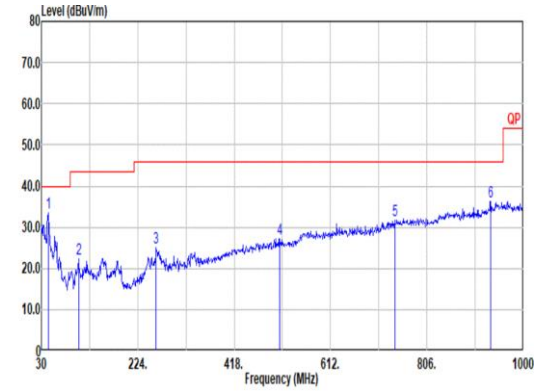 Site : 03CH13-HY Condition: QP 3m BILOG_40103 VERTICAL Freq Level Limit Line Margin Read Level Ant Factor Cable Loss Preamp Factor Aux Factor APos TPos Remark MHz dBuV/m dBuV/m dB dBuV dB/m dB dB dB cm deg 1 43.58 33.52 40.00 -6.48 47.04 17.58 1.07 32.29 0.12 -- -- Peak 2 104.69 22.29 43.50 -21.21 36.33 16.57 1.59 32.28 0.08 -- -- Peak 3 260.86 24.95 46.00 -21.05 34.59 20.00 2.37 32.13 0.12 -- -- Peak 4 509.18 27.30 46.00 -18.70 32.03 24.10 3.25 32.19 0.11 -- -- Peak 5 741.01 31.79 46.00 -14.21 31.82 28.06 3.84 32.07 0.14 -- -- Peak 6 934.04 36.24 46.00 -9.76 32.69 30.24 4.24 31.13 0.20 -- -- Peak

Appendix D. Duty Cycle Plots

Band	Duty Cycle(%)	T(us)	1/T(kHz)	VBW Setting
802.11b	99.64	-	-	10Hz
802.11g	97.20	1390	0.72	1kHz
2.4GHz 802.11ac VHT20	97.40	1310	0.76	1kHz
2.4GHz 802.11ax HE20 Full RU	97.14	1020	0.98	1kHz
2.4GHz 802.11ax HE20 106 RU	82.61	190	5.26	10kHz

802.11b

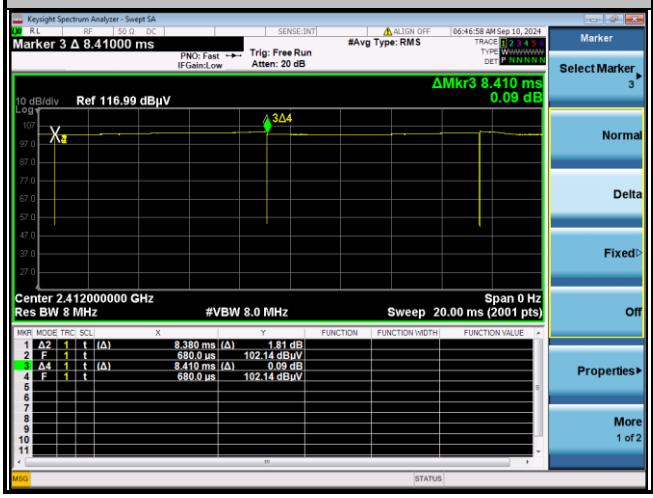

802.11g

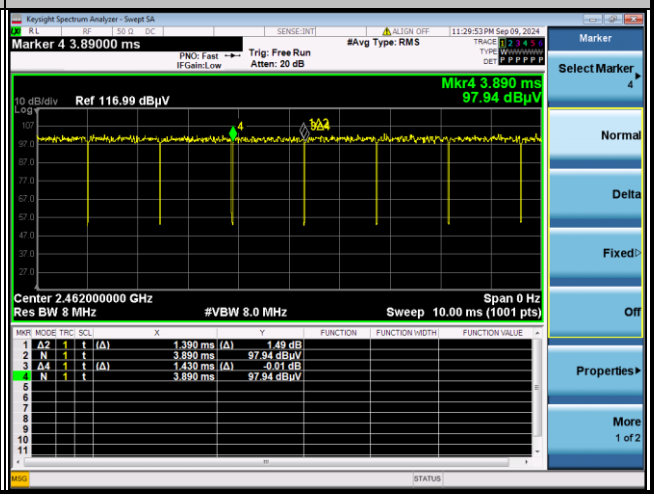

2.4GHz 802.11ac VHT20

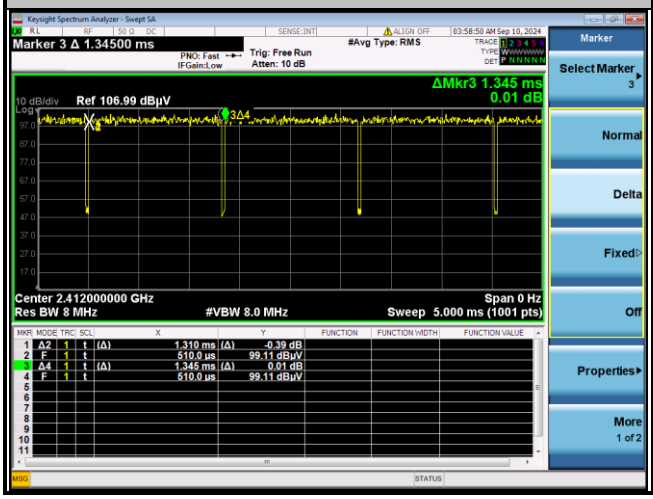

2.4GHz 802.11ax HE20 Full RU

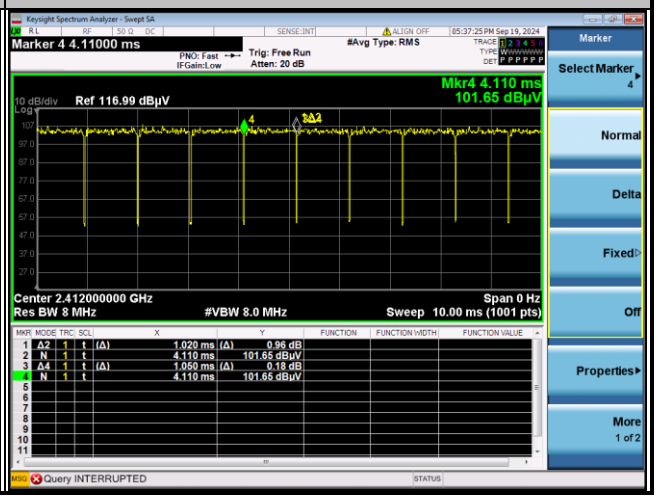
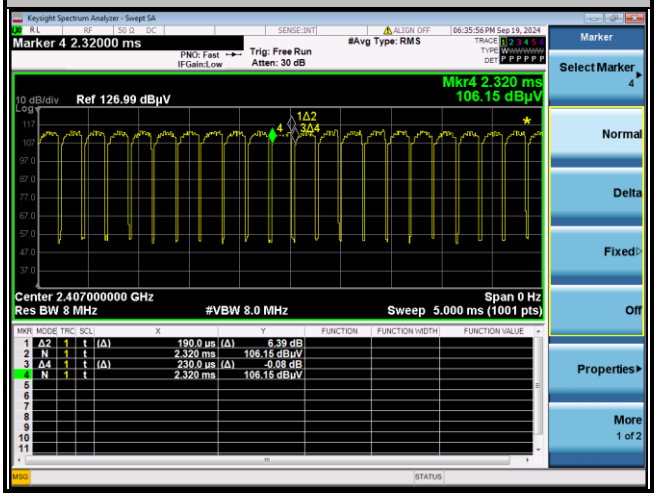
2.4GHz 802.11ax HE20 106 RU