

TEST REPORT

Application No.: SZCR2407002816HS
Applicant: Arovast Corporation
Address of Applicant: 1775 FLIGHT WAY, SUITE 150 TUSTIN, CA 92782, USA
Manufacturer: Arovast Corporation
Address of Manufacturer: 1775 FLIGHT WAY, SUITE 150 TUSTIN, CA 92782, USA
Factory: Shenzhen Naeol Electronic Manufacturing Co., Ltd.
Address of Factory: B9&12 Building Bao'e Industrial Area E'gongling Community Pinghu Street Longgang District Shenzhen China

Equipment Under Test (EUT):

EUT Name: Levoit Sprout Evaporative Humidifier
Model No.: LEH-B381S-WNA
Trade Mark: Levoit
FCC ID: 2ARBY-B381S
Standard(s) : 47 CFR Part 15, Subpart C 15.247
Date of Receipt: 2024-07-17
Date of Test: 2024-07-24 to 2024-08-04
Date of Issue: 2024-08-12

Test Result:	Pass*
---------------------	--------------

* In the configuration tested, the EUT complied with the standards specified above.

Keny Xu

Keny Xu
EMC Laboratory Manager



SGS-CSTC Standards Technical Services Co., Ltd.
Shenzhen Branch EMC Laboratory

Unless otherwise agreed in writing, this document is issued by the Company subject to its General Conditions of Service printed overleaf, available on request or accessible at <https://www.sgs.com/en/Terms-and-Conditions>. Attention is drawn to the limitation of liability, indemnification and jurisdiction issues defined therein. Any holder of this document is advised that information contained hereon reflects the Company's findings at the time of its intervention only and within the limits of Client's instructions, if any. The Company's sole responsibility is to its Client and this document does not exonerate parties to a transaction from exercising all their rights and obligations under the transaction documents. This document cannot be reproduced except in full, without prior written approval of the Company. Any unauthorized alteration, forgery or falsification of the content or appearance of this document is unlawful and offenders may be prosecuted to the fullest extent of the law. Unless otherwise stated the results shown in this test report refer only to the sample(s) tested and such sample(s) are retained for 30 days only.

Attention: To check the authenticity of testing /inspection report & certificate, please contact us at telephone: (86-755) 8307 1443, or email: CN.Doccheck@sgs.com

No.1 Workshop, M-10, Middle Section, Science & Technology Park, Nanshan District, Shenzhen, Guangdong, China 518057 t (86-755) 26012053 f (86-755) 26710594 www.ssgroup.com.cn
 中国·广东·深圳市南山区科技园中区M-10栋1号厂房 邮编: 518057 t (86-755) 26012053 f (86-755) 26710594 sgs.china@sgs.com

SGS-CSTC Standards Technical Services Co., Ltd. Shenzhen Branch

SZEMC-TRF-01 Rev. A/1

Report No.: SZCR240700281603

Page: 2 of 138

Revision Record				
Version	Chapter	Date	Modifier	Remark
01		2024-08-12		Original

Authorized for issue by:				
		Vincent Chen		
		Vincent Chen/Project Engineer		
		Eric Fu		
		Eric Fu/Reviewer		



Unless otherwise agreed in writing, this document is issued by the Company subject to its General Conditions of Service printed overleaf, available on request or accessible at <https://www.sgs.com/en/Terms-and-Conditions>. Attention is drawn to the limitation of liability, indemnification and jurisdiction issues defined therein. Any holder of this document is advised that information contained hereon reflects the Company's findings at the time of its intervention only and within the limits of Client's instructions, if any. The Company's sole responsibility is to its Client and this document does not exonerate parties to a transaction from exercising all their rights and obligations under the transaction documents. This document cannot be reproduced except in full, without prior written approval of the Company. Any unauthorized alteration, forgery or falsification of the content or appearance of this document is unlawful and offenders may be prosecuted to the fullest extent of the law. Unless otherwise stated the results shown in this test report refer only to the sample(s) tested and such sample(s) are retained for 30 days only.

Attention: To check the authenticity of testing /inspection report & certificate, please contact us at telephone: (86-755) 8307 1443, or email: CN.Doccheck@sgs.com

SGS-CSTC Standards Technical Services Co., Ltd.
Shenzhen Branch Testing & Calibration Laboratory

No.1 Workshop, M-10, Middle Section, Science & Technology Park, Nanshan District, Shenzhen, Guangdong, China 518057 t (86-755) 26012053 f (86-755) 26710594 www.sgs.com.cn
中国·广东·深圳市南山区科技园中区M-10栋1号厂房 邮编: 518057 t (86-755) 26012053 f (86-755) 26710594 sgs.china@sgs.com

2 Test Summary

Radio Spectrum Technical Requirement				
Item	Standard	Method	Requirement	Result
Antenna Requirement	47 CFR Part 15, Subpart C 15.247	N/A	47 CFR Part 15, Subpart C 15.203 & 15.247(b)(4)	Pass

Radio Spectrum Matter Part				
Item	Standard	Method	Requirement	Result
Conducted Emissions at AC Power Line (150kHz-30MHz)	47 CFR Part 15, Subpart C 15.247	ANSI C63.10 (2013) Section 6.2	47 CFR Part 15, Subpart C 15.207	Pass
Radiated Emissions which fall in the restricted bands		ANSI C63.10 (2013) Section 6.10.5	47 CFR Part 15, Subpart C 15.205 & 15.209	Pass
Radiated Spurious Emissions Below 1GHz		ANSI C63.10 (2013) Section 6.4,6.5	47 CFR Part 15, Subpart C 15.205 & 15.209	Pass
Radiated Spurious Emissions Above 1GHz		ANSI C63.10 (2013) Section 6.6	47 CFR Part 15, Subpart C 15.205 & 15.209	Pass
Conducted Peak Output Power		ANSI C63.10 (2013) Section 11.9.2	47 CFR Part 15, Subpart C 15.247(b)(3)	Pass
Minimum 6dB Bandwidth		ANSI C63.10 (2013) Section 11.8.1	47 CFR Part 15, Subpart C 15.247a(2)	Pass
Power Spectrum Density		ANSI C63.10 (2013) Section 11.10.2	47 CFR Part 15, Subpart C 15.247(e)	Pass
Conducted Band Edges Measurement		ANSI C63.10 (2013) Section 11.13.3.2	47 CFR Part 15, Subpart C 15.247(d)	Pass
Conducted Spurious Emissions		ANSI C63.10 (2013) Section 11.11	47 CFR Part 15, Subpart C 15.247(d)	Pass



3 Contents

	Page
1 Cover Page	1
2 Test Summary	3
3 Contents	4
4 General Information	6
4.1 Details of E.U.T.	6
4.2 Description of Support Units	6
4.3 Measurement Uncertainty	7
4.4 Test Location	8
4.5 Test Facility	8
4.6 Deviation from Standards	8
4.7 Abnormalities from Standard Conditions	8
5 Equipment List	9
6 Radio Spectrum Technical Requirement	11
6.1 Antenna Requirement	11
6.1.1 Test Requirement:	11
6.1.2 Conclusion	11
7 Radio Spectrum Matter Test Results	12
7.1 Conducted Emissions at AC Power Line (150kHz-30MHz)	12
7.1.1 E.U.T. Operation	12
7.1.2 Test Mode Description	12
7.1.3 Test Setup Diagram	13
7.1.4 Measurement Procedure and Data	13
7.2 Radiated Emissions which fall in the restricted bands	18
7.2.1 E.U.T. Operation	18
7.2.2 Test Mode Description	18
7.2.3 Test Setup Diagram	19
7.2.4 Measurement Procedure and Data	19
7.3 Radiated Spurious Emissions Below 1GHz	52
7.3.1 E.U.T. Operation	52
7.3.2 Test Mode Description	52
7.3.3 Test Setup Diagram	53
7.3.4 Measurement Procedure and Data	53
7.4 Radiated Spurious Emissions Above 1GHz	58
7.4.1 E.U.T. Operation	58
7.4.2 Test Mode Description	58
7.4.3 Test Setup Diagram	58
7.4.4 Measurement Procedure and Data	59
7.5 Conducted Peak Output Power	84
7.5.1 E.U.T. Operation	84



SGS-CSTC Standards Technical Services Co., Ltd. Shenzhen Branch

SZEMC-TRF-01 Rev. A/1

Report No.: SZCR240700281603

Page: 5 of 138

7.5.2	Test Mode Description	84
7.5.3	Test Setup Diagram	85
7.5.4	Measurement Procedure and Data.....	85
7.6	Minimum 6dB Bandwidth	86
7.6.1	E.U.T. Operation	86
7.6.2	Test Mode Description	86
7.6.3	Test Setup Diagram	86
7.6.4	Measurement Procedure and Data.....	86
7.7	Power Spectrum Density	87
7.7.1	E.U.T. Operation	87
7.7.2	Test Mode Description	87
7.7.3	Test Setup Diagram	87
7.7.4	Measurement Procedure and Data.....	87
7.8	Conducted Band Edges Measurement	88
7.8.1	E.U.T. Operation	88
7.8.2	Test Mode Description	88
7.8.3	Test Setup Diagram	89
7.8.4	Measurement Procedure and Data.....	89
7.9	Conducted Spurious Emissions	90
7.9.1	E.U.T. Operation	90
7.9.2	Test Mode Description	90
7.9.3	Test Setup Diagram	91
7.9.4	Measurement Procedure and Data.....	91
8	Test Setup Photo	92
9	EUT Constructional Details (EUT Photos)	92
10	Appendix.....	93



SGS-CSTC Standards Technical Services Co., Ltd.
Shenzhen Branch Inspection & Testing Services Laboratory

Unless otherwise agreed in writing, this document is issued by the Company subject to its General Conditions of Service printed overleaf, available on request or accessible at <https://www.sgs.com/en/Terms-and-Conditions>. Attention is drawn to the limitation of liability, indemnification and jurisdiction issues defined therein. Any holder of this document is advised that information contained hereon reflects the Company's findings at the time of its intervention only and within the limits of Client's instructions, if any. The Company's sole responsibility is to its Client and this document does not exonerate parties to a transaction from exercising all their rights and obligations under the transaction documents. This document cannot be reproduced except in full, without prior written approval of the Company. Any unauthorized alteration, forgery or falsification of the content or appearance of this document is unlawful and offenders may be prosecuted to the fullest extent of the law. Unless otherwise stated the results shown in this test report refer only to the sample(s) tested and such sample(s) are retained for 30 days only.

Attention: To check the authenticity of testing /inspection report & certificate, please contact us at telephone: (86-755) 8307 1443, or email: CN.Doccheck@sgs.com

No.1 Workshop, M-10, Middle Section, Science & Technology Park, Nanshan District, Shenzhen, Guangdong, China 518057 t (86-755) 26012053 f (86-755) 26710594 www.sgs.com.cn
中国·广东·深圳市南山区科技园中区M-10栋1号厂房 邮编: 518057 t (86-755) 26012053 f (86-755) 26710594 sgs.china@sgs.com

4 General Information

4.1 Details of E.U.T.

Power supply:	Powered by switching adapter Adapter 1 Model: GQ36-240150-AU Input: AC 100-240V, 50/60Hz, 1.0A Max Output: DC 24.0V, 1.5A Adapter 2 Model: ZD036B240150US Input: AC 100-240V, 50/60Hz, 1.0A Max Output: DC 24.0V, 1500mA
Cable(s):	DC cable adapter 185cm unshielded
Cable Loss (for RF conducted test):	0.5dB
Operation Frequency:	802.11b/g/n(HT20): 2412MHz to 2462MHz;802.11n(HT40): 2422MHz to 2452MHz
Modulation Type:	802.11b: DSSS (CCK, DQPSK, DBPSK);802.11g/n: OFDM (64QAM, 16QAM, QPSK, BPSK)
Number of Channels:	802.11b/g/n(HT20):11;802.11n(HT40):7
Channel Spacing:	5MHz
Antenna Type:	PCB Antenna
Antenna Gain:	0.24dBi

Remark 1: The information in this section is provided by the applicant or manufacturer, SGS is not liable to the accuracy, suitability, reliability or/and integrity of the information.

Remark 2: This device is shipped with two adapters, and the adapter 1 and adapter 2 were performed the Conducted Emissions at AC Power Line (150kHz-30MHz) and Radiated Emissions below 1GHz test for discrepancy.

4.2 Description of Support Units

Description	Manufacturer	Model No.	Serial No.
--	--	--	--

The EUT has been tested as an independent unit.



4.3 Measurement Uncertainty

Test Item	Measurement Uncertainty
Conducted Emissions at AC Power Line (150kHz-30MHz)	$\pm 3.1\text{dB}$
Radiated Emissions which fall in the restricted bands	$\pm 6.0\text{dB}$ (Below 1GHz); $\pm 4.6\text{dB}$ (Above 1GHz)
Radiated Spurious Emissions Below 1GHz	$\pm 6.0\text{dB}$ for 3m; $\pm 5.0\text{dB}$ for 10m
Radiated Spurious Emissions Above 1GHz	$\pm 4.6\text{dB}$ (1-18GHz); $\pm 4.8\text{dB}$ (18-40GHz)
Conducted Peak Output Power	$\pm 0.75\text{dB}$
Minimum 6dB Bandwidth	$\pm 3\%$
Power Spectrum Density	$\pm 2.84\text{dB}$
Conducted Band Edges Measurement	$\pm 0.75\text{dB}$
Conducted Spurious Emissions	$\pm 0.75\text{dB}$

Remark:

The U_{lab} (lab Uncertainty) is less than $U_{\text{CISPR/ETSI}}$ (CISPR/ETSI Uncertainty), so the test results

- compliance is deemed to occur if no measured disturbance level exceeds the disturbance limit;
- non-compliance is deemed to occur if any measured disturbance level exceeds the disturbance limit.



SGS-CSTC Standards Technical Services Co., Ltd. Shenzhen Branch

SZEMC-TRF-01 Rev. A/1

Report No.: SZCR240700281603

Page: 8 of 138

4.4 Test Location

All tests were performed at:

SGS-CSTC Standards Technical Services Co., Ltd., Shenzhen Branch

No. 1 Workshop, M-10, Middle Section, Science & Technology Park, Nanshan District, Shenzhen, Guangdong, China. 518057.

Tel: +86 755 2601 2053 Fax: +86 755 2671 0594

No tests were sub-contracted.

4.5 Test Facility

The test facility is recognized, certified, or accredited by the following organizations:

• A2LA (Certificate No. 3816.01)

SGS-CSTC Standards Technical Services Co., Ltd., Shenzhen EMC Laboratory is accredited by the American Association for Laboratory Accreditation(A2LA). Certificate No. 3816.01.

• VCCI (Member No. 1937)

The 3m Fully-anechoic chamber for above 1GHz, 10m Semi-anechoic chamber for below 1GHz, Shielded Room for Mains Port Conducted Interference Measurement and Telecommunication Port Conducted Interference Measurement of SGS-CSTC Standards Technical Services Co., Ltd. Shenzhen EMC laboratory have been registered in accordance with the Regulations for Voluntary Control Measures with Registration No.: G-20026, R-14188, C-12383 and T-11153 respectively.

• FCC –Designation Number: CN1336

SGS-CSTC Standards Technical Services Co., Ltd., Shenzhen EMC Laboratory has been recognized as an accredited testing laboratory.

Designation Number: CN1336. Test Firm Registration Number: 787754.

• Innovation, Science and Economic Development Canada

SGS-CSTC Standards Technical Services Co., Ltd., Shenzhen EMC Laboratory has been recognized by ISED as an accredited testing laboratory.

CAB identifier: CN0006.

IC#: 4620C.

4.6 Deviation from Standards

None

4.7 Abnormalities from Standard Conditions

None



SGS-CSTC Standards Technical Services Co., Ltd.
Shenzhen Branch EMC Laboratory

Unless otherwise agreed in writing, this document is issued by the Company subject to its General Conditions of Service printed overleaf, available on request or accessible at <https://www.sgs.com/en/Terms-and-Conditions>. Attention is drawn to the limitation of liability, indemnification and jurisdiction issues defined therein. Any holder of this document is advised that information contained hereon reflects the Company's findings at the time of its intervention only and within the limits of Client's instructions, if any. The Company's sole responsibility is to its Client and this document does not exonerate parties to a transaction from exercising all their rights and obligations under the transaction documents. This document cannot be reproduced except in full, without prior written approval of the Company. Any unauthorized alteration, forgery or falsification of the content or appearance of this document is unlawful and offenders may be prosecuted to the fullest extent of the law. Unless otherwise stated the results shown in this test report refer only to the sample(s) tested and such sample(s) are retained for 30 days only.

Attention: To check the authenticity of testing /inspection report & certificate, please contact us at telephone: (86-755) 8307 1443,

or email: CN.Doccheck@sgs.com

No.1 Workshop, M-10, Middle Section, Science & Technology Park, Nanshan District, Shenzhen, Guangdong, China 518057 t (86-755) 26012053 f (86-755) 26710594 www.ssgroup.com.cn
中国·广东·深圳市南山区科技园中区M-10栋1号厂房 邮编: 518057 t (86-755) 26012053 f (86-755) 26710594 sgs.china@sgs.com

5 Equipment List

Conducted Emissions at Mains Power Port (150kHz-30MHz)					
Equipment	Manufacturer	Model No.	Inventory No.	Cal Date	Cal Due Date
Shielding Room	ZhongYu Electron	GB-88	SEM001-06	2022-05-14	2025-05-13
EMI Test Receiver	Rohde&Schwarz	ESCI	SEM004-02	2024-03-14	2025-03-13
Measurement Software	AUDIX	e3 V8.2014-6-27a	N/A	N/A	N/A
Coaxial Cable	SGS	N/A	SEM024-01	2024-07-06	2025-07-05
LISN	Rohde&Schwarz	ENV216	SEM007-01	2023-09-19	2024-09-18
LISN	ETS-LINDGREN	3816/2	SEM007-02	2024-03-14	2025-03-13

Radiated Emissions which fall in the restricted bands					
Equipment	Manufacturer	Model No.	Inventory No.	Cal Date	Cal Due Date
3m Fully-Anechoic Chamber	AUDIX	N/A	SEM001-02	2024-05-11	2027-05-10
Signal Analyzer	Rohde & Schwarz	FSV40	SEM008-04	2024-03-15	2025-03-14
Horn Antenna	Rohde&Schwarz	HF907	SEM003-07	2023-07-23	2025-07-22
Microwave system amplifier	Agilent	83017A	SEM005-25	2023-09-19	2024-09-18
Measurement Software	AUDIX	e3 V8.2014-6-27	N/A	N/A	N/A
Coaxial Cable	SGS	N/A	SEM026-01	2024-07-06	2025-07-05
Broad-Band Horn Antenna	Schwarzbeck	BBHA 9170	SEM003-15	2022-08-10	2024-08-09
Pre-Amplifier	Compliance Directions Systems Inc.	PAP-2640-50	SEM005-08	2024-03-15	2025-03-14

Radiated Spurious Emissions Below 1GHz					
Equipment	Manufacturer	Model No.	Inventory No.	Cal Date	Cal Due Date
Loop Antenna	ETS-Lindgren	6502	SEM003-08	2023-11-20	2025-11-19
3m Semi-Anechoic Chamber	ETS-LINDGREN	N/A	SEM001-01	2023-06-19	2026-06-18
MXE EMI Receiver	Agilent Technologies	N9038A	SEM004-15	2023-10-19	2024-10-18
BiConiLog Antenna	ETS-LINDGREN	3142C	SEM003-01	2023-09-16	2025-09-15
Pre-Amplifier	Agilent Technologies	8447D	SEM005-01	2024-03-14	2025-03-13
Measurement Software	AUDIX	e3 V8.2014-6-27	N/A	N/A	N/A
Coaxial Cable	SGS	N/A	SEM025-01	2024-07-06	2025-07-05



Unless otherwise agreed in writing, this document is issued by the Company subject to its General Conditions of Service printed overleaf, available on request or accessible at <https://www.sgs.com/en/Terms-and-Conditions>. Attention is drawn to the limitation of liability, indemnification and jurisdiction issues defined therein. Any holder of this document is advised that information contained hereon reflects the Company's findings at the time of its intervention only and within the limits of Client's instructions, if any. The Company's sole responsibility is to its Client and this document does not exonerate parties to a transaction from exercising all their rights and obligations under the transaction documents. This document cannot be reproduced except in full, without prior written approval of the Company. Any unauthorized alteration, forgery or falsification of the content or appearance of this document is unlawful and offenders may be prosecuted to the fullest extent of the law. Unless otherwise stated the results shown in this test report refer only to the sample(s) tested and such sample(s) are retained for 30 days only.

Attention: To check the authenticity of testing / inspection report & certificate, please contact us at telephone: (86-755) 8307 1443, or email: CN.Doccheck@sgs.com

No.1 Workshop, M-10, Middle Section, Science & Technology Park, Nanshan District, Shenzhen, Guangdong, China 518057 t (86-755) 26012053 f (86-755) 26710594 www.sgsgroup.com.cn
中国·广东·深圳市南山区科技园中区M-10栋1号厂房 邮编: 518057 t (86-755) 26012053 f (86-755) 26710594 sgs.china@sgs.com

SGS-CSTC Standards Technical Services Co., Ltd. Shenzhen Branch

SZEMC-TRF-01 Rev. A/1

Report No.: SZCR240700281603

Page: 10 of 138

Radiated Spurious Emissions Above 1GHz					
Equipment	Manufacturer	Model No.	Inventory No.	Cal Date	Cal Due Date
3m Fully-Anechoic Chamber	AUDIX	N/A	SEM001-02	2024-05-11	2027-05-10
Signal Analyzer	Rohde & Schwarz	FSV40	SEM008-04	2024-03-15	2025-03-14
Horn Antenna	Rohde&Schwarz	HF907	SEM003-07	2023-07-23	2025-07-22
Microwave system amplifier	Agilent	83017A	SEM005-25	2023-09-19	2024-09-18
Measurement Software	AUDIX	e3 V8.2014-6-27	N/A	N/A	N/A
Coaxial Cable	SGS	N/A	SEM026-01	2024-07-06	2025-07-05
Broad-Band Horn Antenna	Schwarzbeck	BBHA 9170	SEM003-15	2022-08-10	2024-08-09
Pre-Amplifier	Compliance Directions Systems Inc.	PAP-2640-50	SEM005-08	2024-03-15	2025-03-14

RF Conducted Test					
Equipment	Manufacturer	Model No.	Inventory No.	Cal Date	Cal Due Date
Power Sensor	TST PASS	TSPS2023R	SEM009-26	2024-03-27	2025-03-26
Power Sensor	KEYSIGHT	U2021XA	SEM009-16	2024-03-14	2025-03-13
DC Power Supply	Chroma	62012P-80-60	SEM011-11	2023-10-19	2024-10-18
MXA Signal Analyzer	KEYSIGHT	N9020A	SEM004-19	2024-03-14	2025-03-13
Measurement Software	TST PASS	TST PASS V2.0	N/A	N/A	N/A
Coaxial Cable	SGS	N/A	SEM031-01	2024-07-06	2025-07-05
Attenuator	Huber+Suhner	6620_SMA-50-1	SEM021-09	2024-03-27	2025-03-26

General used equipment					
Equipment	Manufacturer	Model No.	Inventory No.	Cal Date	Cal Due Date
Humidity/ Temperature Indicator	deli	8838	SEM002-32	2024-07-24	2025-07-23
Humidity/ Temperature Indicator	deli	8838	SEM002-33	2024-07-24	2025-07-23
Barometer	Changchun Meteorological Industry Factory	DYM3	SEM002-01	2024-03-18	2025-03-17



Unless otherwise agreed in writing, this document is issued by the Company subject to its General Conditions of Service printed overleaf, available on request or accessible at <https://www.sgs.com/en/Terms-and-Conditions>. Attention is drawn to the limitation of liability, indemnification and jurisdiction issues defined therein. Any holder of this document is advised that information contained hereon reflects the Company's findings at the time of its intervention only and within the limits of Client's instructions, if any. The Company's sole responsibility is to its Client and this document does not exonerate parties to a transaction from exercising all their rights and obligations under the transaction documents. This document cannot be reproduced except in full, without prior written approval of the Company. Any unauthorized alteration, forgery or falsification of the content or appearance of this document is unlawful and offenders may be prosecuted to the fullest extent of the law. Unless otherwise stated the results shown in this test report refer only to the sample(s) tested and such sample(s) are retained for 30 days only.

Attention: To check the authenticity of testing /inspection report & certificate, please contact us at telephone: (86-755) 8307 1443, or email: CN.Doccheck@sgs.com

SGS-CSTC Standards Technical Services Co., Ltd.
Shenzhen Branch (SZEMC) Laboratory

No.1 Workshop, M-10, Middle Section, Science & Technology Park, Nanshan District, Shenzhen, Guangdong, China 518057 t (86-755) 26012053 f (86-755) 26710594 www.sgs.com.cn
中国·广东·深圳市南山区科技园中区M-10栋1号厂房 邮编: 518057 t (86-755) 26012053 f (86-755) 26710594 sgs.china@sgs.com

6 Radio Spectrum Technical Requirement

6.1 Antenna Requirement

6.1.1 Test Requirement:

47 CFR Part 15, Subpart C 15.203 & 15.247(b)(4)

6.1.2 Conclusion

15.203 requirement:

An intentional radiator shall be designed to ensure that no antenna other than that furnished by the responsible party shall be used with the device. The use of a permanently attached antenna or of an antenna that uses a unique coupling to the intentional radiator, the manufacturer may design the unit so that a broken antenna can be replaced by the user, but the use of a standard antenna jack or electrical connector is prohibited.

EUT Antenna:

The antenna is integrated on the main PCB and no consideration of replacement. The best case gain of the antenna is 0.24dBi.

Antenna location: Refer to internal photos



7 Radio Spectrum Matter Test Results

7.1 Conducted Emissions at AC Power Line (150kHz-30MHz)

Test Requirement 47 CFR Part 15, Subpart C 15.207

Test Method: ANSI C63.10 (2013) Section 6.2

Limit:

Frequency of emission(MHz)	Conducted limit(dBμV)	
	Quasi-peak	Average
0.15-0.5	66 to 56*	56 to 46*
0.5-5	56	46
5-30	60	50
*Decreases with the logarithm of the frequency.		
Detector: Peak for pre-scan (9kHz resolution bandwidth) 0.15M to 30MHz		

7.1.1 E.U.T. Operation

Operating Environment:

Temperature: 21.2 °C

Humidity: 50.8 % RH

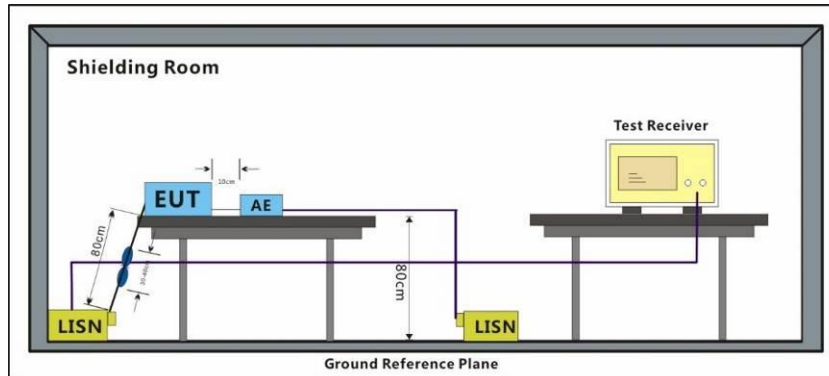
Atmospheric Pressure: 1020 mbar

7.1.2 Test Mode Description

Pre-scan / Final test	Mode Code	Description
Final test	02	TX mode_Keep the EUT in continuously transmitting mode with all modulation types. All data rates for each modulation type have been tested and found the data rate @ 1Mbps is the worst case of IEEE 802.11b; data rate @ 6Mbps is the worst case of IEEE 802.11g; data rate @ 6.5Mbps is the worst case of IEEE 802.11n(HT20); data rate @ 13.5Mbps is the worst case of IEEE 802.11n(HT40), final test modes are considering the modulation and worse data rates. Only the data of worst case is recorded in the report.



7.1.3 Test Setup Diagram



7.1.4 Measurement Procedure and Data

- 1) The mains terminal disturbance voltage test was conducted in a shielded room.
- 2) The EUT was connected to AC power source through a LISN 1 (Line Impedance Stabilization Network) which provides a 50ohm/50μH + 5ohm linear impedance. The power cables of all other units of the EUT were connected to a second LISN 2, which was bonded to the ground reference plane in the same way as the LISN 1 for the unit being measured. A multiple socket outlet strip was used to connect multiple power cables to a single LISN provided the rating of the LISN was not exceeded.
- 3) The tabletop EUT was placed upon a non-metallic table 0.8m above the ground reference plane. And for floor-standing arrangement, the EUT was placed on the horizontal ground reference plane.
- 4) The test was performed with a vertical ground reference plane. The rear of the EUT shall be 0.4 m from the vertical ground reference plane. The vertical ground reference plane was bonded to the horizontal ground reference plane. The LISN 1 was placed 0.8 m from the boundary of the unit under test and bonded to a ground reference plane for LISNs mounted on top of the ground reference plane. This distance was between the closest points of the LISN 1 and the EUT. All other units of the EUT and associated equipment was at least 0.8 m from the LISN 2.
- 5) In order to find the maximum emission, the relative positions of equipment and all of the interface cables must be changed according to ANSI C63.10 on conducted measurement.

Remark: Level=Read Level+ Cable Loss+ LISN Factor



SGS-CSTC Standards Technical Services Co., Ltd. Shenzhen Branch

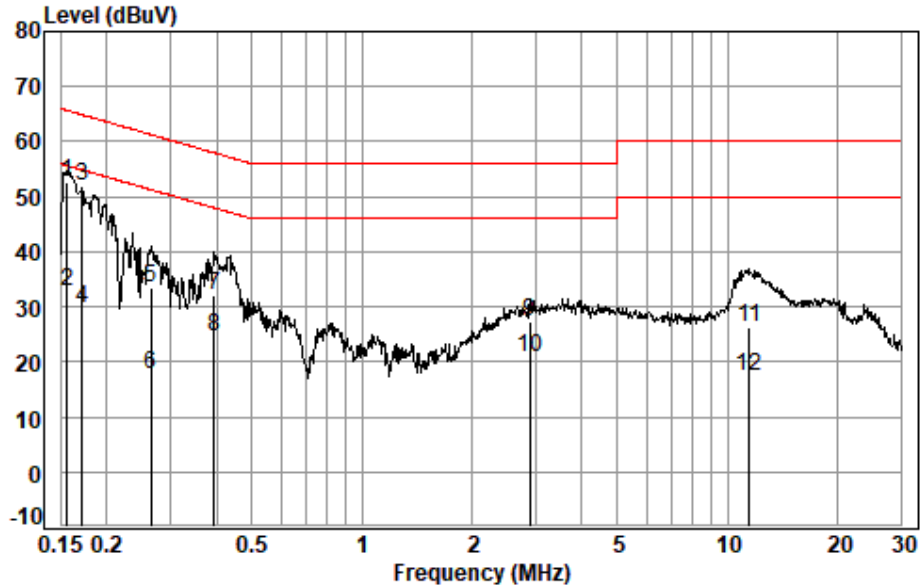
SZEMC-TRF-01 Rev. A/1

Report No.: SZCR240700281603

Page: 14 of 138

Adapter 2:

Test Mode: 02; Line: Live line



Site : Shielding Room

Condition: Line

Job No. : 02816HS

Test mode: 02

	Freq	Cable Loss	LISN Factor	Read Level	Level	Limit Line	Over Limit	Remark
	MHz	dB	dB	dBuV	dBuV	dBuV	dB	
1	0.1565	0.06	9.81	42.59	52.46	65.65	-13.19	QP
2 *	0.1565	0.06	9.81	22.82	32.69	55.65	-22.96	Average
3 *	0.1712	0.06	9.80	42.22	52.08	64.90	-12.82	QP
4	0.1712	0.06	9.80	19.83	29.69	54.90	-25.21	Average
5	0.2644	0.07	9.77	23.54	33.38	61.29	-27.91	QP
6	0.2644	0.07	9.77	7.81	17.65	51.29	-33.64	Average
7	0.3934	0.07	9.73	22.24	32.04	57.99	-25.95	QP
8	0.3934	0.07	9.73	14.84	24.64	47.99	-23.35	Average
9	2.8845	0.11	9.65	17.63	27.39	56.00	-28.61	QP
10	2.8845	0.11	9.65	10.92	20.68	46.00	-25.32	Average
11	11.4983	0.22	9.98	16.07	26.27	60.00	-33.73	QP
12	11.4983	0.22	9.98	7.18	17.38	50.00	-32.62	Average



SGS-CSTC Standards Technical Services Co., Ltd.
Shenzhen Branch Inspection & Testing Laboratory

Unless otherwise agreed in writing, this document is issued by the Company subject to its General Conditions of Service printed overleaf, available on request or accessible at <https://www.sgs.com/en/Terms-and-Conditions>. Attention is drawn to the limitation of liability, indemnification and jurisdiction issues defined therein. Any holder of this document is advised that information contained hereon reflects the Company's findings at the time of its intervention only and within the limits of Client's instructions, if any. The Company's sole responsibility is to its Client and this document does not exonerate parties to a transaction from exercising all their rights and obligations under the transaction documents. This document cannot be reproduced except in full, without prior written approval of the Company. Any unauthorized alteration, forgery or falsification of the content or appearance of this document is unlawful and offenders may be prosecuted to the fullest extent of the law. Unless otherwise stated the results shown in this test report refer only to the sample(s) tested and such sample(s) are retained for 30 days only.

Attention: To check the authenticity of testing /inspection report & certificate, please contact us at telephone: (86-755) 8307 1443, or email: CN.Doccheck@sgs.com

No.1 Workshop, M-10, Middle Section, Science & Technology Park, Nanshan District, Shenzhen, Guangdong, China 518057 t (86-755) 26012053 f (86-755) 26710594 www.sgs.com.cn
中国·广东·深圳市南山区科技园中区M-10栋1号厂房 邮编: 518057 t (86-755) 26012053 f (86-755) 26710594 sgs.china@sgs.com

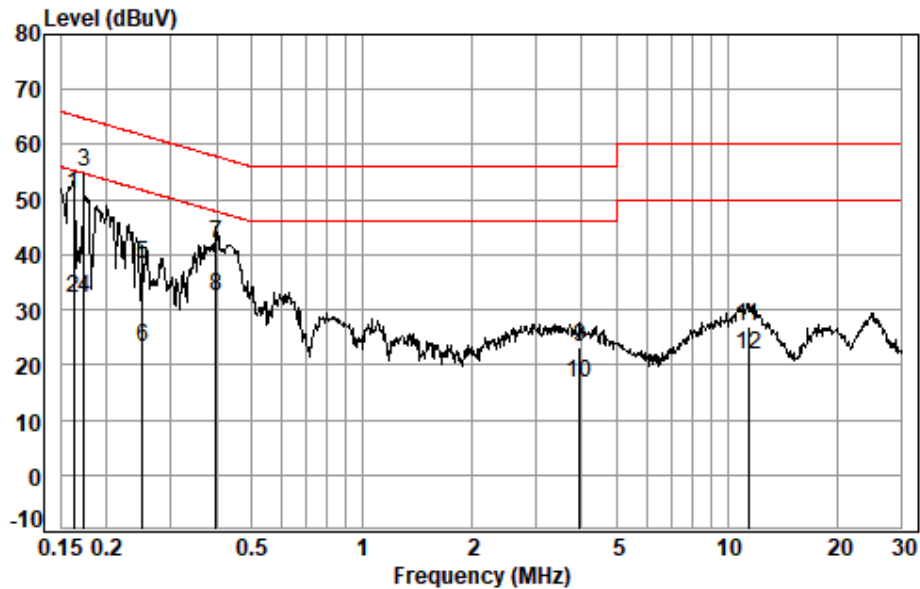
SGS-CSTC Standards Technical Services Co., Ltd. Shenzhen Branch

SZEMC-TRF-01 Rev. A/1

Report No.: SZCR240700281603

Page: 15 of 138

Test Mode: 02; Line: Neutral Line



Site : Shielding Room
Condition: Neutral
Job No. : 02816HS
Test mode: 02

	Freq	Cable Loss	LISN Factor	Read Level	Level	Limit Line	Over Limit	Remark
	MHz	dB	dB	dBuV	dBuV	dBuV	dB	
1	0.1624	0.06	9.82	40.87	50.75	65.34	-14.59	QP
2	0.1624	0.06	9.82	22.27	32.15	55.34	-23.19	Average
3 *	0.1740	0.06	9.82	45.07	54.95	64.77	-9.82	QP
4	0.1740	0.06	9.82	22.22	32.10	54.77	-22.67	Average
5	0.2508	0.07	9.80	28.49	38.36	61.73	-23.37	QP
6	0.2508	0.07	9.80	13.26	23.13	51.73	-28.60	Average
7	0.3997	0.07	9.75	32.06	41.88	57.86	-15.98	QP
8 *	0.3997	0.07	9.75	22.68	32.50	47.86	-15.36	Average
9	3.9430	0.12	9.66	13.28	23.06	56.00	-32.94	QP
10	3.9430	0.12	9.66	7.07	16.85	46.00	-29.15	Average
11	11.4376	0.22	10.05	16.83	27.10	60.00	-32.90	QP
12	11.4376	0.22	10.05	11.67	21.94	50.00	-28.06	Average



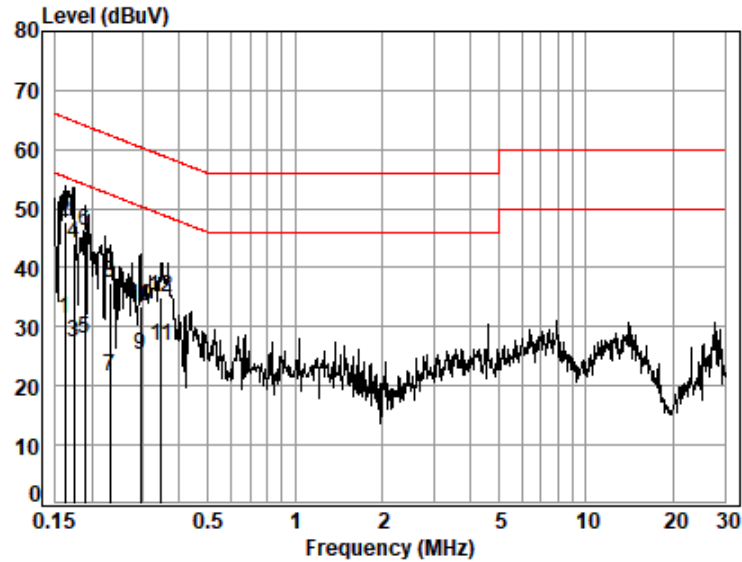
SGS-CSTC Standards Technical Services Co., Ltd.
Shenzhen Branch

Unless otherwise agreed in writing, this document is issued by the Company subject to its General Conditions of Service printed overleaf, available on request or accessible at <https://www.sgs.com/en/Terms-and-Conditions>. Attention is drawn to the limitation of liability, indemnification and jurisdiction issues defined therein. Any holder of this document is advised that information contained hereon reflects the Company's findings at the time of its intervention only and within the limits of Client's instructions, if any. The Company's sole responsibility is to its Client and this document does not exonerate parties to a transaction from exercising all their rights and obligations under the transaction documents. This document cannot be reproduced except in full, without prior written approval of the Company. Any unauthorized alteration, forgery or falsification of the content or appearance of this document is unlawful and offenders may be prosecuted to the fullest extent of the law. Unless otherwise stated the results shown in this test report refer only to the sample(s) tested and such sample(s) are retained for 30 days only.

Attention: To check the authenticity of testing / inspection report & certificate, please contact us at telephone: (86-755) 8307 1443, or email: CN.Doccheck@sgs.com
No.1 Workshop, M-10, Middle Section, Science & Technology Park, Nanshan District, Shenzhen, Guangdong, China 518057 t (86-755) 26012053 f (86-755) 26710594 www.sgs.com.cn
中国·广东·深圳市南山区科技园中区M-10栋1号厂房 邮编: 518057 t (86-755) 26012053 f (86-755) 26710594 sgs.china@sgs.com

Adapter 2:

Test Mode: 02; Line: Live line

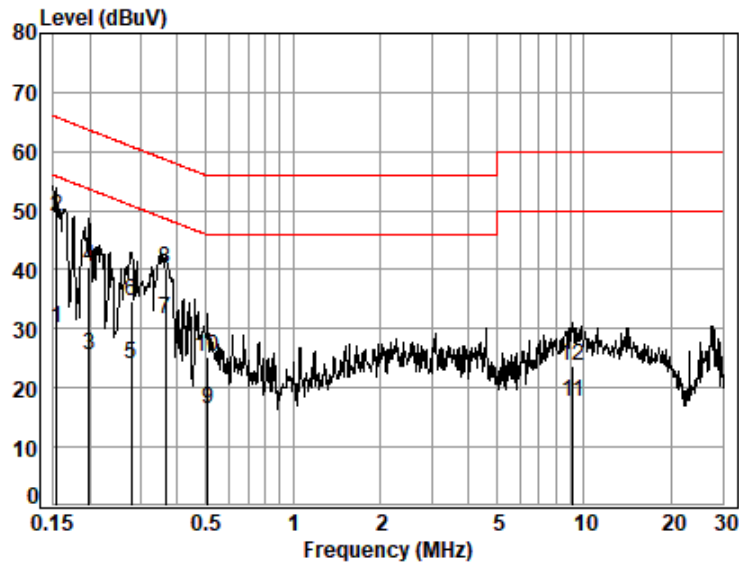


Site : Shielding Room
Condition: Line
Job No. : 02816HS
Test mode: 02

	Freq	Cable Loss	LISN Factor	Read Level	Level	Limit Line	Over Limit	Remark
	MHz	dB	dB	dBuV	dBuV	dBuV	dB	
1	0.1615	0.06	9.58	21.62	31.26	55.38	-24.12	Average
2	0.1615	0.06	9.58	38.20	47.84	65.38	-17.54	QP
3	0.1740	0.06	9.58	17.75	27.39	54.77	-27.38	Average
4	0.1740	0.06	9.58	34.34	43.98	64.77	-20.79	QP
5	0.1894	0.06	9.57	18.21	27.84	54.06	-26.22	Average
6	0.1894	0.06	9.57	36.63	46.26	64.06	-17.80	QP
7	0.2304	0.07	9.57	12.02	21.66	52.44	-30.78	Average
8	0.2304	0.07	9.57	27.75	37.39	62.44	-25.05	QP
9	0.2940	0.09	9.57	15.45	25.11	50.41	-25.30	Average
10	0.2940	0.09	9.57	23.80	33.46	60.41	-26.95	QP
11	0.3465	0.10	9.57	17.07	26.74	49.05	-22.31	Average
12	0.3465	0.10	9.57	25.18	34.85	59.05	-24.20	QP



Test Mode: 02; Line: Neutral Line



Site : Shielding Room
Condition: Neutral
Job No. : 02816HS
Test mode: 02

	Freq	Cable Loss	LISN Factor	Read Level	Level	Limit Line	Over Limit	Remark
	MHz	dB	dB	dBuV	dBuV	dBuV	dB	
1	0.1540	0.07	9.58	20.48	30.13	55.78	-25.65	Average
2	0.1540	0.07	9.58	39.39	49.04	65.78	-16.74	QP
3	0.1986	0.06	9.58	16.04	25.68	53.67	-27.99	Average
4	0.1986	0.06	9.58	30.81	40.45	63.67	-23.22	QP
5	0.2788	0.08	9.58	14.31	23.97	50.85	-26.88	Average
6	0.2788	0.08	9.58	25.15	34.81	60.85	-26.04	QP
7	0.3653	0.10	9.58	21.84	31.52	48.61	-17.09	Average
8	0.3653	0.10	9.58	30.36	40.04	58.61	-18.57	QP
9	0.5101	0.12	9.58	6.87	16.57	46.00	-29.43	Average
10	0.5101	0.12	9.58	15.50	25.20	56.00	-30.80	QP
11	9.1557	0.21	9.64	7.65	17.50	50.00	-32.50	Average
12	9.1557	0.21	9.64	13.77	23.62	60.00	-36.38	QP



7.2 Radiated Emissions which fall in the restricted bands

Test Requirement 47 CFR Part 15, Subpart C 15.205 & 15.209

Test Method: ANSI C63.10 (2013) Section 6.10.5

Measurement Distance: 3m

Limit:

Frequency(MHz)	Field strength(microvolts/meter)	Measurement distance(meters)
0.009-0.490	2400/F(kHz)	300
0.490-1.705	24000/F(kHz)	30
1.705-30.0	30	30
30-88	100	3
88-216	150	3
216-960	200	3
Above 960	500	3

Remark: The emission limits shown in the above table are based on measurements employing a CISPR quasi-peak detector except for the frequency bands 9-90kHz, 110-490kHz and above 1000 MHz. Radiated emission limits in these three bands are based on measurements employing an average detector, the peak field strength of any emission shall not exceed the maximum permitted average limits specified above by more than 20 dB under any condition of modulation.

7.2.1 E.U.T. Operation

Operating Environment:

Temperature: 20.3 °C

Humidity: 52.6 % RH

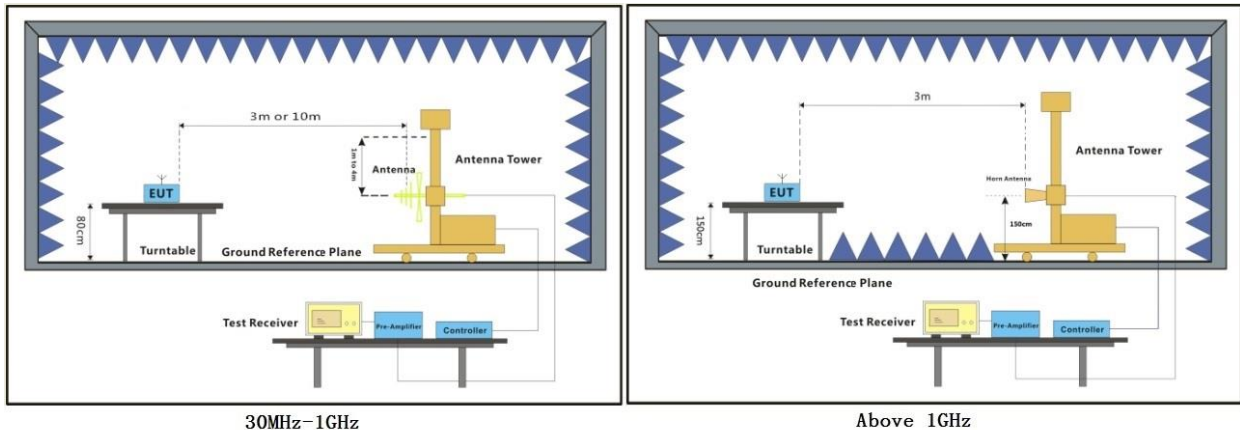
Atmospheric Pressure: 1020 mbar

7.2.2 Test Mode Description

Pre-scan / Final test	Mode Code	Description
Final test	02	TX mode_Keep the EUT in continuously transmitting mode with all modulation types. All data rates for each modulation type have been tested and found the data rate @ 1Mbps is the worst case of IEEE 802.11b; data rate @ 6Mbps is the worst case of IEEE 802.11g; data rate @ 6.5Mbps is the worst case of IEEE 802.11n(HT20); data rate @ 13.5Mbps is the worst case of IEEE 802.11n(HT40), final test modes are considering the modulation and worse data rates. Only the data of worst case is recorded in the report.



7.2.3 Test Setup Diagram



7.2.4 Measurement Procedure and Data

- For below 1GHz, the EUT was placed on the top of a rotating table 0.8 meters above the ground at a 3 or 10 meter semi-anechoic chamber. The table was rotated 360 degrees to determine the position of the highest radiation.
- For above 1GHz, the EUT was placed on the top of a rotating table 1.5 meters above the ground at a 3 meter fully-anechoic chamber. The table was rotated 360 degrees to determine the position of the highest radiation.
- The EUT was set 3 or 10 meters away from the interference-receiving antenna, which was mounted on the top of a variable-height antenna tower.
- The antenna height is varied from one meter to four meters above the ground to determine the maximum value of the field strength. Both horizontal and vertical polarizations of the antenna are set to make the measurement.
- For each suspected emission, the EUT was arranged to its worst case and then the antenna was tuned to heights from 1 meter to 4 meters (for the test frequency of below 30MHz, the antenna was tuned to heights 1 meter) and the rotatable table was turned from 0 degrees to 360 degrees to find the maximum reading.
- The test-receiver system was set to Peak Detect Function and Specified Bandwidth with Maximum Hold Mode.
- If the emission level of the EUT in peak mode was 10dB lower than the limit specified, then testing could be stopped and the peak values of the EUT would be reported. Otherwise the emissions that did not have 10dB margin would be re-tested one by one using peak, quasi-peak or average method as specified and then reported in a data sheet.
- Test the EUT in the lowest channel, the middle channel, the Highest channel.
- The radiation measurements are performed in X, Y, Z axis positioning for Transmitting mode, and found the X axis positioning which it is the worst case.
- Repeat above procedures until all frequencies measured was complete.

Remark 1: Level= Read Level+ Cable Loss+ Antenna Factor- Preamp Factor

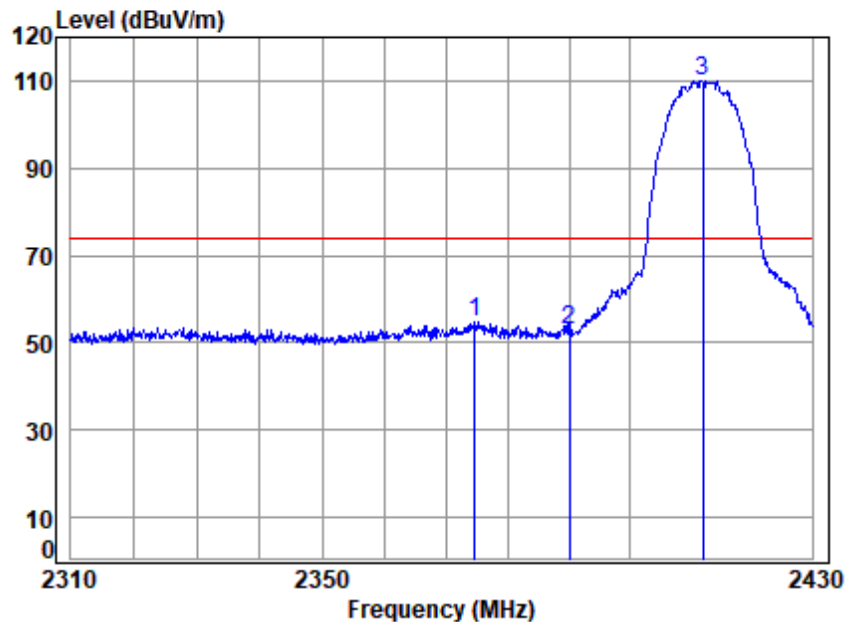
Remark 2: For frequencies above 1GHz, the field strength limits are based on average limits. However, the peak field strength of any emission shall not exceed the maximum permitted average limits specified above by more than 20 dB under any condition of modulation. For the emissions whose peak level is lower than the average limit, only the peak measurement is shown in the report.



Unless otherwise agreed in writing, this document is issued by the Company subject to its General Conditions of Service printed overleaf, available on request or accessible at <https://www.sgs.com/en/Terms-and-Conditions>. Attention is drawn to the limitation of liability, indemnification and jurisdiction issues defined therein. Any holder of this document is advised that information contained hereon reflects the Company's findings at the time of its intervention only and within the limits of Client's instructions, if any. The Company's sole responsibility is to its Client and this document does not exonerate parties to a transaction from exercising all their rights and obligations under the transaction documents. This document cannot be reproduced except in full, without prior written approval of the Company. Any unauthorized alteration, forgery or falsification of the content or appearance of this document is unlawful and offenders may be prosecuted to the fullest extent of the law. Unless otherwise stated the results shown in this test report refer only to the sample(s) tested and such sample(s) are retained for 30 days only.

Attention: To check the authenticity of testing / inspection report & certificate, please contact us at telephone: (86-755) 8307 1443, or email: CN.Doccheck@sgs.com

Test Mode: 02; Polarity: Horizontal; Modulation:802.11b; Bandwidth:20MHz; Channel:Low



Site : chamber

Condition: 3m HORIZONTAL

Job No : 02816HS/02817HS

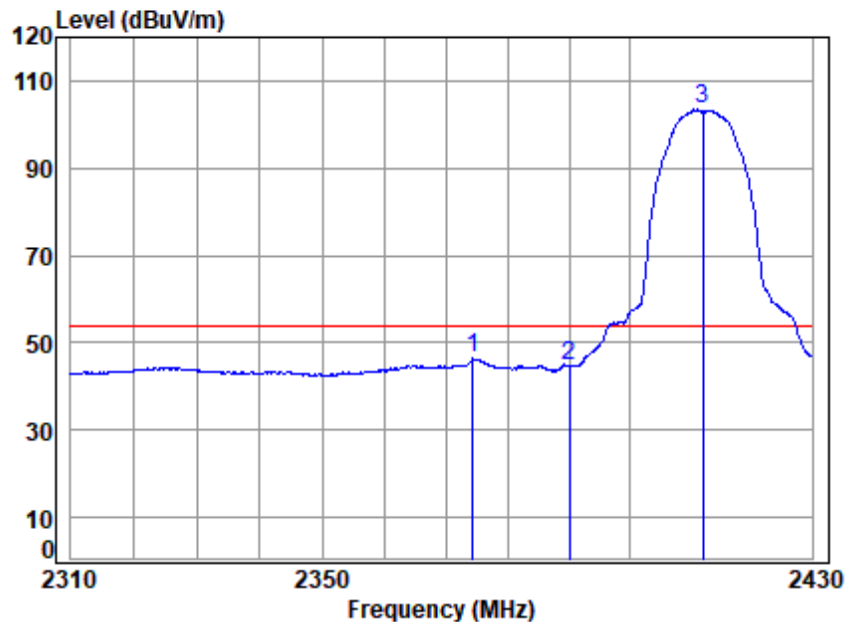
Mode : 2412 Band edge

Note : 2.4G WIFI 11B

		Cable	Ant	Preamp	Read	Limit	Over	
	Freq	Loss	Factor	Factor	Level	Line	Limit	Remark
	MHz	dB	dB/m	dB	dBuV	dBuV/m	dBuV/m	dB
1	2374.65	5.06	29.10	37.47	58.16	54.85	74.00	-19.15 peak
2	2390.00	5.08	29.10	37.44	56.03	52.77	74.00	-21.23 peak
3	2412.00	5.10	29.05	37.38	113.35	110.12	74.00	36.12 peak



Test Mode: 02; Polarity: Horizontal; Modulation:802.11b; Bandwidth:20MHz; Channel:Low

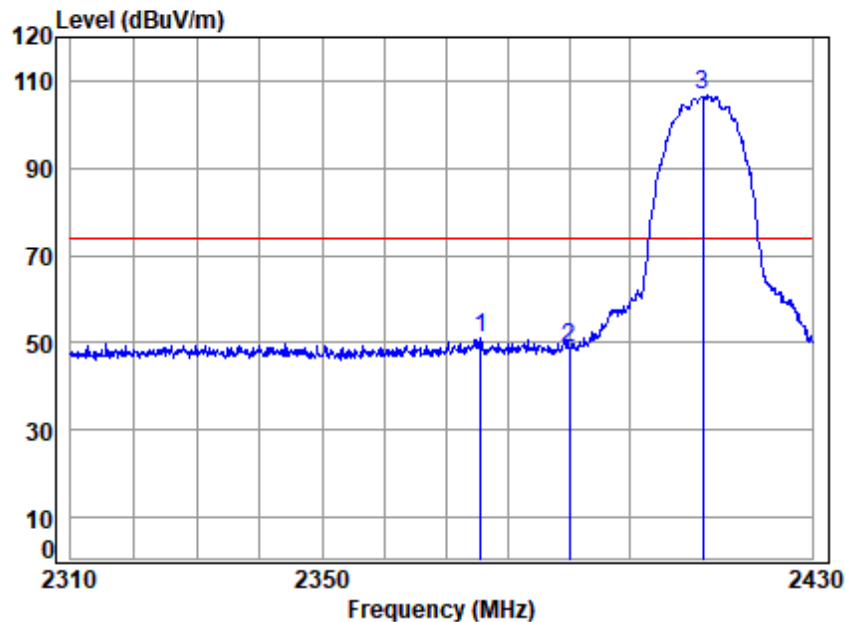


Site : chamber
Condition: 3m HORIZONTAL
Job No : 02816HS/02817HS
Mode : 2412 Band edge
Note : 2.4G WIFI 11B

		Cable	Ant	Preamp	Read	Limit	Over	
	Freq	Loss	Factor	Factor	Level	Line	Limit	Remark
	MHz	dB	dB/m	dB	dBuV	dBuV/m	dBuV/m	dB
1	2374.29	5.06	29.10	37.47	49.64	46.33	54.00	-7.67 Average
2	2390.00	5.08	29.10	37.44	48.14	44.88	54.00	-9.12 Average
3	2412.00	5.10	29.05	37.38	106.62	103.39	54.00	49.39 Average



Test Mode: 02; Polarity: Vertical; Modulation:802.11b; Bandwidth:20MHz; Channel:Low

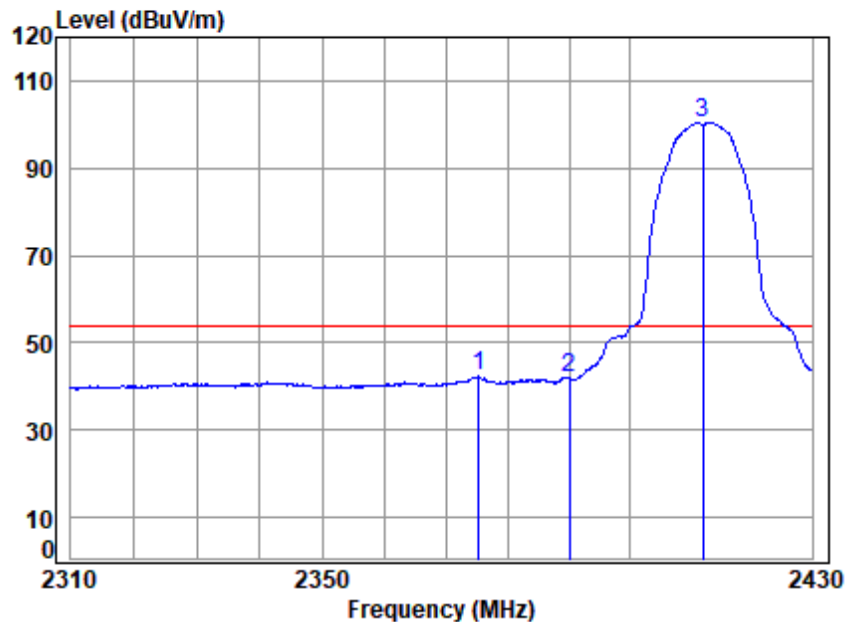


Site : chamber
Condition: 3m VERTICAL
Job No : 02816HS/02817HS
Mode : 2412 Band edge
Note : 2.4G WIFI 11B

		Cable	Ant	Preamp	Read	Limit	Over	
	Freq	Loss	Factor	Factor	Level	Line	Limit	Remark
	MHz	dB	dB/m	dB	dBuV	dBuV/m	dBuV/m	dB
1	2375.61	5.06	29.10	37.47	54.39	51.08	74.00	-22.92 Peak
2	2390.00	5.08	29.10	37.44	52.27	49.01	74.00	-24.99 Peak
3	2412.00	5.10	29.05	37.38	109.77	106.54	74.00	32.54 Peak



Test Mode: 02; Polarity: Vertical; Modulation:802.11b; Bandwidth:20MHz; Channel:Low

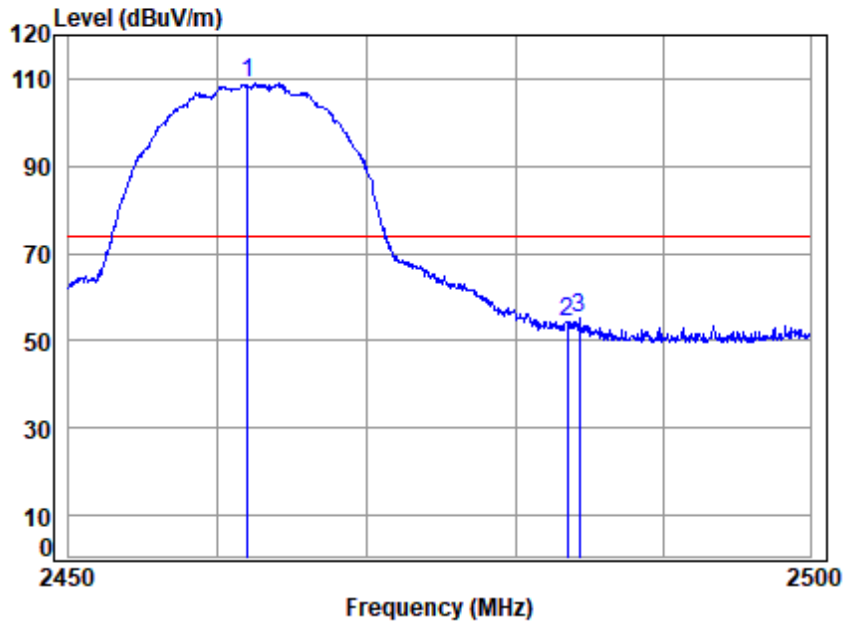


Site : chamber
Condition: 3m VERTICAL
Job No : 02816HS/02817HS
Mode : 2412 Band edge
Note : 2.4G WIFI 11B

		Cable	Ant	Preamp	Read	Limit	Over	
	Freq	Loss	Factor	Factor	Level	Line	Limit	Remark
	MHz	dB	dB/m	dB	dBuV	dBuV/m	dBuV/m	dB
1	2375.37	5.06	29.10	37.47	45.59	42.28	54.00	-11.72 Average
2	2390.00	5.08	29.10	37.44	45.21	41.95	54.00	-12.05 Average
3	2412.00	5.10	29.05	37.38	103.79	100.56	54.00	46.56 Average



Test Mode: 02; Polarity: Horizontal; Modulation:802.11b; Bandwidth:20MHz; Channel:High



Site : chamber

Condition: 3m HORIZONTAL

Job No : 02816HS/02817HS

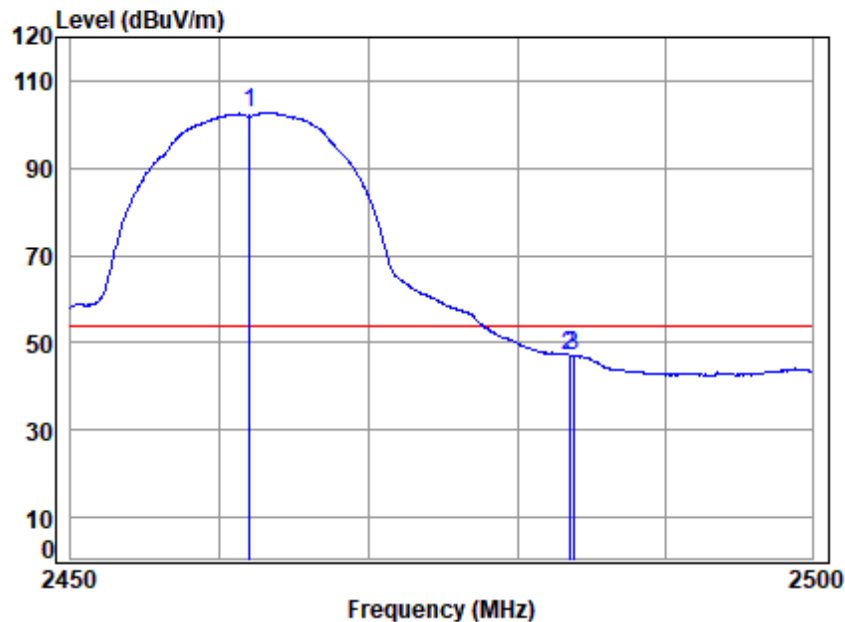
Mode : 2462 Band edge

Note : 2.4G WIFI 11B

		Cable	Ant	Preamp	Read	Limit	Over	
	Freq	Loss	Factor	Factor	Level	Level	Line	Limit Remark
	MHz	dB	dB/m	dB	dBuV	dBuV/m	dBuV/m	dB
1	2462.00	5.14	28.90	37.27	112.16	108.93	74.00	34.93 peak
2	2483.50	5.16	28.90	37.22	57.44	54.28	74.00	-19.72 peak
3	2484.34	5.16	28.90	37.21	58.19	55.04	74.00	-18.96 peak



Test Mode: 02; Polarity: Horizontal; Modulation:802.11b; Bandwidth:20MHz; Channel:High

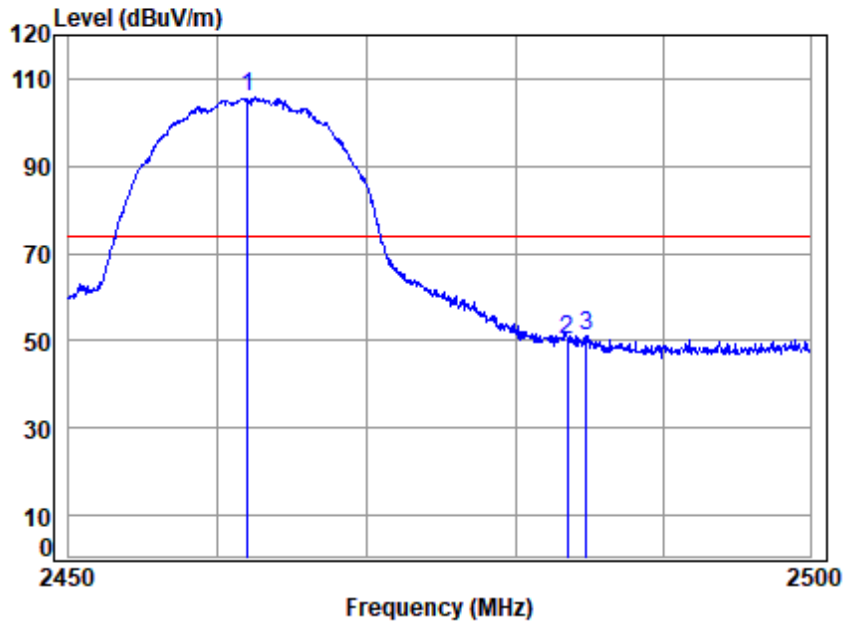


Site : chamber
Condition: 3m HORIZONTAL
Job No : 02816HS/02817HS
Mode : 2462 Band edge
Note : 2.4G WIFI 11B

		Cable	Ant	Preamp	Read	Limit	Over	
	Freq	Loss	Factor	Factor	Level	Level	Line	Limit Remark
	MHz	dB	dB/m	dB	dBuV	dBuV/m	dBuV/m	dB
1	2462.00	5.14	28.90	37.27	106.01	102.78	54.00	48.78 Average
2	2483.50	5.16	28.90	37.22	50.31	47.15	54.00	-6.85 Average
3	2483.79	5.16	28.90	37.22	50.23	47.07	54.00	-6.93 Average



Test Mode: 02; Polarity: Vertical; Modulation:802.11b; Bandwidth:20MHz; Channel:High

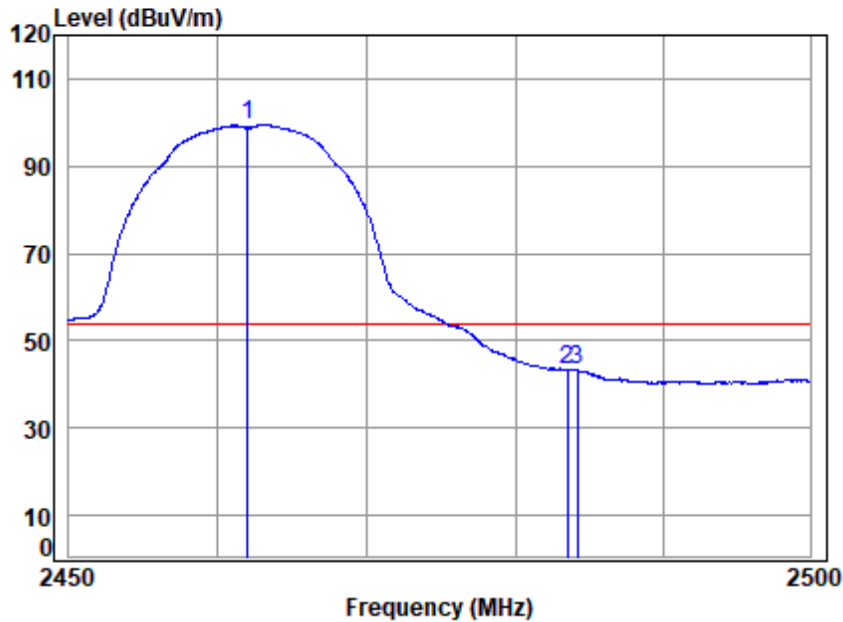


Site : chamber
Condition: 3m VERTICAL
Job No : 02816HS/02817HS
Mode : 2462 Band edge
Note : 2.4G WIFI 11B

		Cable	Ant	Preamp	Read	Limit	Over	
	Freq	Loss	Factor	Factor	Level	Level	Line	Limit Remark
	MHz	dB	dB/m	dB	dBuV	dBuV/m	dBuV/m	dB
1	2462.00	5.14	28.90	37.27	108.90	105.67	74.00	31.67 Peak
2	2483.50	5.16	28.90	37.22	53.57	50.41	74.00	-23.59 Peak
3	2484.79	5.16	28.90	37.21	54.31	51.16	74.00	-22.84 Peak



Test Mode: 02; Polarity: Vertical; Modulation:802.11b; Bandwidth:20MHz; Channel:High

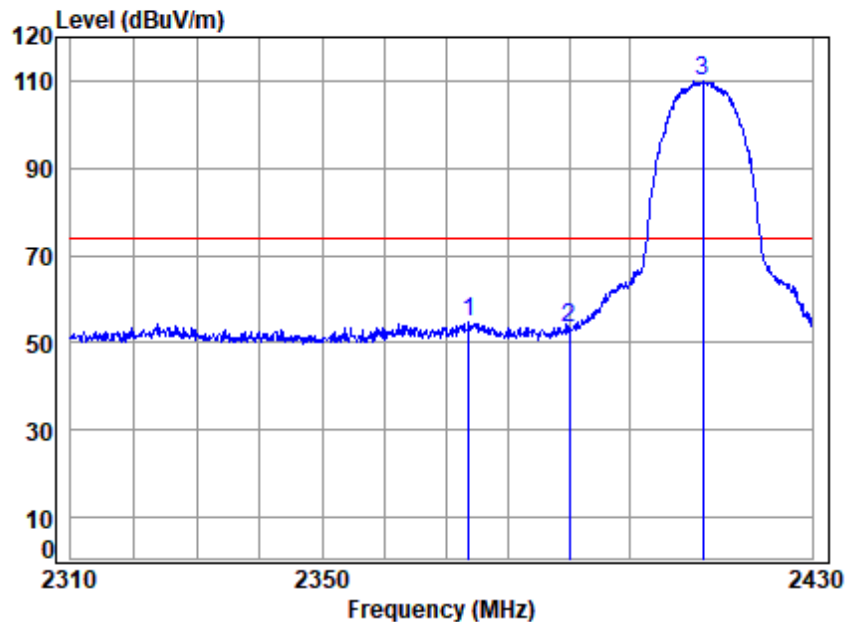


Site : chamber
Condition: 3m VERTICAL
Job No : 02816HS/02817HS
Mode : 2462 Band edge
Note : 2.4G WIFI 11B

		Cable	Ant	Preamp	Read	Limit	Over	
	Freq	Loss	Factor	Factor	Level	Level	Line	Limit Remark
	MHz	dB	dB/m	dB	dBuV	dBuV/m	dBuV/m	dB
1	2462.00	5.14	28.90	37.27	102.77	99.54	54.00	45.54 Average
2	2483.50	5.16	28.90	37.22	46.41	43.25	54.00	-10.75 Average
3	2484.19	5.16	28.90	37.21	46.41	43.26	54.00	-10.74 Average



Test Mode: 02; Polarity: Horizontal; Modulation:802.11g; Bandwidth:20MHz; Channel:Low



Site : chamber

Condition: 3m HORIZONTAL

Job No : 02816HS/02817HS

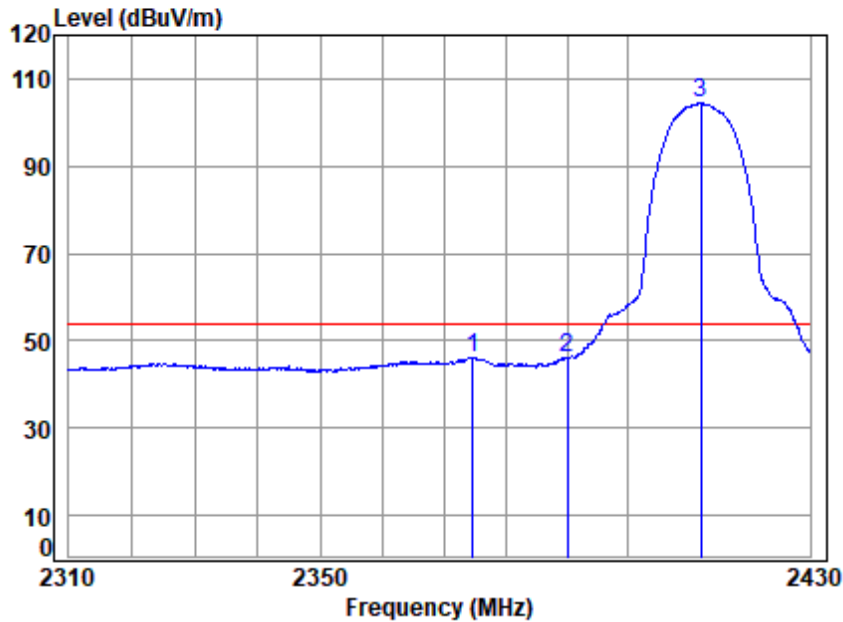
Mode : 2412 Band edge

Note : 2.4G WIFI 11G

		Cable	Ant	Preamp	Read	Limit	Over	
	Freq	Loss	Factor	Factor	Level	Line	Limit	Remark
	MHz	dB	dB/m	dB	dBuV	dBuV/m	dBuV/m	dB
1	2373.68	5.06	29.10	37.47	57.85	54.54	74.00	-19.46 peak
2	2390.00	5.08	29.10	37.44	56.63	53.37	74.00	-20.63 peak
3	2412.00	5.10	29.05	37.38	113.25	110.02	74.00	36.02 peak



Test Mode: 02; Polarity: Horizontal; Modulation:802.11g; Bandwidth:20MHz; Channel:Low

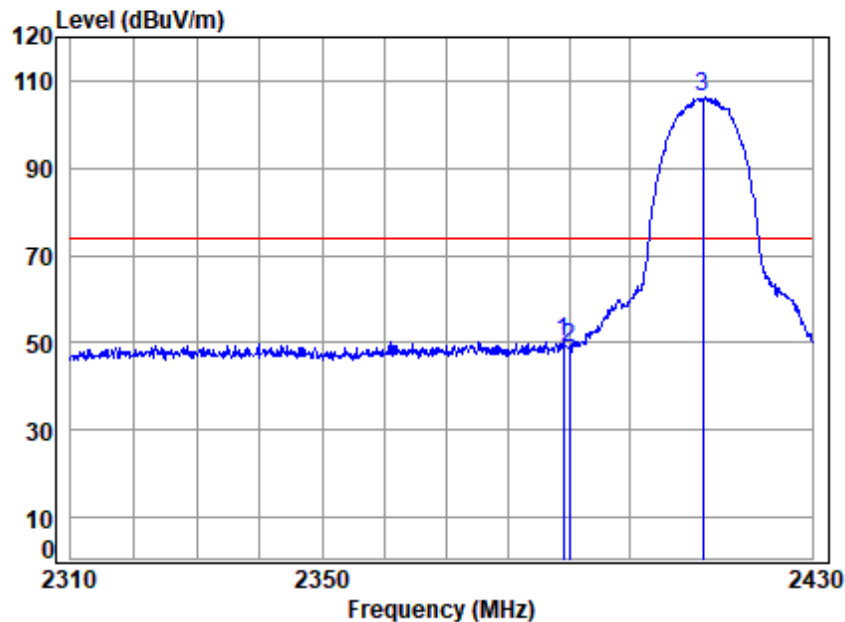


Site : chamber
Condition: 3m HORIZONTAL
Job No : 02816HS/02817HS
Mode : 2412 Band edge
Note : 2.4G WIFI 11G

		Cable	Ant	Preamp	Read	Limit	Over	
	Freq	Loss	Factor	Factor	Level	Line	Limit	Remark
	MHz	dB	dB/m	dB	dBuV	dBuV/m	dBuV/m	dB
1	2374.65	5.06	29.10	37.47	49.61	46.30	54.00	-7.70 Average
2	2390.00	5.08	29.10	37.44	49.21	45.95	54.00	-8.05 Average
3	2412.00	5.10	29.05	37.38	107.69	104.46	54.00	50.46 Average



Test Mode: 02; Polarity: Vertical; Modulation:802.11g; Bandwidth:20MHz; Channel:Low

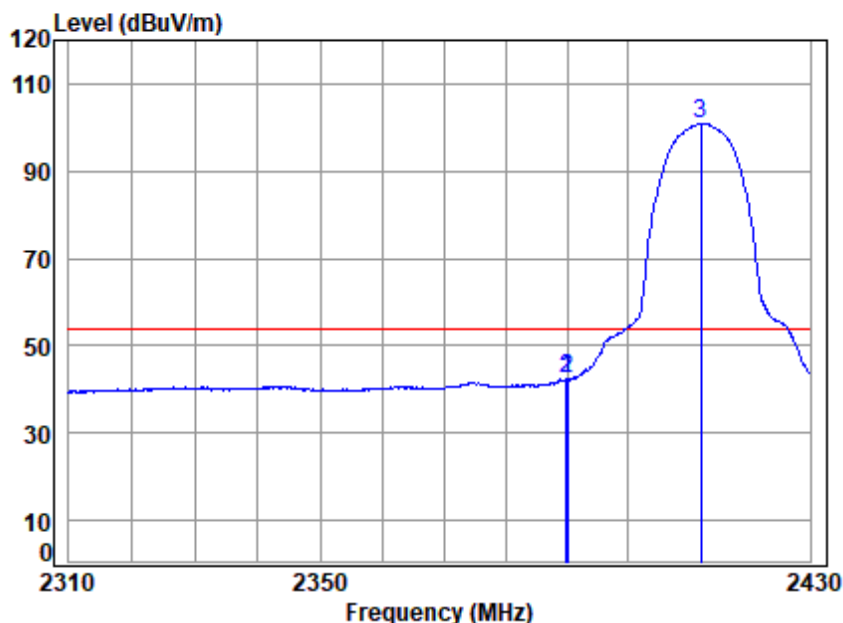


Site : chamber
Condition: 3m VERTICAL
Job No : 02816HS/02817HS
Mode : 2412 Band edge
Note : 2.4G WIFI 11G

		Cable	Ant	Preamp	Read	Limit	Over	
	Freq	Loss	Factor	Factor	Level	Level	Line	Limit Remark
	MHz	dB	dB/m	dB	dBuV	dBuV/m	dBuV/m	dB
1	2389.00	5.07	29.10	37.44	53.55	50.28	74.00	-23.72 Peak
2	2390.00	5.08	29.10	37.44	52.10	48.84	74.00	-25.16 Peak
3	2412.00	5.10	29.05	37.38	109.73	106.50	74.00	32.50 Peak



Test Mode: 02; Polarity: Vertical; Modulation:802.11g; Bandwidth:20MHz; Channel:Low



Site : chamber

Condition: 3m VERTICAL

Job No : 02816HS/02817HS

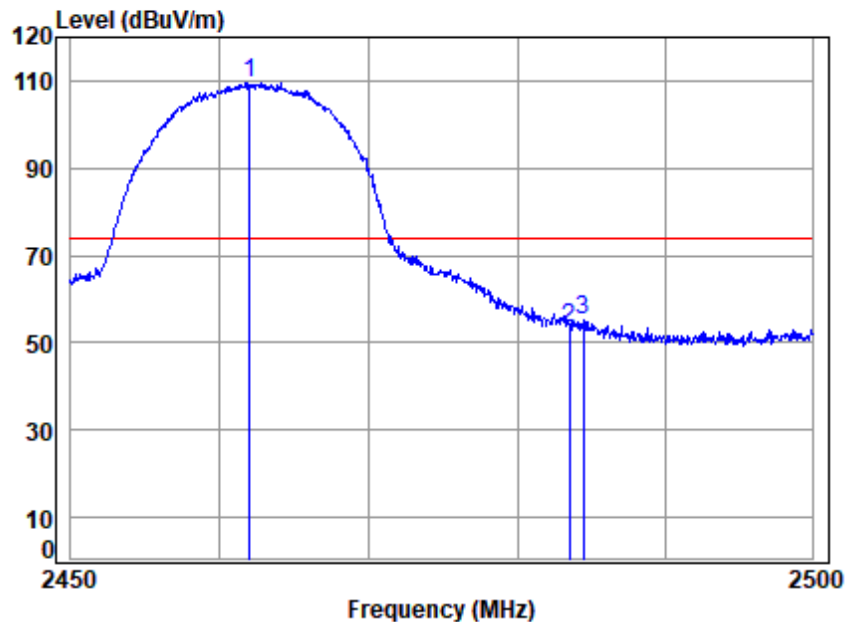
Mode : 2412 Band edge

Note : 2.4G WIFI 11G

		Cable	Ant	Preamp	Read	Limit	Over	
	Freq	Loss	Factor	Factor	Level	Level	Line	Limit Remark
	MHz	dB	dB/m	dB	dBuV	dBuV/m	dBuV/m	dB
1	2389.85	5.08	29.10	37.44	45.60	42.34	54.00	-11.66 Average
2	2390.00	5.08	29.10	37.44	45.50	42.24	54.00	-11.76 Average
3	2412.00	5.10	29.05	37.38	104.20	100.97	54.00	46.97 Average



Test Mode: 02; Polarity: Horizontal; Modulation:802.11g; Bandwidth:20MHz; Channel:High



Site : chamber

Condition: 3m HORIZONTAL

Job No : 02816HS/02817HS

Mode : 2462 Band edge

Note : 2.4G WIFI 11G

		Cable	Ant	Preamp	Read	Limit	Over	
	Freq	Loss	Factor	Factor	Level	Level	Line	Limit Remark
	MHz	dB	dB/m	dB	dBuV	dBuV/m	dBuV/m	dB
1	2462.00	5.14	28.90	37.27	112.60	109.37	74.00	35.37 peak
2	2483.50	5.16	28.90	37.22	56.47	53.31	74.00	-20.69 peak
3	2484.49	5.16	28.90	37.21	58.23	55.08	74.00	-18.92 peak



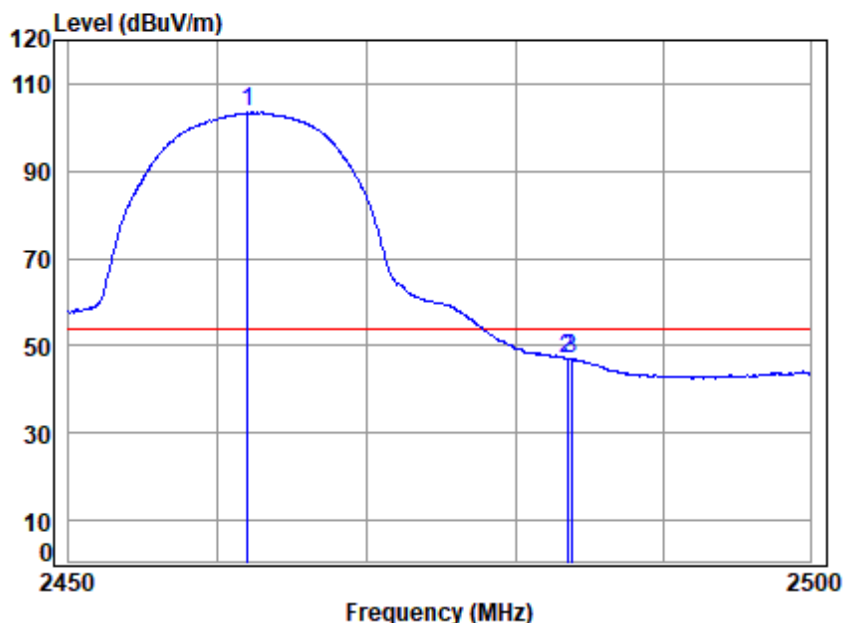
Unless otherwise agreed in writing, this document is issued by the Company subject to its General Conditions of Service printed overleaf, available on request or accessible at <https://www.sgs.com/en/Terms-and-Conditions>. Attention is drawn to the limitation of liability, indemnification and jurisdiction issues defined therein. Any holder of this document is advised that information contained hereon reflects the Company's findings at the time of its intervention only and within the limits of Client's instructions, if any. The Company's sole responsibility is to its Client and this document does not exonerate parties to a transaction from exercising all their rights and obligations under the transaction documents. This document cannot be reproduced except in full, without prior written approval of the Company. Any unauthorized alteration, forgery or falsification of the content or appearance of this document is unlawful and offenders may be prosecuted to the fullest extent of the law. Unless otherwise stated the results shown in this test report refer only to the sample(s) tested and such sample(s) are retained for 30 days only.

Attention: To check the authenticity of testing /inspection report & certificate, please contact us at telephone: (86-755) 8307 1443, or email: CN.Doccheck@sgs.com

SGS-CSTC Standards Technical Services Co., Ltd.
Shenzhen Branch Testing & Calibration Laboratory

No.1 Workshop, M-10, Middle Section, Science & Technology Park, Nanshan District, Shenzhen, Guangdong, China 518057 t (86-755) 26012053 f (86-755) 26710594 www.sgs.com.cn
中国·广东·深圳市南山区科技园中区M-10栋1号厂房 邮编: 518057 t (86-755) 26012053 f (86-755) 26710594 sgs.china@sgs.com

Test Mode: 02; Polarity: Horizontal; Modulation:802.11g; Bandwidth:20MHz; Channel:High



Site : chamber

Condition: 3m HORIZONTAL

Job No : 02816HS/02817HS

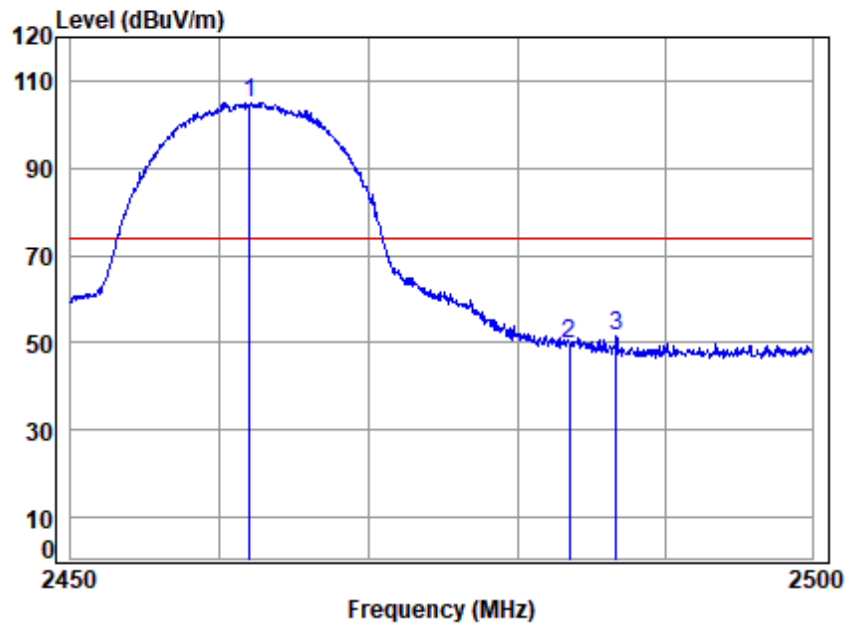
Mode : 2462 Band edge

Note : 2.4G WIFI 11G

		Cable	Ant	Preamp	Read	Limit	Over	
	Freq	Loss	Factor	Factor	Level	Level	Line	Limit Remark
	MHz	dB	dB/m	dB	dBuV	dBuV/m	dBuV/m	dB
1	2462.00	5.14	28.90	37.27	106.68	103.45	54.00	49.45 Average
2	2483.50	5.16	28.90	37.22	50.22	47.06	54.00	-6.94 Average
3	2483.79	5.16	28.90	37.22	50.14	46.98	54.00	-7.02 Average



Test Mode: 02; Polarity: Vertical; Modulation:802.11g; Bandwidth:20MHz; Channel:High

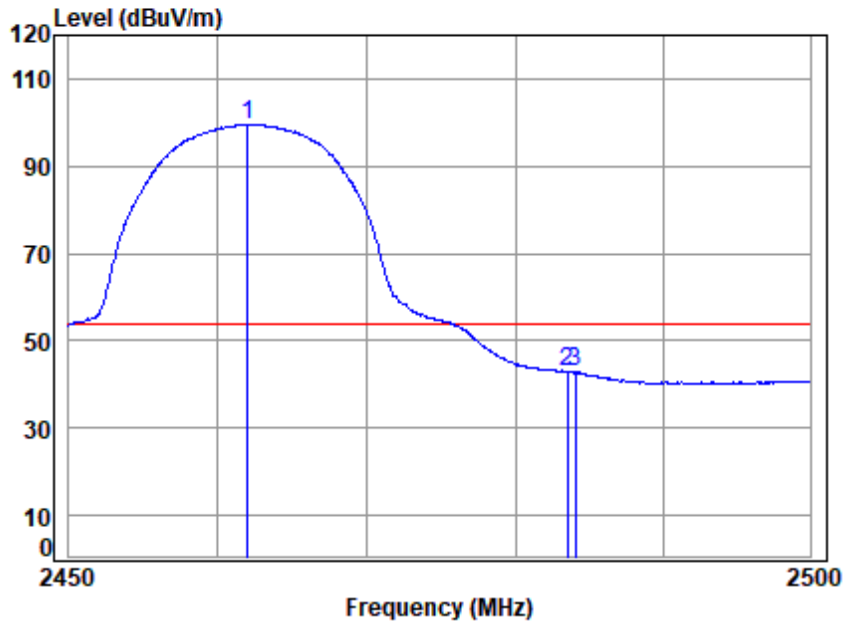


Site : chamber
Condition: 3m VERTICAL
Job No : 02816HS/02817HS
Mode : 2462 Band edge
Note : 2.4G WIFI 11G

		Cable	Ant	Preamp	Read	Limit	Over	
	Freq	Loss	Factor	Factor	Level	Level	Line	Limit Remark
	MHz	dB	dB/m	dB	dBuV	dBuV/m	dBuV/m	dB
1	2462.00	5.14	28.90	37.27	108.40	105.17	74.00	31.17 Peak
2	2483.50	5.16	28.90	37.22	52.98	49.82	74.00	-24.18 Peak
3	2486.70	5.16	28.90	37.21	54.84	51.69	74.00	-22.31 Peak



Test Mode: 02; Polarity: Vertical; Modulation:802.11g; Bandwidth:20MHz; Channel:High

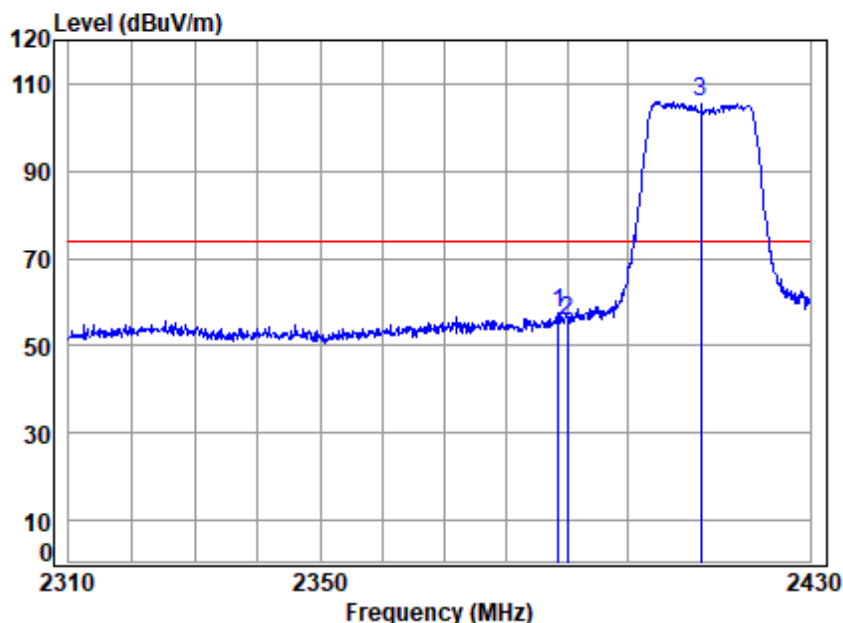


Site : chamber
Condition: 3m VERTICAL
Job No : 02816HS/02817HS
Mode : 2462 Band edge
Note : 2.4G WIFI 11G

		Cable	Ant	Preamp	Read	Limit	Over	
	Freq	Loss	Factor	Factor	Level	Level	Line	Limit Remark
	MHz	dB	dB/m	dB	dBuV	dBuV/m	dBuV/m	dB
1	2462.00	5.14	28.90	37.27	102.81	99.58	54.00	45.58 Average
2	2483.50	5.16	28.90	37.22	46.02	42.86	54.00	-11.14 Average
3	2484.04	5.16	28.90	37.22	46.07	42.91	54.00	-11.09 Average



Test Mode: 02; Polarity: Horizontal; Modulation:802.11n; Bandwidth:20MHz; Channel:Low



Site : chamber

Condition: 3m HORIZONTAL

Job No : 02816HS/02817HS

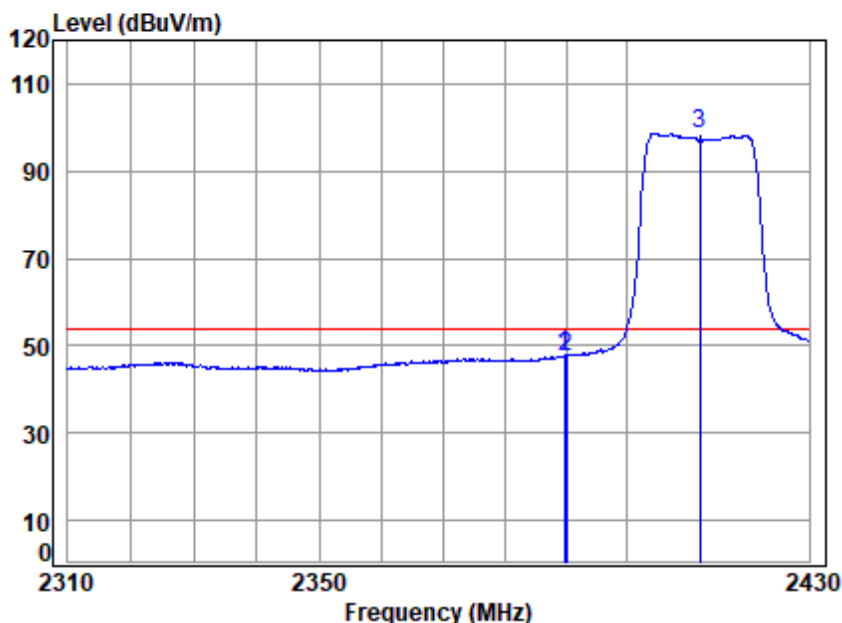
Mode : 2412 Band edge

Note : 2.4G WIFI 11N20

		Cable	Ant	Preamp	Read	Limit	Over	
	Freq	Loss	Factor	Factor	Level	Level	Line	Limit Remark
	MHz	dB	dB/m	dB	dBuV	dBuV/m	dBuV/m	dB
1	2388.64	5.07	29.10	37.44	60.82	57.55	74.00	-16.45 peak
2	2390.00	5.08	29.10	37.44	59.04	55.78	74.00	-18.22 peak
3	2412.00	5.10	29.05	37.38	109.25	106.02	74.00	32.02 peak



Test Mode: 02; Polarity: Horizontal; Modulation:802.11n; Bandwidth:20MHz; Channel:Low



Site : chamber

Condition: 3m HORIZONTAL

Job No : 02816HS/02817HS

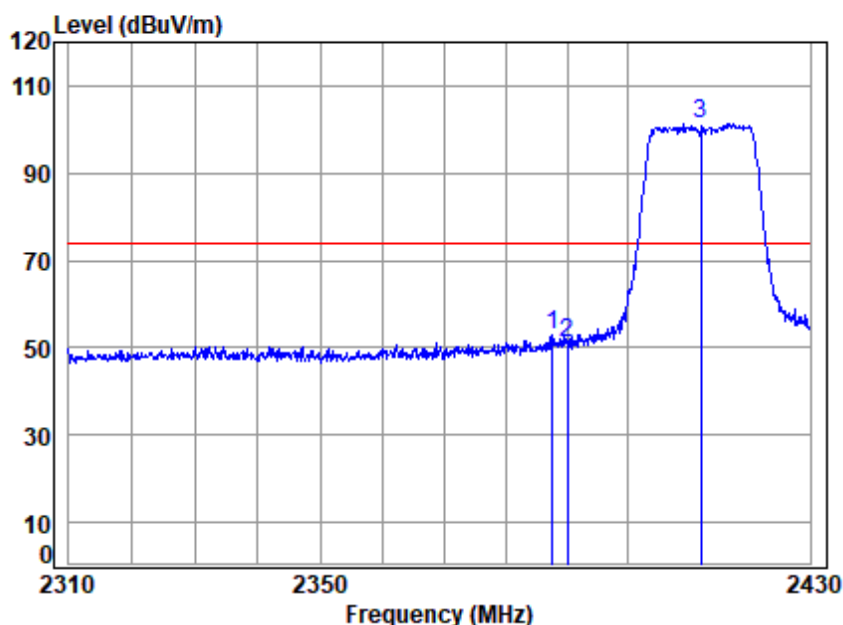
Mode : 2412 Band edge

Note : 2.4G WIFI 11N20

		Cable	Ant	Preamp	Read	Limit	Over	
	Freq	Loss	Factor	Factor	Level	Level	Line	Limit Remark
	MHz	dB	dB/m	dB	dBuV	dBuV/m	dBuV/m	dB
1	2389.73	5.08	29.10	37.44	51.18	47.92	54.00	-6.08 Average
2	2390.00	5.08	29.10	37.44	50.93	47.67	54.00	-6.33 Average
3	2412.00	5.10	29.05	37.38	101.81	98.58	54.00	44.58 Average



Test Mode: 02; Polarity: Vertical; Modulation:802.11n; Bandwidth:20MHz; Channel:Low



Site : chamber

Condition: 3m VERTICAL

Job No : 02816HS/02817HS

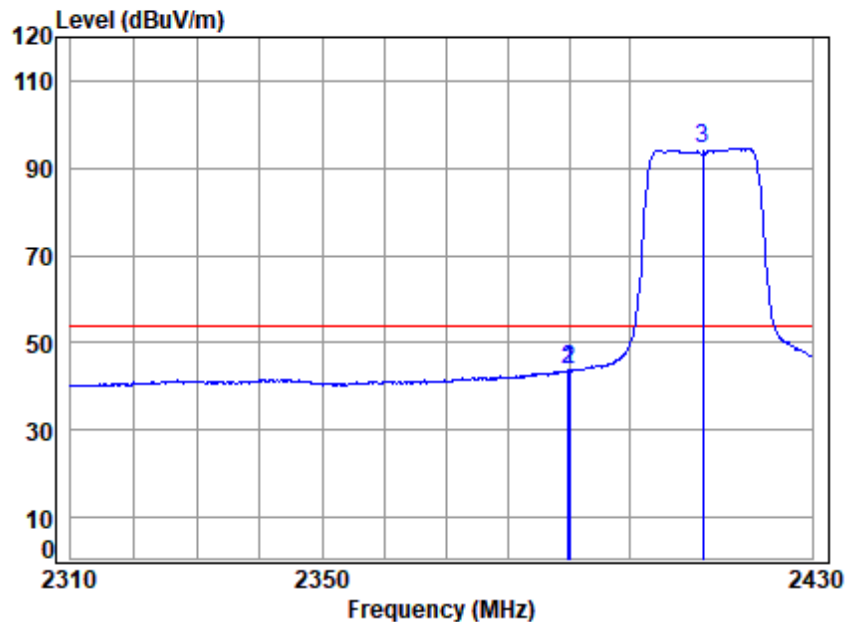
Mode : 2412 Band edge

Note : 2.4G WIFI 11N20

		Cable	Ant	Preamp	Read	Limit	Over	
	Freq	Loss	Factor	Factor	Level	Line	Limit	Remark
	MHz	dB	dB/m	dB	dBuV	dBuV/m	dBuV/m	dB
1	2387.67	5.07	29.10	37.44	56.35	53.08	74.00	-20.92 Peak
2	2390.00	5.08	29.10	37.44	54.14	50.88	74.00	-23.12 Peak
3	2412.00	5.10	29.05	37.38	104.71	101.48	74.00	27.48 Peak



Test Mode: 02; Polarity: Vertical; Modulation:802.11n; Bandwidth:20MHz; Channel:Low



Site : chamber

Condition: 3m VERTICAL

Job No : 02816HS/02817HS

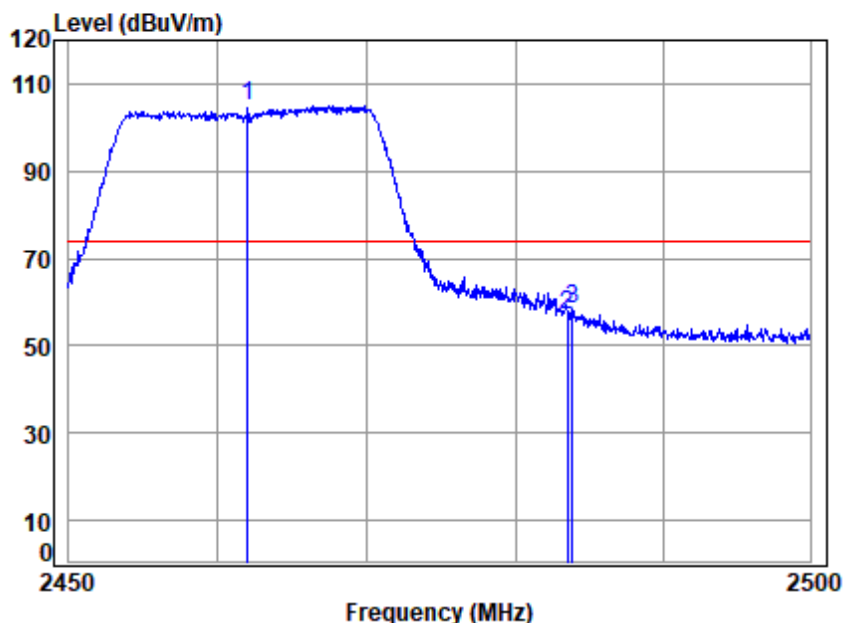
Mode : 2412 Band edge

Note : 2.4G WIFI 11N20

		Cable	Ant	Preamp	Read	Limit	Over	
	Freq	Loss	Factor	Factor	Level	Level	Line	Limit Remark
	MHz	dB	dB/m	dB	dBuV	dBuV/m	dBuV/m	dB
1	2389.85	5.08	29.10	37.44	47.02	43.76	54.00	-10.24 Average
2	2390.00	5.08	29.10	37.44	46.92	43.66	54.00	-10.34 Average
3	2412.00	5.10	29.05	37.38	97.75	94.52	54.00	40.52 Average



Test Mode: 02; Polarity: Horizontal; Modulation:802.11n; Bandwidth:20MHz; Channel:High



Site : chamber

Condition: 3m HORIZONTAL

Job No : 02816HS/02817HS

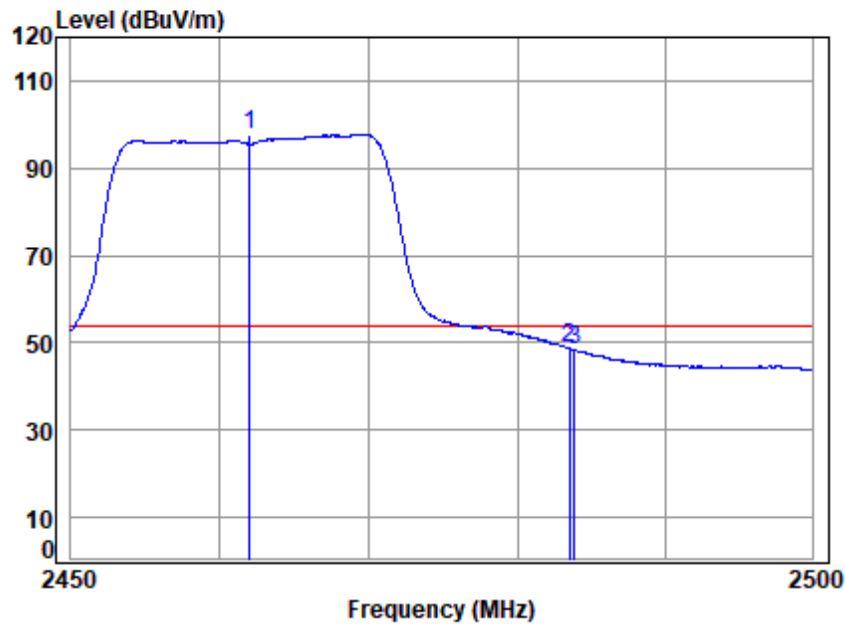
Mode : 2462 Band edge

Note : 2.4G WIFI 11N20

		Cable	Ant	Preamp	Read	Limit	Over	
	Freq	Loss	Factor	Factor	Level	Level	Line	Limit Remark
	MHz	dB	dB/m	dB	dBuV	dBuV/m	dBuV/m	dB
1	2462.00	5.14	28.90	37.27	108.36	105.13	74.00	31.13 peak
2	2483.50	5.16	28.90	37.22	60.37	57.21	74.00	-16.79 peak
3	2483.89	5.16	28.90	37.22	61.60	58.44	74.00	-15.56 peak



Test Mode: 02; Polarity: Horizontal; Modulation:802.11n; Bandwidth:20MHz; Channel:High



Site : chamber

Condition: 3m HORIZONTAL

Job No : 02816HS/02817HS

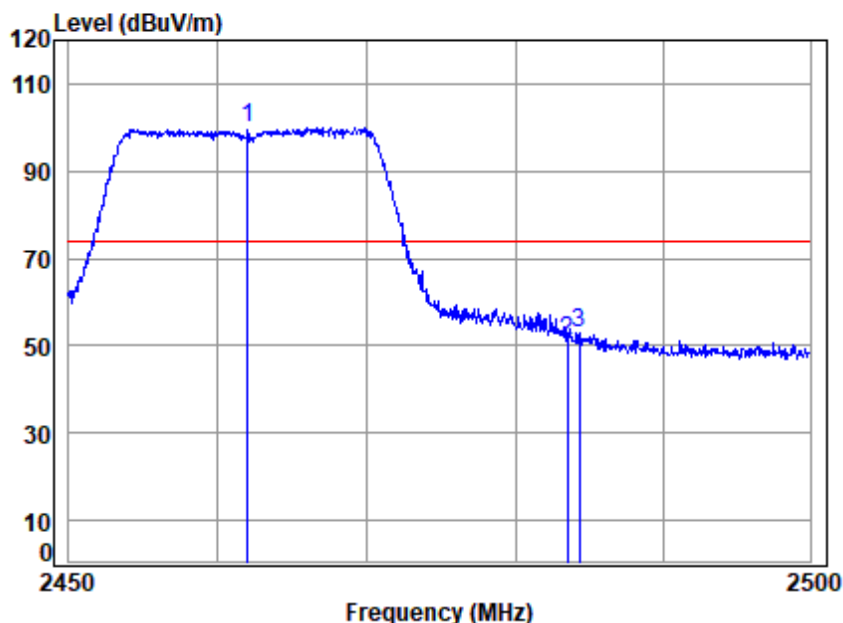
Mode : 2462 Band edge

Note : 2.4G WIFI 11N20

		Cable	Ant	Preamp	Read	Limit	Over	
	Freq	Loss	Factor	Factor	Level	Level	Line	Limit Remark
	MHz	dB	dB/m	dB	dBuV	dBuV/m	dBuV/m	dB
1	2462.00	5.14	28.90	37.27	101.04	97.81	54.00	43.81 Average
2	2483.50	5.16	28.90	37.22	51.82	48.66	54.00	-5.34 Average
3	2483.89	5.16	28.90	37.22	51.54	48.38	54.00	-5.62 Average



Test Mode: 02; Polarity: Vertical; Modulation:802.11n; Bandwidth:20MHz; Channel:High



Site : chamber

Condition: 3m VERTICAL

Job No : 02816HS/02817HS

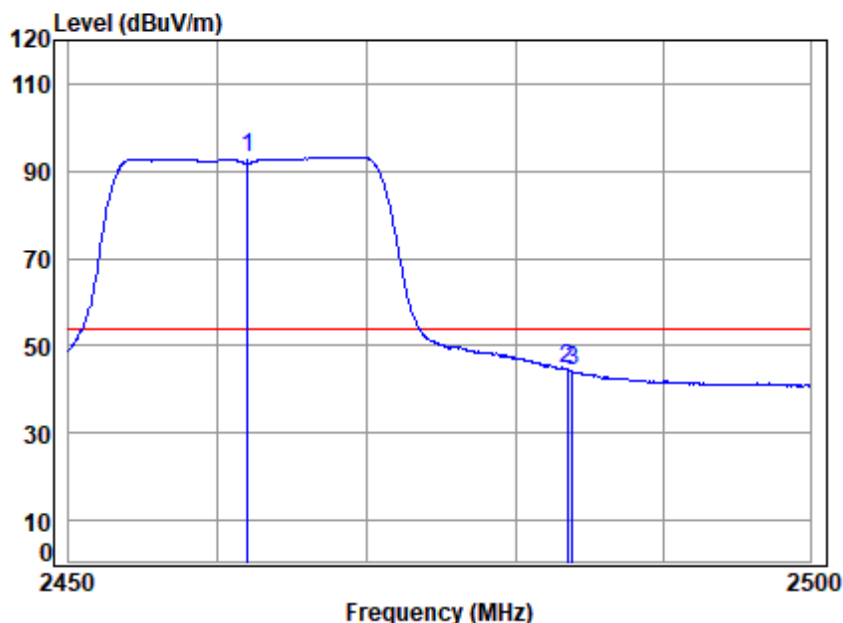
Mode : 2462 Band edge

Note : 2.4G WIFI 11N20

		Cable	Ant	Preamp	Read	Limit	Over	
	Freq	Loss	Factor	Factor	Level	Level	Line	Limit Remark
	MHz	dB	dB/m	dB	dBuV	dBuV/m	dBuV/m	dB
1	2462.00	5.14	28.90	37.27	103.23	100.00	74.00	26.00 Peak
2	2483.50	5.16	28.90	37.22	54.28	51.12	74.00	-22.88 Peak
3	2484.34	5.16	28.90	37.21	56.18	53.03	74.00	-20.97 Peak



Test Mode: 02; Polarity: Vertical; Modulation:802.11n; Bandwidth:20MHz; Channel:High



Site : chamber

Condition: 3m VERTICAL

Job No : 02816HS/02817HS

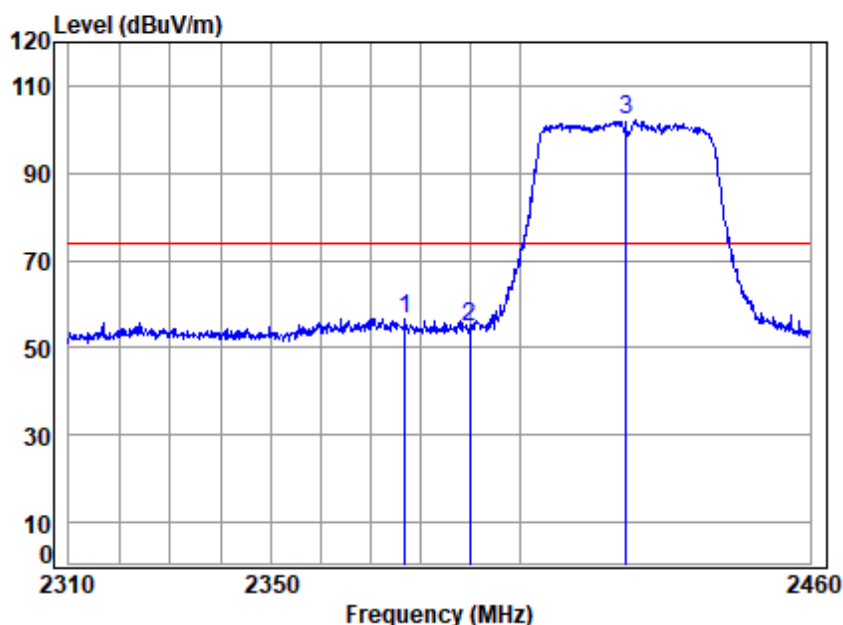
Mode : 2462 Band edge

Note : 2.4G WIFI 11N20

		Cable	Ant	Preamp	Read	Limit	Over	
	Freq	Loss	Factor	Factor	Level	Level	Line	Limit Remark
	MHz	dB	dB/m	dB	dBuV	dBuV/m	dBuV/m	dB
1	2462.00	5.14	28.90	37.27	96.48	93.25	54.00	39.25 Average
2	2483.50	5.16	28.90	37.22	47.66	44.50	54.00	-9.50 Average
3	2483.84	5.16	28.90	37.22	47.22	44.06	54.00	-9.94 Average



Test Mode: 02; Polarity: Horizontal; Modulation:802.11n; Bandwidth:40MHz; Channel:Low



Site : chamber

Condition: 3m HORIZONTAL

Job No : 02816HS/02817HS

Mode : 2422 Band edge

Note : 2.4G WIFI 11N40

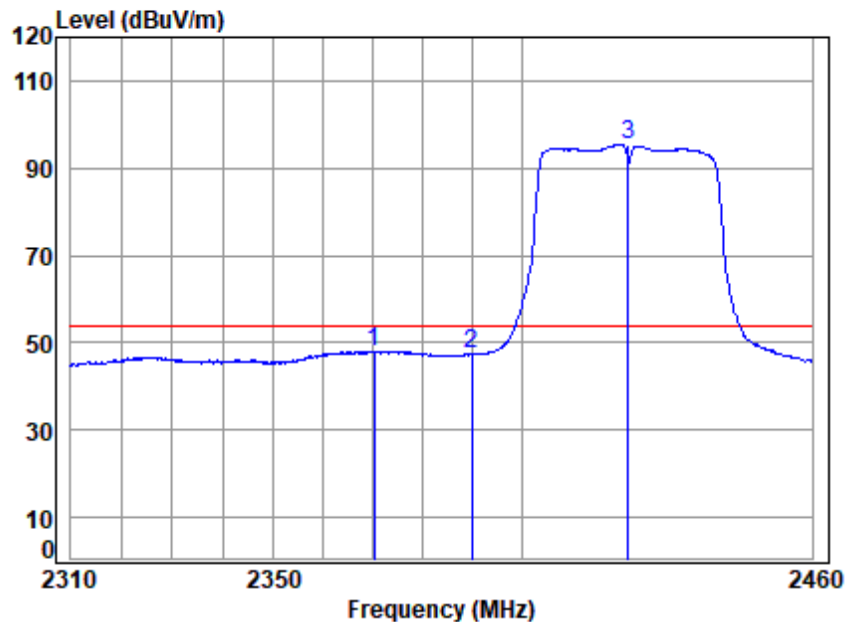
		Cable	Ant	Preamp	Read	Limit	Over	
	Freq	Loss	Factor	Factor	Level	Level	Line	Limit Remark
	MHz	dB	dB/m	dB	dBuV	dBuV/m	dBuV/m	dB
1	2376.93	5.06	29.10	37.47	60.09	56.78	74.00	-17.22 peak
2	2390.00	5.08	29.10	37.44	57.92	54.66	74.00	-19.34 peak
3	2422.00	5.10	29.01	37.36	105.46	102.21	74.00	28.21 peak



Unless otherwise agreed in writing, this document is issued by the Company subject to its General Conditions of Service printed overleaf, available on request or accessible at <https://www.sgs.com/en/Terms-and-Conditions>. Attention is drawn to the limitation of liability, indemnification and jurisdiction issues defined therein. Any holder of this document is advised that information contained hereon reflects the Company's findings at the time of its intervention only and within the limits of Client's instructions, if any. The Company's sole responsibility is to its Client and this document does not exonerate parties to a transaction from exercising all their rights and obligations under the transaction documents. This document cannot be reproduced except in full, without prior written approval of the Company. Any unauthorized alteration, forgery or falsification of the content or appearance of this document is unlawful and offenders may be prosecuted to the fullest extent of the law. Unless otherwise stated the results shown in this test report refer only to the sample(s) tested and such sample(s) are retained for 30 days only.

Attention: To check the authenticity of testing /inspection report & certificate, please contact us at telephone: (86-755) 8307 1443, or email: CN.Doccheck@sgs.com

Test Mode: 02; Polarity: Horizontal; Modulation:802.11n; Bandwidth:40MHz; Channel:Low



Site : chamber

Condition: 3m HORIZONTAL

Job No : 02816HS/02817HS

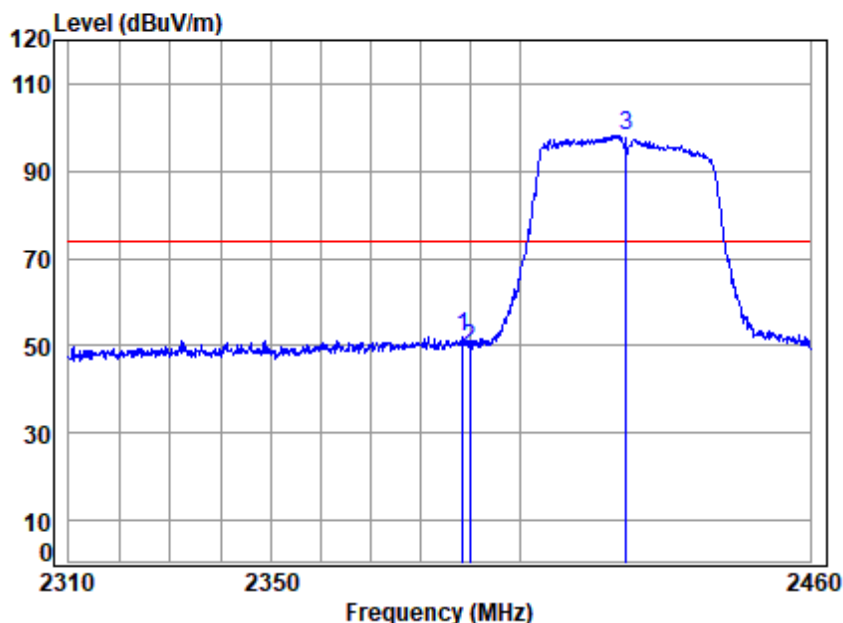
Mode : 2422 Band edge

Note : 2.4G WIFI 11N40

		Cable	Ant	Preamp	Read	Limit	Over	
	Freq	Loss	Factor	Factor	Level	Level	Line	Limit Remark
	MHz	dB	dB/m	dB	dBuV	dBuV/m	dBuV/m	dB
1	2370.21	5.06	29.10	37.48	51.34	48.02	54.00	-5.98 Average
2	2390.00	5.08	29.10	37.44	50.82	47.56	54.00	-6.44 Average
3	2422.00	5.10	29.01	37.36	98.62	95.37	54.00	41.37 Average



Test Mode: 02; Polarity: Vertical; Modulation:802.11n; Bandwidth:40MHz; Channel:Low



Site : chamber

Condition: 3m VERTICAL

Job No : 02816HS/02817HS

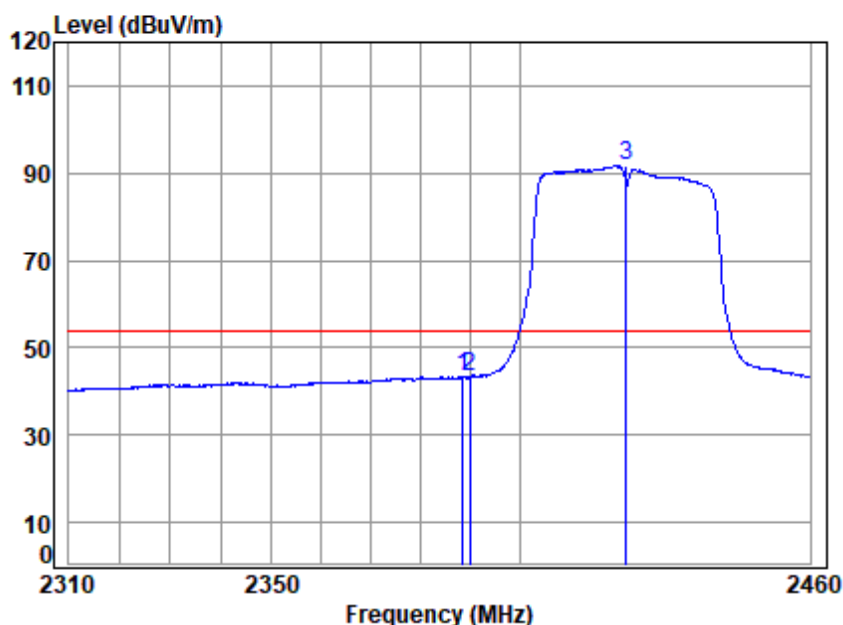
Mode : 2422 Band edge

Note : 2.4G WIFI 11N40

		Cable	Ant	Preamp	Read	Limit	Over	
	Freq	Loss	Factor	Factor	Level	Level	Line	Limit Remark
	MHz	dB	dB/m	dB	dBuV	dBuV/m	dBuV/m	dB
1	2388.47	5.07	29.10	37.44	55.32	52.05	74.00	-21.95 Peak
2	2390.00	5.08	29.10	37.44	52.35	49.09	74.00	-24.91 Peak
3	2422.00	5.10	29.01	37.36	101.47	98.22	74.00	24.22 Peak



Test Mode: 02; Polarity: Vertical; Modulation:802.11n; Bandwidth:40MHz; Channel:Low



Site : chamber

Condition: 3m VERTICAL

Job No : 02816HS/02817HS

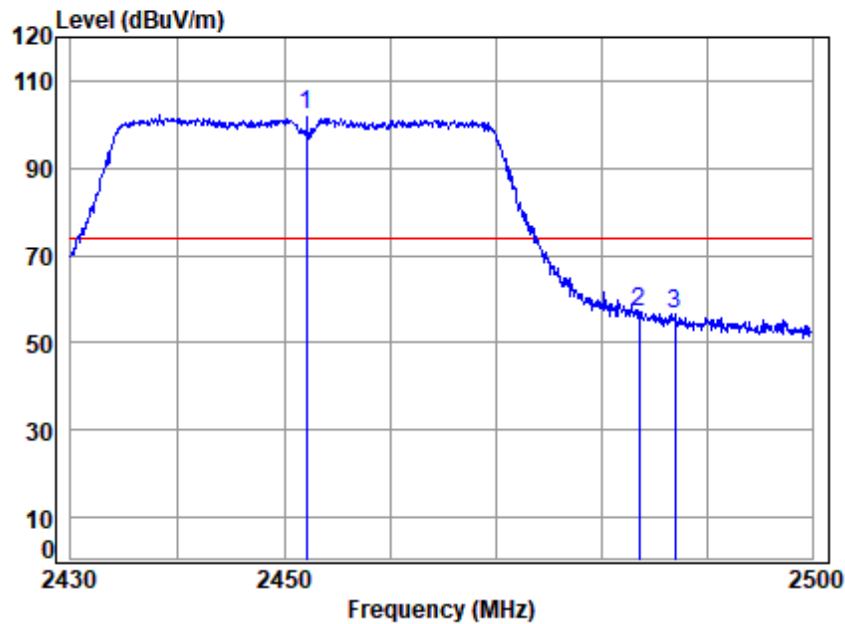
Mode : 2422 Band edge

Note : 2.4G WIFI 11N40

		Cable	Ant	Preamp	Read	Limit	Over	
	Freq	Loss	Factor	Factor	Level	Level	Line	Limit Remark
	MHz	dB	dB/m	dB	dBuV	dBuV/m	dBuV/m	dB
1	2388.47	5.07	29.10	37.44	46.73	43.46	54.00	-10.54 Average
2	2390.00	5.08	29.10	37.44	46.46	43.20	54.00	-10.80 Average
3	2422.00	5.10	29.01	37.36	94.90	91.65	54.00	37.65 Average



Test Mode: 02; Polarity: Horizontal; Modulation: 802.11n; Bandwidth: 40MHz; Channel: High



Site : chamber

Condition: 3m HORIZONTAL

Job No : 02816HS/02817HS

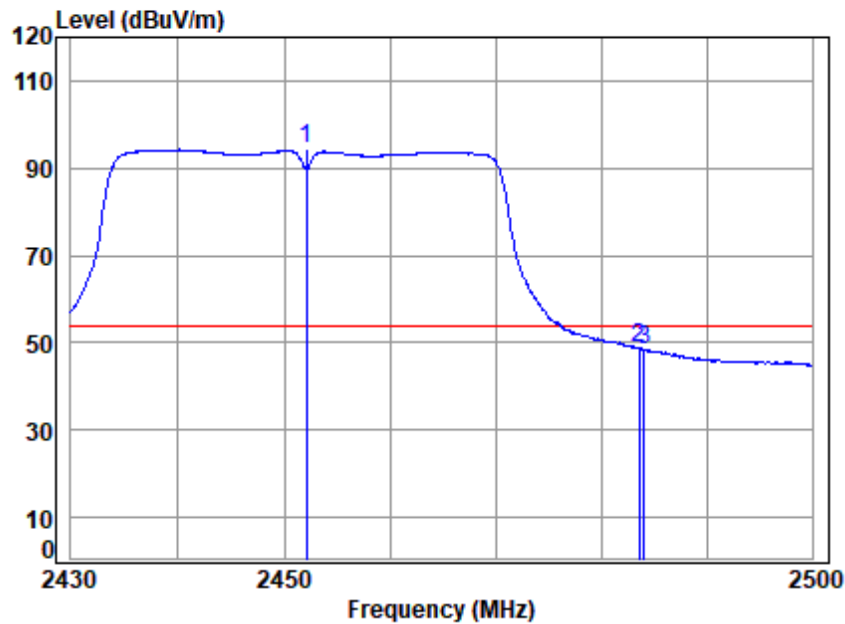
Mode : 2452 Band edge

Note : 2.4G WIFI 11N40

		Cable	Ant	Preamp	Read	Limit	Over	
	Freq	Loss	Factor	Factor	Level	Level	Line	Limit Remark
	MHz	dB	dB/m	dB	dBuV	dBuV/m	dBuV/m	dB
1	2452.00	5.13	28.90	37.29	105.29	102.03	74.00	28.03 peak
2	2483.50	5.16	28.90	37.22	60.28	57.12	74.00	-16.88 peak
3	2486.90	5.16	28.90	37.21	59.94	56.79	74.00	-17.21 peak



Test Mode: 02; Polarity: Horizontal; Modulation:802.11n; Bandwidth:40MHz; Channel:High



Site : chamber

Condition: 3m HORIZONTAL

Job No : 02816HS/02817HS

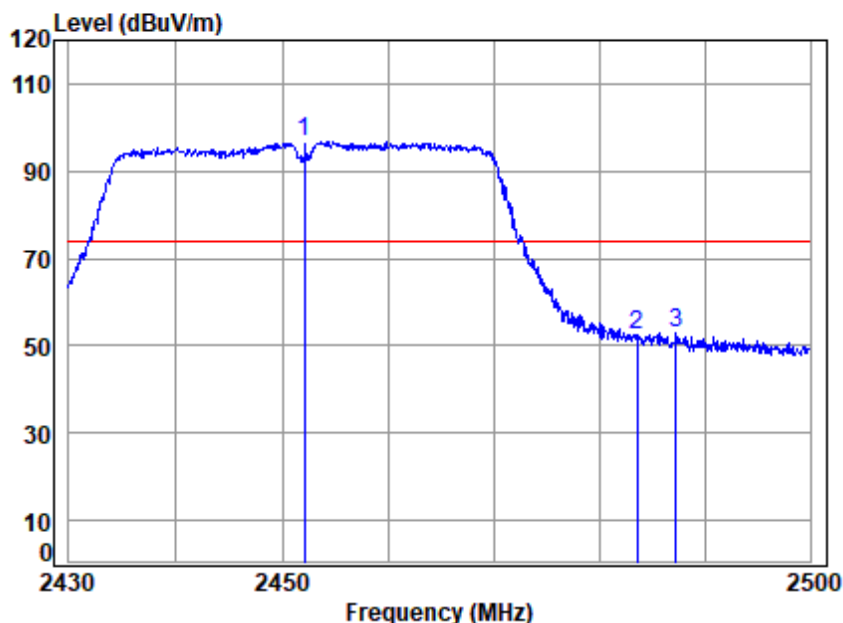
Mode : 2452 Band edge

Note : 2.4G WIFI 11N40

		Cable	Ant	Preamp	Read	Limit	Over	
	Freq	Loss	Factor	Factor	Level	Level	Line	Limit Remark
	MHz	dB	dB/m	dB	dBuV	dBuV/m	dBuV/m	dB
1	2452.00	5.13	28.90	37.29	97.50	94.24	54.00	40.24 Average
2	2483.50	5.16	28.90	37.22	51.81	48.65	54.00	-5.35 Average
3	2483.94	5.16	28.90	37.22	51.75	48.59	54.00	-5.41 Average



Test Mode: 02; Polarity: Vertical; Modulation:802.11n; Bandwidth:40MHz; Channel:High



Site : chamber

Condition: 3m VERTICAL

Job No : 02816HS/02817HS

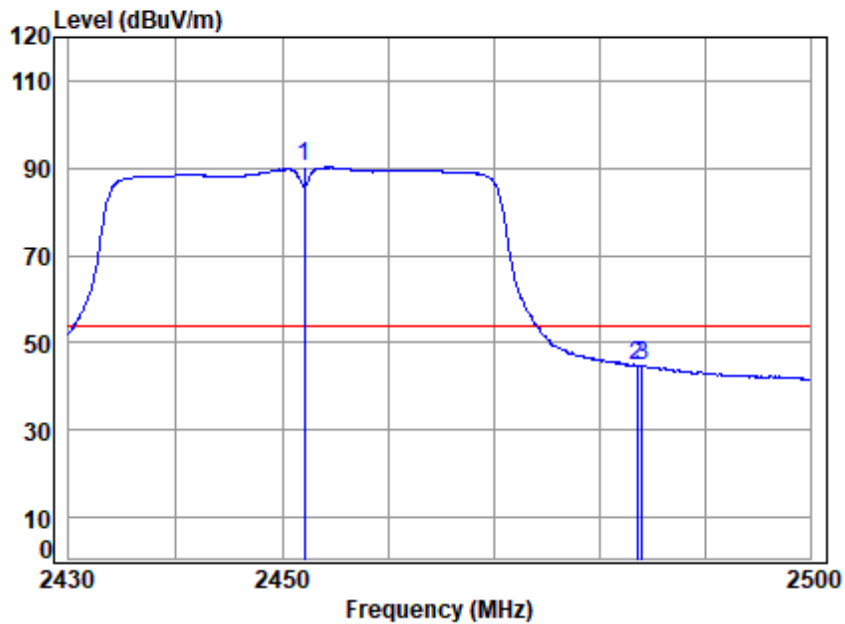
Mode : 2452 Band edge

Note : 2.4G WIFI 11N40

		Cable	Ant	Preamp	Read	Limit	Over	
	Freq	Loss	Factor	Factor	Level	Level	Line	Limit Remark
	MHz	dB	dB/m	dB	dBuV	dBuV/m	dBuV/m	dB
1	2452.00	5.13	28.90	37.29	100.13	96.87	74.00	22.87 Peak
2	2483.50	5.16	28.90	37.22	55.42	52.26	74.00	-21.74 Peak
3	2487.18	5.16	28.90	37.21	56.00	52.85	74.00	-21.15 Peak



Test Mode: 02; Polarity: Vertical; Modulation:802.11n; Bandwidth:40MHz; Channel:High



Site : chamber

Condition: 3m VERTICAL

Job No : 02816HS/02817HS

Mode : 2452 Band edge

Note : 2.4G WIFI 11N40

		Cable	Ant	Preamp	Read	Limit	Over	
	Freq	Loss	Factor	Factor	Level	Level	Line	Limit Remark
	MHz	dB	dB/m	dB	dBuV	dBuV/m	dBuV/m	dB
1	2452.00	5.13	28.90	37.29	93.43	90.17	54.00	36.17 Average
2	2483.50	5.16	28.90	37.22	47.88	44.72	54.00	-9.28 Average
3	2483.94	5.16	28.90	37.22	47.88	44.72	54.00	-9.28 Average



7.3 Radiated Spurious Emissions Below 1GHz

Test Requirement 47 CFR Part 15, Subpart C 15.205 & 15.209

Test Method: ANSI C63.10 (2013) Section 6.4,6.5

Measurement Distance: 3m

Limit:

Frequency(MHz)	Field strength(microvolts/meter)	Measurement distance(meters)
0.009-0.490	2400/F(kHz)	300
0.490-1.705	24000/F(kHz)	30
1.705-30.0	30	30
30-88	100	3
88-216	150	3
216-960	200	3
960-1000	500	3

7.3.1 E.U.T. Operation

Operating Environment:

Temperature: 23.5 °C

Humidity: 51.2 % RH

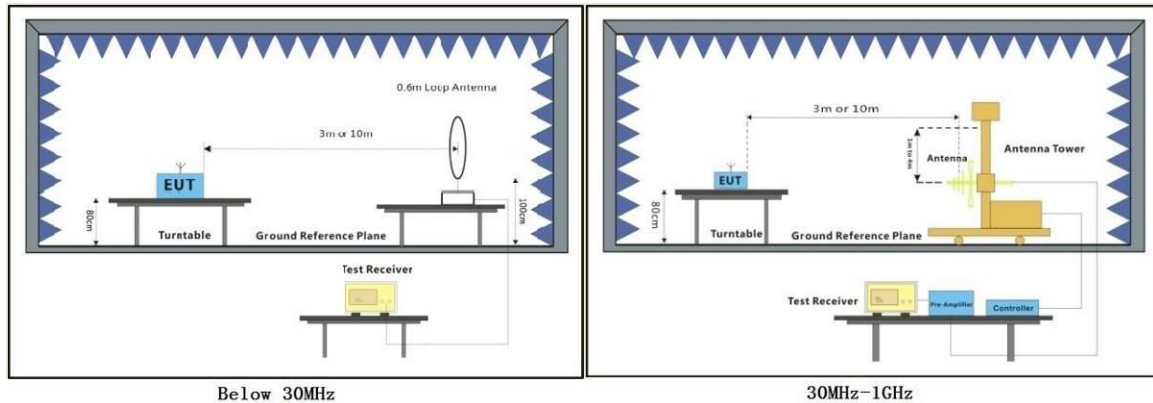
Atmospheric Pressure: 1020 mbar

7.3.2 Test Mode Description

Pre-scan / Final test	Mode Code	Description
Final test	02	TX mode_Keep the EUT in continuously transmitting mode with all modulation types. All data rates for each modulation type have been tested and found the data rate @ 1Mbps is the worst case of IEEE 802.11b; data rate @ 6Mbps is the worst case of IEEE 802.11g; data rate @ 6.5Mbps is the worst case of IEEE 802.11n(HT20); data rate @ 13.5Mbps is the worst case of IEEE 802.11n(HT40), final test modes are considering the modulation and worse data rates. Only the data of worst case is recorded in the report.



7.3.3 Test Setup Diagram



7.3.4 Measurement Procedure and Data

- For below 1GHz, the EUT was placed on the top of a rotating table 0.8 meters above the ground at a 3 or 10 meter semi-anechoic chamber. The table was rotated 360 degrees to determine the position of the highest radiation.
- The EUT was set 3 or 10 meters away from the interference-receiving antenna, which was mounted on the top of a variable-height antenna tower.
- The antenna height is varied from one meter to four meters above the ground to determine the maximum value of the field strength. Both horizontal and vertical polarizations of the antenna are set to make the measurement.
- For each suspected emission, the EUT was arranged to its worst case and then the antenna was tuned to heights from 1 meter to 4 meters (for the test frequency of below 30MHz, the antenna was tuned to heights 1 meter) and the rotatable table was turned from 0 degrees to 360 degrees to find the maximum reading.
- The test-receiver system was set to Peak Detect Function and Specified Bandwidth with Maximum Hold Mode.
- If the emission level of the EUT in peak mode was 10dB lower than the limit specified, then testing could be stopped and the peak values of the EUT would be reported. Otherwise the emissions that did not have 10dB margin would be re-tested one by one using quasi-peak method as specified and then reported in a data sheet.
- Test the EUT in the lowest channel, the middle channel, the Highest channel.
- The radiation measurements are performed in X, Y, Z axis positioning for Transmitting mode, and found the X axis positioning which it is the worst case.
- Repeat above procedures until all frequencies measured was complete.

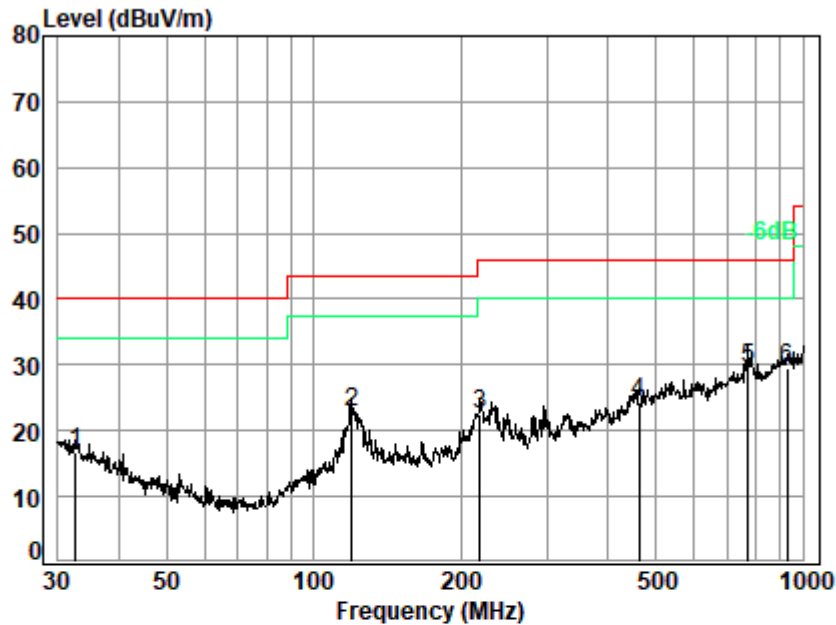
Remark:

- Level= Read Level+ Cable Loss+ Antenna Factor- Preamp Factor
- Scan from 9kHz to 30MHz, the disturbance below 30MHz was very low. The points marked on above plots are the highest emissions could be found when testing, so only above points had been displayed. The amplitude of spurious emissions from the radiator which are attenuated more than 20dB below the limit need not be reported.



Adapter 2:

Test Mode: 02; Polarity: Horizontal

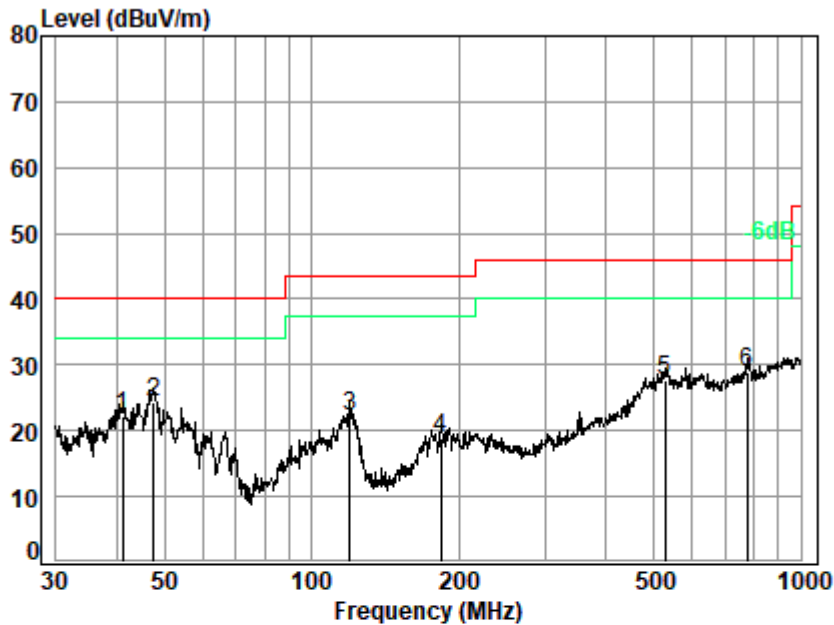


Site : chamber
Condition: 3m HORIZONTAL
Job No. : 02816HS/02817HS
Test Mode: 02

	Ant	Cable	Preamp	Read		Limit	Over	
	Freq	Factor	Loss	Factor	Level	Level	Line	Limit Remark
	MHz	dB/m	dB	dB	dBuV	dBuV/m	dBuV/m	dB
1	32.520	20.07	0.70	27.78	23.59	16.58	40.00	-23.42 QP
2	119.436	11.12	1.36	27.51	38.00	22.97	43.50	-20.53 QP
3	219.075	15.09	1.86	27.09	32.74	22.60	46.00	-23.40 QP
4	462.346	21.56	2.80	27.41	27.49	24.44	46.00	-21.56 QP
5	771.449	26.76	3.77	27.55	26.63	29.61	46.00	-16.39 QP
6 q	929.008	28.16	4.20	26.56	23.84	29.64	46.00	-16.36 QP



Test Mode: 02; Polarity: Vertical



Site : chamber
Condition: 3m VERTICAL
Job No. : 02816HS/02817HS
Test Mode: 02

	Ant Freq	Cable Factor	Preamp Loss	Read Level	Limit Level	Over Line	Remark
	MHz	dB/m	dB	dBuV	dBuV/m	dBuV/m	dB
1	40.988	15.91	0.79	27.76	33.32	22.26	40.00 -17.74 QP
2 q	47.492	13.47	0.84	27.74	37.77	24.34	40.00 -15.66 QP
3	119.436	11.12	1.36	27.51	37.27	22.24	43.50 -21.26 QP
4	183.844	14.22	1.69	27.24	30.30	18.97	43.50 -24.53 QP
5	528.246	23.26	3.02	27.68	29.03	27.63	46.00 -18.37 QP
6	776.878	26.93	3.79	27.54	25.71	28.89	46.00 -17.11 QP



SGS-CSTC Standards Technical Services Co., Ltd. Shenzhen Branch

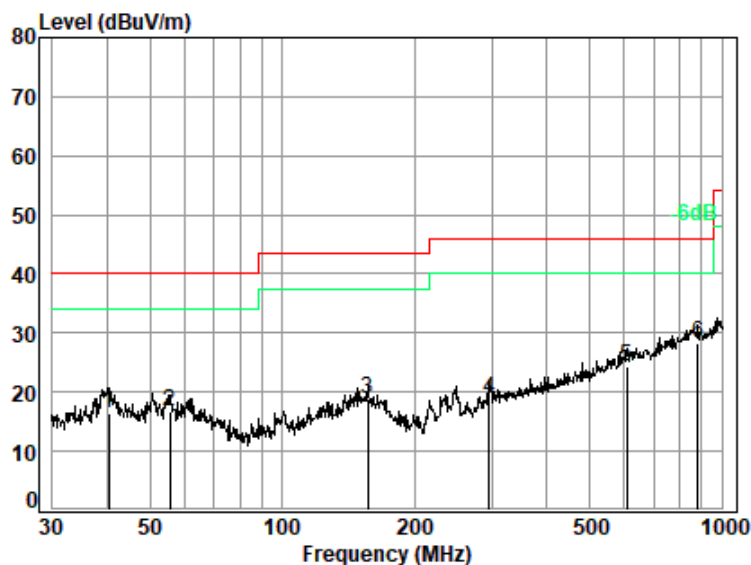
SZEMC-TRF-01 Rev. A/1

Report No.: SZCR240700281603

Page: 56 of 138

Adapter 1:

Test Mode: 02; Polarity: Horizontal



Site : chamber
Condition: 3m HORIZONTAL
Job No : 02816HS/02817HS
Mode : 02

	Freq	Cable Loss	Ant Factor	Preamp Factor	Read Level	Level	Limit Line	Over Limit	Remark
	MHz	dB	dB/m	dB	dBuV	dBuV/m	dBuV/m	dB	
1	40.28	0.75	16.28	27.71	27.25	16.57	40.00	-23.43	QP
2	55.41	0.88	11.91	27.67	31.47	16.59	40.00	-23.41	QP
3	156.46	1.54	13.60	27.32	31.08	18.90	43.50	-24.60	QP
4	296.18	2.16	17.57	26.90	26.07	18.90	46.00	-27.10	QP
5	607.79	3.24	24.61	28.20	24.72	24.37	46.00	-21.63	QP
6	881.41	4.04	27.76	27.19	23.70	28.31	46.00	-17.69	QP



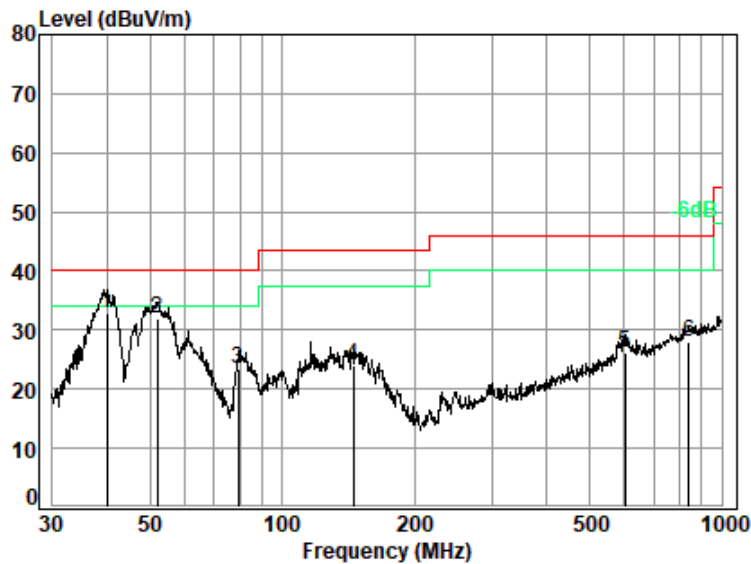
SGS-CSTC Standards Technical Services Co., Ltd.
Shenzhen Branch (SZEMC) Laboratory

Unless otherwise agreed in writing, this document is issued by the Company subject to its General Conditions of Service printed overleaf, available on request or accessible at <https://www.sgs.com/en/Terms-and-Conditions>. Attention is drawn to the limitation of liability, indemnification and jurisdiction issues defined therein. Any holder of this document is advised that information contained hereon reflects the Company's findings at the time of its intervention only and within the limits of Client's instructions, if any. The Company's sole responsibility is to its Client and this document does not exonerate parties to a transaction from exercising all their rights and obligations under the transaction documents. This document cannot be reproduced except in full, without prior written approval of the Company. Any unauthorized alteration, forgery or falsification of the content or appearance of this document is unlawful and offenders may be prosecuted to the fullest extent of the law. Unless otherwise stated the results shown in this test report refer only to the sample(s) tested and such sample(s) are retained for 30 days only.

Attention: To check the authenticity of testing / inspection report & certificate, please contact us at telephone: (86-755) 8307 1443, or email: CN.Doccheck@sgs.com

No.1 Workshop, M-10, Middle Section, Science & Technology Park, Nanshan District, Shenzhen, Guangdong, China 518057 t (86-755) 26012053 f (86-755) 26710594 www.sgs.com.cn
中国·广东·深圳市南山区科技园中区M-10栋1号厂房 邮编: 518057 t (86-755) 26012053 f (86-755) 26710594 sgs.china@sgs.com

Test Mode: 02; Polarity: Vertical



Site : chamber
Condition: 3m VERTICAL
Job No : 02816HS/02817HS
Mode : 02

	Freq	Cable Loss	Ant Factor	Preamp Factor	Read Level	Level	Limit Line	Over Limit	Remark
	MHz	dB	dB/m	dB	dBuV	dBuV/m	dBuV/m	dB	
1	39.85	0.75	16.48	27.71	43.32	32.84	40.00	-7.16	QP
2	52.03	0.85	12.46	27.68	46.16	31.79	40.00	-8.21	QP
3	79.24	1.06	10.42	27.64	39.59	23.43	40.00	-16.57	QP
4	145.35	1.48	12.47	27.36	37.33	23.92	43.50	-19.58	QP
5	601.43	3.21	24.43	28.22	26.64	26.06	46.00	-19.94	QP
6	842.13	3.94	26.58	27.39	24.74	27.87	46.00	-18.13	QP



7.4 Radiated Spurious Emissions Above 1GHz

Test Requirement 47 CFR Part 15, Subpart C 15.205 & 15.209

Test Method: ANSI C63.10 (2013) Section 6.6

Measurement Distance: 3m

Limit:

Frequency(MHz)	Field strength(microvolts/meter)	Measurement distance(meters)
Above 1000	500	3

7.4.1 E.U.T. Operation

Operating Environment:

Temperature: 21.4 °C

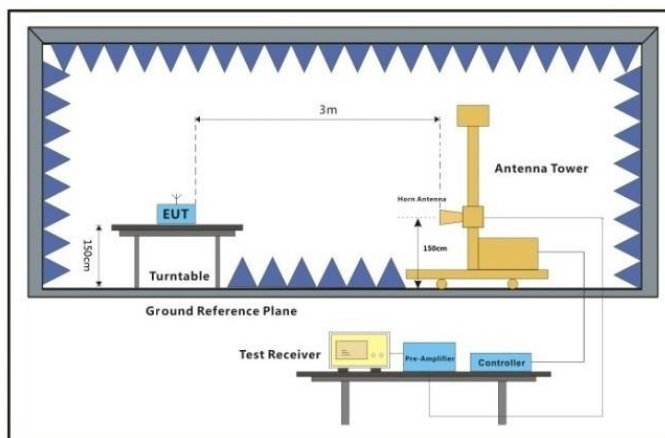
Humidity: 63.2 % RH

Atmospheric Pressure: 1020 mbar

7.4.2 Test Mode Description

Pre-scan / Final test	Mode Code	Description
Final test	02	TX mode_Keep the EUT in continuously transmitting mode with all modulation types. All data rates for each modulation type have been tested and found the data rate @ 1Mbps is the worst case of IEEE 802.11b; data rate @ 6Mbps is the worst case of IEEE 802.11g; data rate @ 6.5Mbps is the worst case of IEEE 802.11n(HT20); data rate @ 13.5Mbps is the worst case of IEEE 802.11n(HT40), final test modes are considering the modulation and worse data rates. Only the data of worst case is recorded in the report.

7.4.3 Test Setup Diagram



Above 1GHz



7.4.4 Measurement Procedure and Data

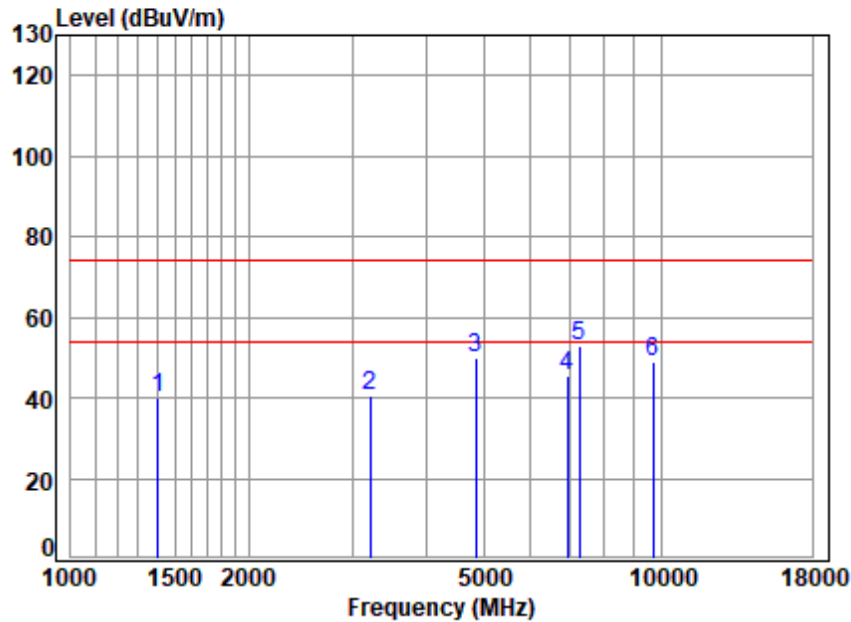
- a. For above 1GHz, the EUT was placed on the top of a rotating table 1.5 meters above the ground at a 3 meter fully-anechoic chamber. The table was rotated 360 degrees to determine the position of the highest radiation.
- b. The EUT was set 3 meters away from the interference-receiving antenna, which was mounted on the top of a variable-height antenna tower.
- c. The antenna height is varied from one meter to four meters above the ground to determine the maximum value of the field strength. Both horizontal and vertical polarizations of the antenna are set to make the measurement.
- d. For each suspected emission, the EUT was arranged to its worst case and then the antenna was tuned to heights from 1 meter to 4 meters (for the test frequency of below 30MHz, the antenna was tuned to heights 1 meter) and the rotatable table was turned from 0 degrees to 360 degrees to find the maximum reading.
- e. The test-receiver system was set to Peak Detect Function and Specified Bandwidth with Maximum Hold Mode.
- f. If the emission level of the EUT in peak mode was 10dB lower than the limit specified, then testing could be stopped and the peak values of the EUT would be reported. Otherwise the emissions that did not have 10dB margin would be re-tested one by one using peak or average method as specified and then reported in a data sheet.
- g. Test the EUT in the lowest channel, the middle channel, the Highest channel.
- h. The radiation measurements are performed in X, Y, Z axis positioning for Transmitting mode, and found the X axis positioning which it is the worst case.
- i. Repeat above procedures until all frequencies measured was complete.

Remark:

1. Level= Read Level+ Cable Loss+ Antenna Factor- Preamp Factor
2. Scan from 1GHz to 25GHz, the disturbance above 18GHz was very low. The points marked on above plots are the highest emissions could be found when testing, so only above points had been displayed. The amplitude of spurious emissions from the radiator which are attenuated more than 20dB below the limit need not be reported.
3. As shown in this section, for frequencies above 1GHz, the field strength limits are based on average limits. However, the peak field strength of any emission shall not exceed the maximum permitted average limits specified above by more than 20 dB under any condition of modulation. For the emissions whose peak level is lower than the average limit, only the peak measurement is shown in the report.



Test Mode: 02; Polarity: Horizontal; Modulation:802.11b; Bandwidth:20MHz; Channel:Low



Site : chamber

Condition: 3m HORIZONTAL

Job No : 02816HS/02817HS

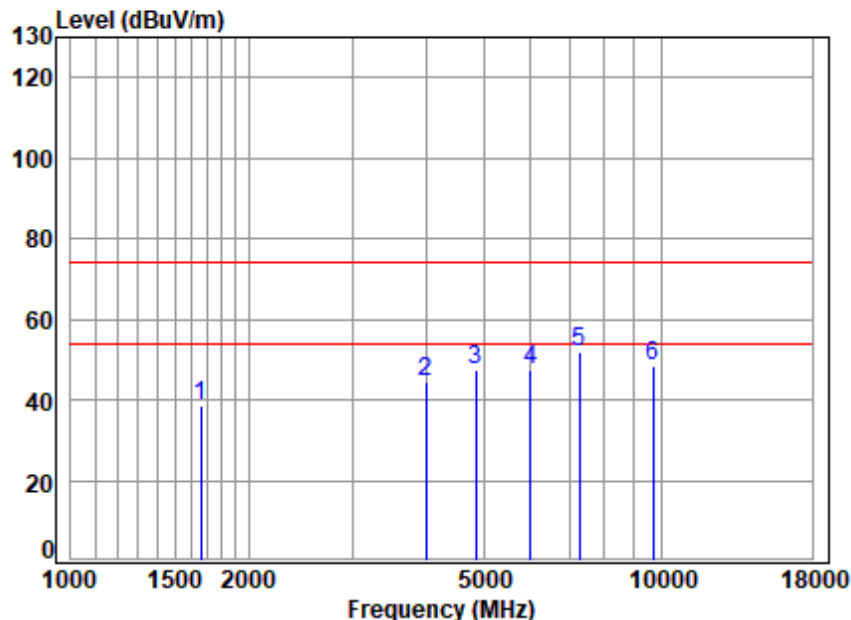
Mode : 2412 TX RSE

Note : 2.4G WIFI 11B

		Cable	Ant	Preamp	Read	Limit	Over	
	Freq	Loss	Factor	Factor	Level	Level	Line	Limit Remark
	MHz	dB	dB/m	dB	dBuV	dBuV/m	dBuV/m	dB
1	1406.44	3.92	24.70	38.37	50.03	40.28	74.00	-33.72 peak
2	3214.62	5.87	32.66	36.13	37.91	40.31	74.00	-33.69 peak
3	4844.00	7.34	34.48	35.49	43.76	50.09	74.00	-23.91 peak
4	6934.78	8.87	35.74	35.53	36.60	45.68	74.00	-28.32 peak
5	7266.00	9.25	35.70	35.85	43.69	52.79	74.00	-21.21 peak
6	9688.00	12.42	37.50	37.44	36.35	48.83	74.00	-25.17 peak



Test Mode: 02; Polarity: Vertical; Modulation:802.11b; Bandwidth:20MHz; Channel:Low



Site : chamber

Condition: 3m VERTICAL

Job No : 02816HS/02817HS

Mode : 2412 TX RSE

Note : 2.4G WIFI 11B

	Freq	Cable Loss	Ant Factor	Preamp Factor	Read Level	Level	Limit Line	Over Limit	Remark
	MHz	dB	dB/m	dB	dBuV	dBuV/m	dBuV/m	dB	
1	1663.14	4.28	26.27	38.41	46.20	38.34	74.00	-35.66	peak
2	3992.78	6.77	33.07	36.10	40.56	44.30	74.00	-29.70	peak
3	4844.00	7.34	34.48	35.49	40.97	47.30	74.00	-26.70	peak
4	6001.63	8.17	34.90	34.90	39.08	47.25	74.00	-26.75	peak
5	7266.00	9.25	35.70	35.85	42.72	51.82	74.00	-22.18	peak
6	9688.00	12.42	37.50	37.44	35.92	48.40	74.00	-25.60	peak



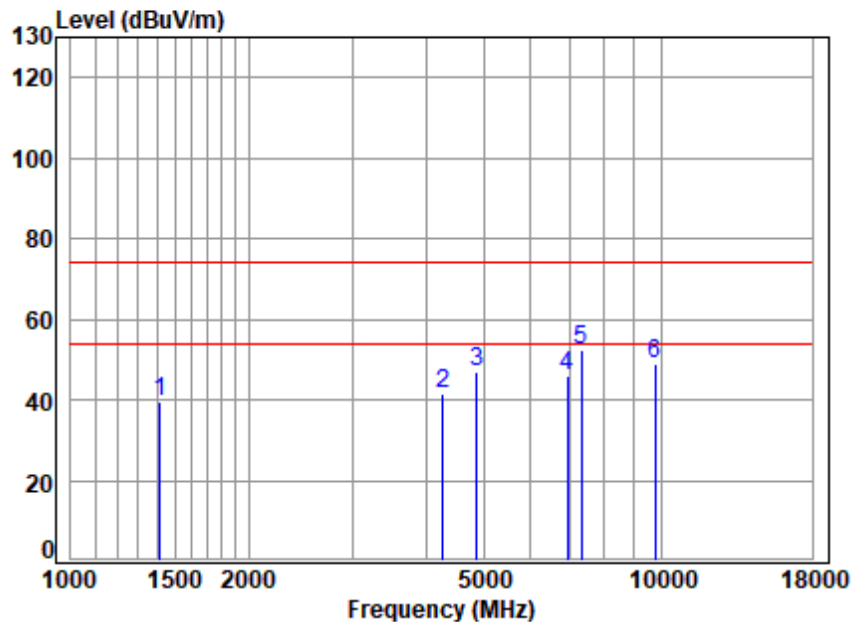
Unless otherwise agreed in writing this document is issued by the Company subject to its General Conditions of Service printed overleaf available on request or accessible at <https://www.sgs.com/en/Terms-and-Conditions>. Attention is drawn to the limitation of liability indemnification and jurisdiction issues defined therein. Any holder of this document is advised that information contained hereon reflects the Company's findings at the time of its intervention only and within the limits of Client's instructions, if any. The Company's sole responsibility is to its Client and this document does not exonerate parties to a transaction from exercising all their rights and obligations under the transaction documents. This document cannot be reproduced except in full, without prior written approval of the Company. Any unauthorized reproduction or alteration of the content or appearance of this document is unlawful and offenders may be prosecuted to the fullest extent of the law. Unless otherwise stated the results shown in this test report refer only to the sample(s) tested and such sample(s) are retained for 30 days only.

Attention: To check the authenticity of testing /inspection report & certificate, please contact us at telephone: (86-755) 8307 1443,

No.1 Workshop, M-10, Middle Section, Science & Technology Park, Nanshan District, Shenzhen, Guangdong, China 518057 t (86-755) 26012053 f (86-755) 26710594 www.sqsgroup.com.cn

中国·广东·深圳市南山区科技园中区M-10栋1号厂房 邮编:518057 t (86-755) 26012053 f (86-755) 26710594 sgs.china@sgs.com

Test Mode: 02; Polarity: Horizontal; Modulation:802.11b; Bandwidth:20MHz; Channel:middle

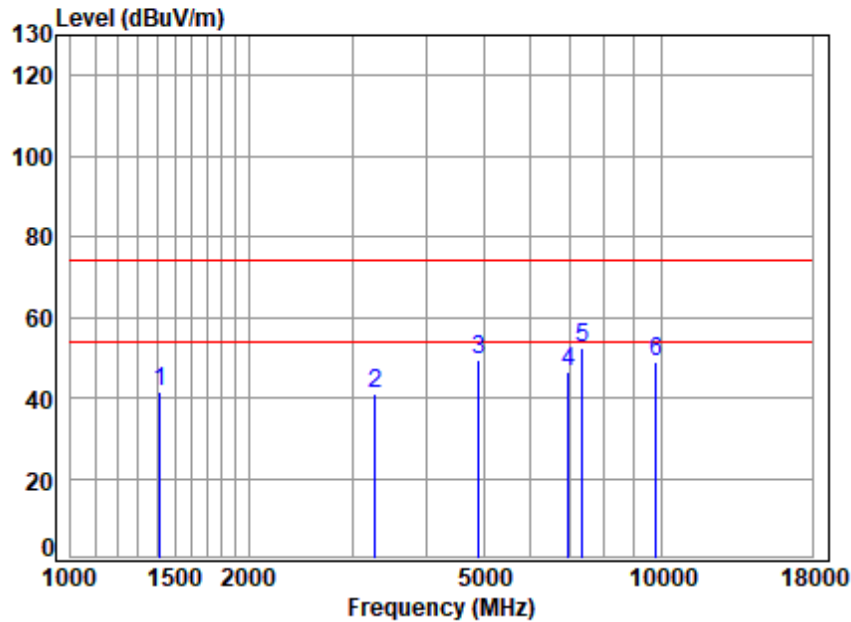


Site : chamber
 Condition: 3m HORIZONTAL
 Job No : 02816HS/02817HS
 Mode : 2437 TX RSE
 Note : 2.4G WIFI 11B

	Freq	Cable Loss	Ant Factor	Preamp Factor	Read Level	Level	Limit	Over Limit	Remark
	MHz	dB	dB/m	dB	dBuV	dBuV/m	dBuV/m	dB	
1	1414.60	3.94	24.84	38.38	48.94	39.34	74.00	-34.66	peak
2	4267.24	6.97	33.87	35.89	36.63	41.58	74.00	-32.42	peak
3	4874.00	7.36	34.60	35.47	40.49	46.98	74.00	-27.02	peak
4	6934.78	8.87	35.74	35.53	36.87	45.95	74.00	-28.05	peak
5	7311.00	9.30	35.70	35.89	43.16	52.27	74.00	-21.73	peak
6	9748.00	12.46	37.40	37.43	36.57	49.00	74.00	-25.00	peak



Test Mode: 02; Polarity: Horizontal; Modulation:802.11b; Bandwidth:20MHz; Channel:High

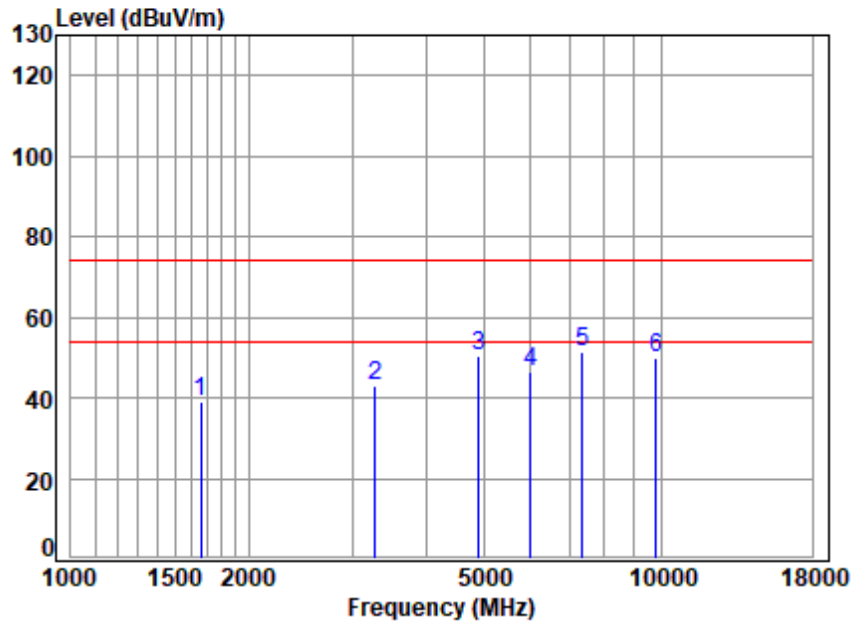


Site : chamber
Condition: 3m HORIZONTAL
Job No : 02816HS/02817HS
Mode : 2462 TX RSE
Note : 2.4G WIFI 11B

	Cable	Ant	Preamp	Read	Limit	Over	
Freq	Loss	Factor	Factor	Level	Level	Line	Limit
MHz	dB	dB/m	dB	dBuV	dBuV/m	dBuV/m	dB
1	1414.60	3.94	24.84	38.38	51.16	41.56	74.00 -32.44 peak
2	3280.33	5.95	31.55	36.13	39.43	40.80	74.00 -33.20 peak
3	4904.00	7.37	34.69	35.45	42.90	49.51	74.00 -24.49 peak
4	6954.85	8.89	35.79	35.54	37.13	46.27	74.00 -27.73 peak
5	7356.00	9.36	35.71	35.94	43.20	52.33	74.00 -21.67 peak
6	9808.00	12.50	37.28	37.41	36.38	48.75	74.00 -25.25 peak



Test Mode: 02; Polarity: Vertical; Modulation:802.11b; Bandwidth:20MHz; Channel:High

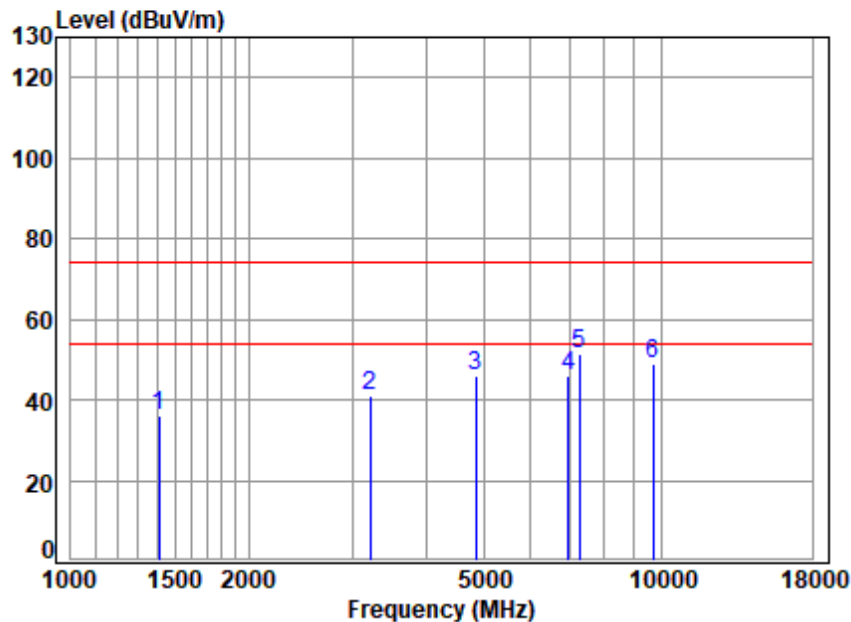


Site : chamber
Condition: 3m VERTICAL
Job No : 02816HS/02817HS
Mode : 2462 TX RSE
Note : 2.4G WIFI 11B

	Cable	Ant	Preamp	Read	Limit	Over	
Freq	Loss	Factor	Factor	Level	Level	Line	Limit
MHz	dB	dB/m	dB	dBuV	dBuV/m	dBuV/m	dB
1	4.28	26.27	38.41	47.13	39.27	74.00	-34.73
2	5.95	31.55	36.13	41.51	42.88	74.00	-31.12
3	7.37	34.69	35.45	43.77	50.38	74.00	-23.62
4	8.17	34.90	34.90	38.31	46.48	74.00	-27.52
5	9.36	35.71	35.94	42.06	51.19	74.00	-22.81
6	12.50	37.28	37.41	37.70	50.07	74.00	-23.93



Test Mode: 02; Polarity: Horizontal; Modulation:802.11g; Bandwidth:20MHz; Channel:Low

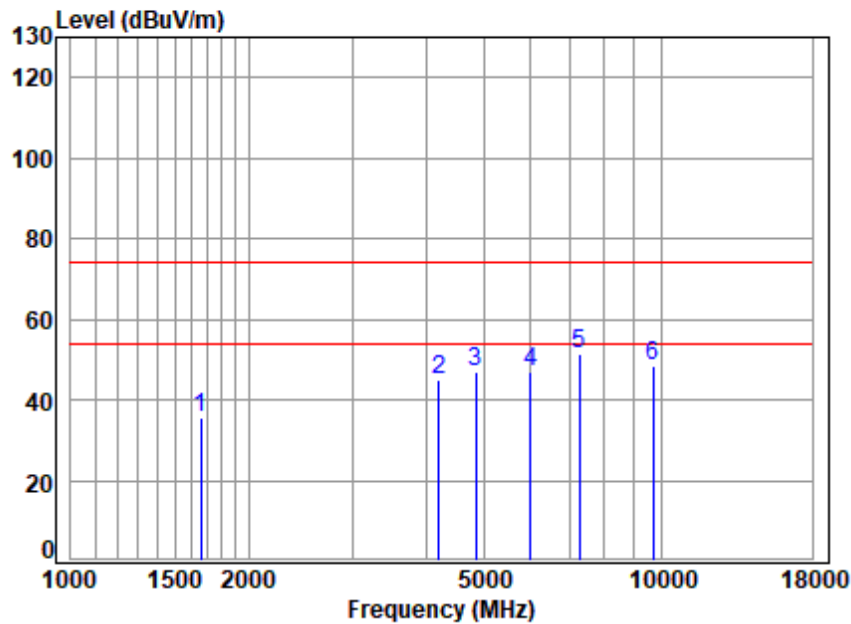


Site : chamber
 Condition: 3m HORIZONTAL
 Job No : 02816HS/02817HS
 Mode : 2412 TX RSE
 Note : 2.4G WIFI 11G

	Freq	Cable Loss	Ant Factor	Preamp Factor	Read Level	Level	Limit Line	Over Limit	Remark
	MHz	dB	dB/m	dB	dBuV	dBuV/m	dBuV/m	dB	
1	1410.51	3.93	24.77	38.37	45.94	36.27	74.00	-37.73	peak
2	3214.62	5.87	32.66	36.13	38.82	41.22	74.00	-32.78	peak
3	4844.00	7.34	34.48	35.49	39.79	46.12	74.00	-27.88	peak
4	6954.85	8.89	35.79	35.54	36.58	45.72	74.00	-28.28	peak
5	7266.00	9.25	35.70	35.85	42.35	51.45	74.00	-22.55	peak
6	9688.00	12.42	37.50	37.44	36.34	48.82	74.00	-25.18	peak



Test Mode: 02; Polarity: Vertical; Modulation:802.11g; Bandwidth:20MHz; Channel:Low

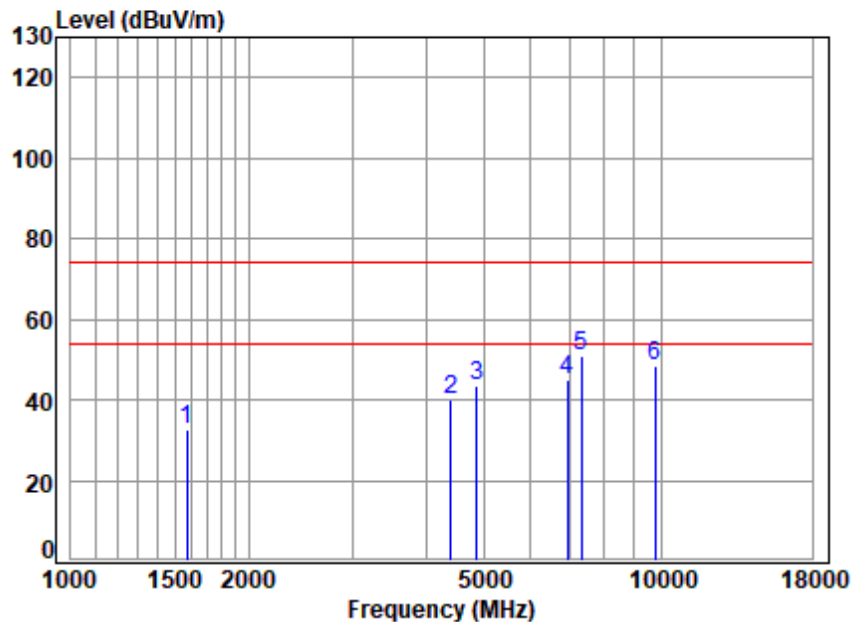


Site : chamber
Condition: 3m VERTICAL
Job No : 02816HS/02817HS
Mode : 2412 TX RSE
Note : 2.4G WIFI 11G

	Cable	Ant	Preamp	Read	Limit	Over	
Freq	Loss	Factor	Factor	Level	Level	Line	Limit
MHz	dB	dB/m	dB	dBuV	dBuV/m	dBuV/m	dB
1	4.28	26.27	38.41	43.57	35.71	74.00	-38.29
2	6.93	33.80	35.94	39.98	44.77	74.00	-29.23
3	7.34	34.48	35.49	40.66	46.99	74.00	-27.01
4	8.17	34.90	34.90	38.94	47.11	74.00	-26.89
5	9.25	35.70	35.85	42.28	51.38	74.00	-22.62
6	12.42	37.50	37.44	35.94	48.42	74.00	-25.58



Test Mode: 02; Polarity: Horizontal; Modulation:802.11g; Bandwidth:20MHz; Channel:middle

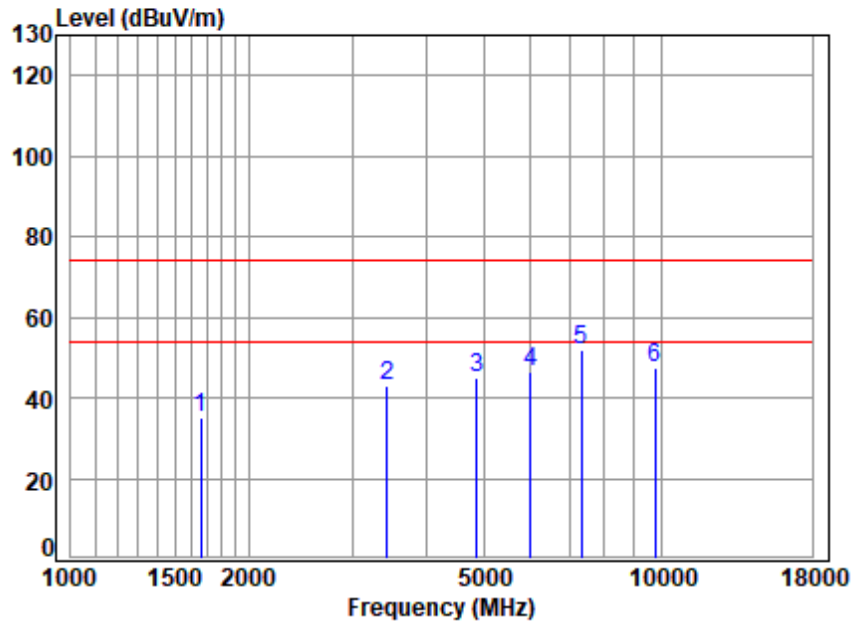


Site : chamber
Condition: 3m HORIZONTAL
Job No : 02816HS/02817HS
Mode : 2437 TX RSE
Note : 2.4G WIFI 11G

	Freq	Cable Loss	Ant Factor	Preamp Factor	Read Level	Level	Limit	Over Limit	Remark
	MHz	dB	dB/m	dB	dBuV	dBuV/m	dBuV/m	dB	
1	1574.27	4.17	26.90	38.40	39.80	32.47	74.00	-41.53	peak
2	4405.09	7.06	34.74	35.79	34.04	40.05	74.00	-33.95	peak
3	4874.00	7.36	34.60	35.47	37.10	43.59	74.00	-30.41	peak
4	6934.78	8.87	35.74	35.53	36.07	45.15	74.00	-28.85	peak
5	7311.00	9.30	35.70	35.89	41.82	50.93	74.00	-23.07	peak
6	9748.00	12.46	37.40	37.43	35.93	48.36	74.00	-25.64	peak



Test Mode: 02; Polarity: Vertical; Modulation:802.11g; Bandwidth:20MHz; Channel:middle

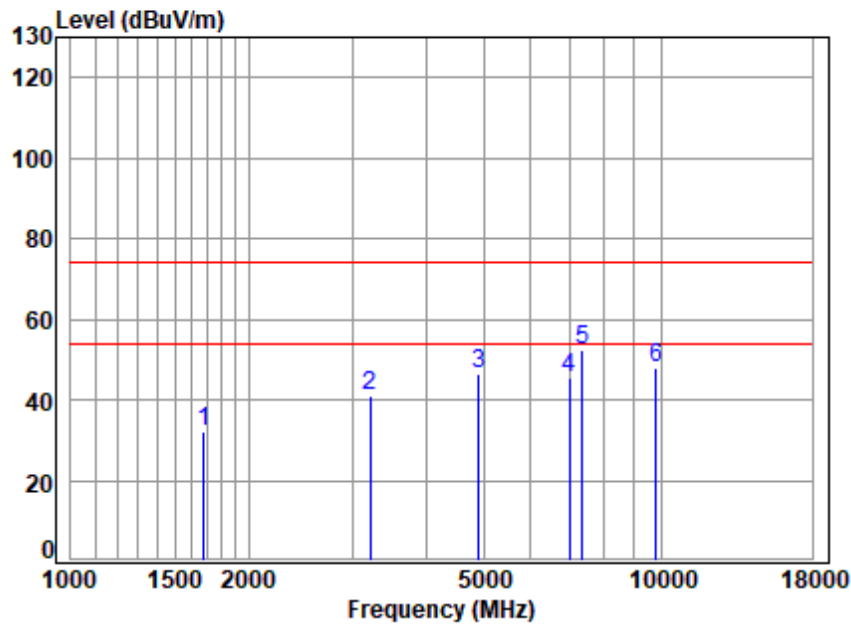


Site : chamber
 Condition: 3m VERTICAL
 Job No : 02816HS/02817HS
 Mode : 2437 TX RSE
 Note : 2.4G WIFI 11G

	Cable	Ant	Preamp	Read	Limit	Over	
Freq	Loss	Factor	Factor	Level	Level	Line	Limit
MHz	dB	dB/m	dB	dBuV	dBuV/m	dBuV/m	dB
1	4.28	26.28	38.41	42.70	34.85	74.00	-39.15
2	6.15	31.97	36.12	41.06	43.06	74.00	-30.94
3	7.36	34.60	35.47	38.34	44.83	74.00	-29.17
4	8.17	34.90	34.90	38.48	46.65	74.00	-27.35
5	9.30	35.70	35.89	42.97	52.08	74.00	-21.92
6	12.46	37.40	37.43	35.08	47.51	74.00	-26.49



Test Mode: 02; Polarity: Horizontal; Modulation:802.11g; Bandwidth:20MHz; Channel:High

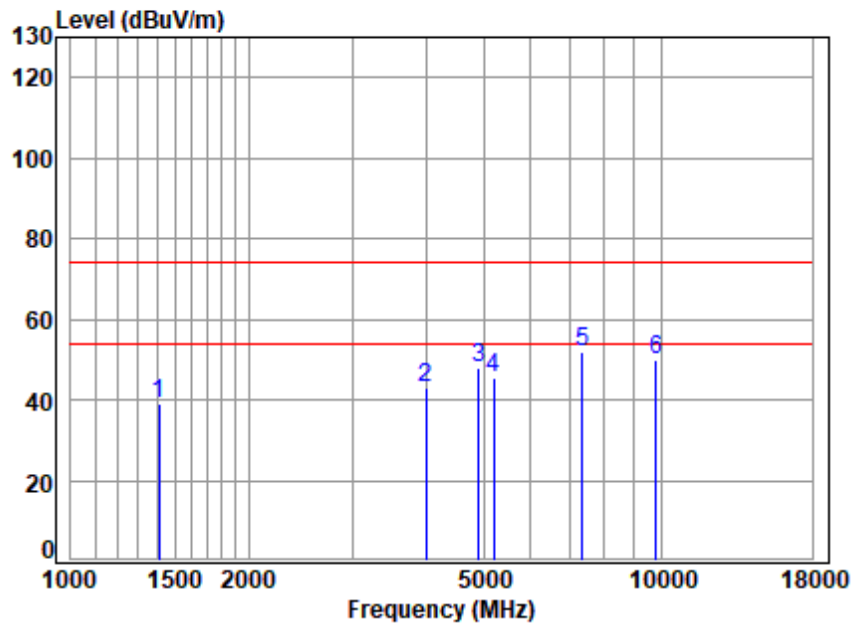


Site : chamber
Condition: 3m HORIZONTAL
Job No : 02816HS/02817HS
Mode : 2462 TX RSE
Note : 2.4G WIFI 11G

	Cable	Ant	Preamp	Read	Limit	Over	
Freq	Loss	Factor	Factor	Level	Level	Line	Limit
MHz	dB	dB/m	dB	dBuV	dBuV/m	dBuV/m	dB
1	4.31	26.23	38.41	40.17	32.30	74.00	-41.70
2	5.87	32.66	36.13	38.39	40.79	74.00	-33.21
3	7.37	34.69	35.45	40.02	46.63	74.00	-27.37
4	8.90	35.75	35.55	36.21	45.31	74.00	-28.69
5	9.36	35.71	35.94	43.05	52.18	74.00	-21.82
6	12.50	37.28	37.41	35.78	48.15	74.00	-25.85



Test Mode: 02; Polarity: Vertical; Modulation:802.11g; Bandwidth:20MHz; Channel:High

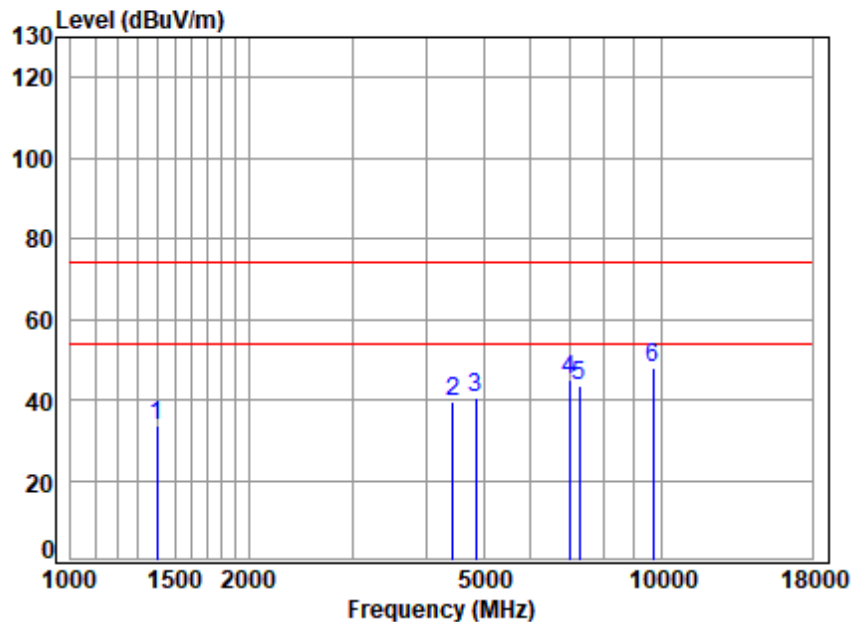


Site : chamber
Condition: 3m VERTICAL
Job No : 02816HS/02817HS
Mode : 2462 TX RSE
Note : 2.4G WIFI 11G

		Cable	Ant	Preamp	Read	Limit	Over	
	Freq	Loss	Factor	Factor	Level	Level	Line	Limit Remark
	MHz	dB	dB/m	dB	dBuV	dBuV/m	dBuV/m	dB
1	1410.51	3.93	24.77	38.37	48.50	38.83	74.00	-35.17 peak
2	3992.78	6.77	33.07	36.10	39.47	43.21	74.00	-30.79 peak
3	4904.00	7.37	34.69	35.45	41.36	47.97	74.00	-26.03 peak
4	5209.08	7.60	34.02	35.28	39.19	45.53	74.00	-28.47 peak
5	7356.00	9.36	35.71	35.94	42.72	51.85	74.00	-22.15 peak
6	9808.00	12.50	37.28	37.41	37.80	50.17	74.00	-23.83 peak



Test Mode: 02; Polarity: Horizontal; Modulation:802.11n; Bandwidth:20MHz; Channel:Low



Site : chamber

Condition: 3m HORIZONTAL

Job No : 02816HS/02817HS

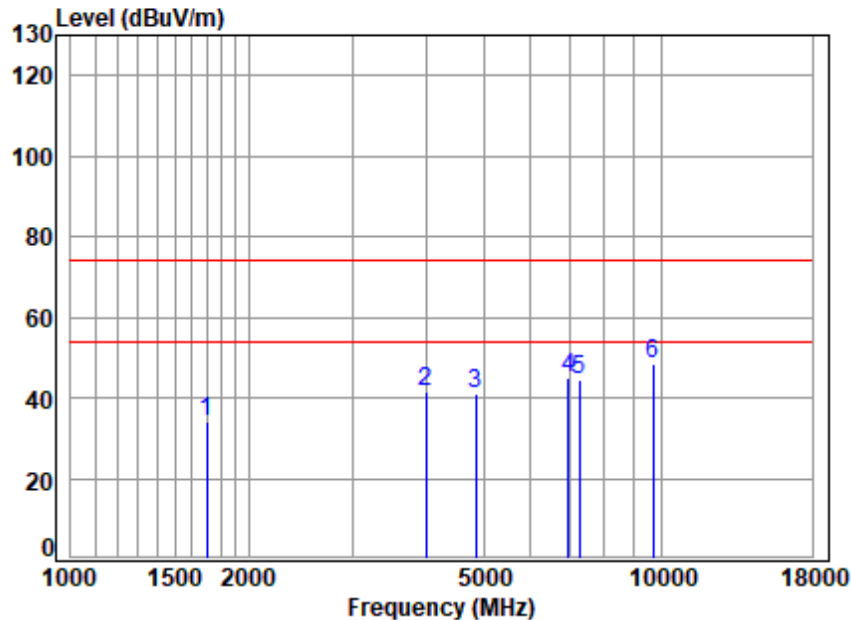
Mode : 2412 TX RSE

Note : 2.4G WIFI 11N20

		Cable	Ant	Preamp	Read	Limit	Over	
	Freq	Loss	Factor	Factor	Level	Level	Line	Limit Remark
	MHz	dB	dB/m	dB	dBuV	dBuV/m	dBuV/m	dB
1	1402.38	3.92	24.64	38.37	43.39	33.58	74.00	-40.42 peak
2	4430.63	7.08	34.43	35.77	34.00	39.74	74.00	-34.26 peak
3	4844.00	7.34	34.48	35.49	34.24	40.57	74.00	-33.43 peak
4	6995.17	8.92	35.71	35.57	35.81	44.87	74.00	-29.13 peak
5	7266.00	9.25	35.70	35.85	34.27	43.37	74.00	-30.63 peak
6	9688.00	12.42	37.50	37.44	35.55	48.03	74.00	-25.97 peak



Test Mode: 02; Polarity: Vertical; Modulation:802.11n; Bandwidth:20MHz; Channel:Low

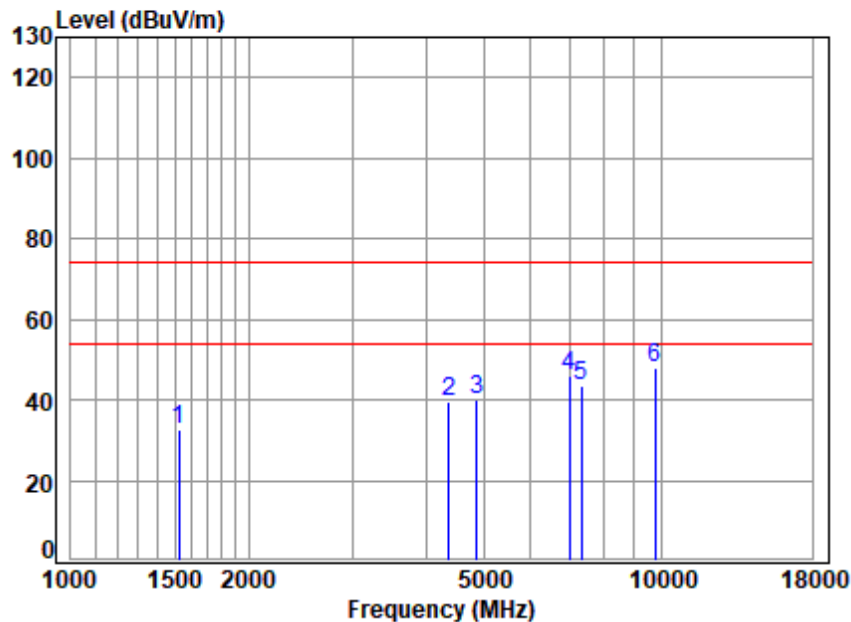


Site : chamber
Condition: 3m VERTICAL
Job No : 02816HS/02817HS
Mode : 2412 TX RSE
Note : 2.4G WIFI 11N20

		Cable	Ant	Preamp	Read	Limit	Over	
	Freq	Loss	Factor	Factor	Level	Level	Line	Limit Remark
	MHz	dB	dB/m	dB	dBuV	dBuV/m	dBuV/m	dB
1	1697.13	4.33	26.21	38.41	42.15	34.28	74.00	-39.72 peak
2	3992.78	6.77	33.07	36.10	37.81	41.55	74.00	-32.45 peak
3	4844.00	7.34	34.48	35.49	34.82	41.15	74.00	-32.85 peak
4	6954.85	8.89	35.79	35.54	36.07	45.21	74.00	-28.79 peak
5	7266.00	9.25	35.70	35.85	35.20	44.30	74.00	-29.70 peak
6	9688.00	12.42	37.50	37.44	36.19	48.67	74.00	-25.33 peak



Test Mode: 02; Polarity: Horizontal; Modulation:802.11n; Bandwidth:20MHz; Channel:middle

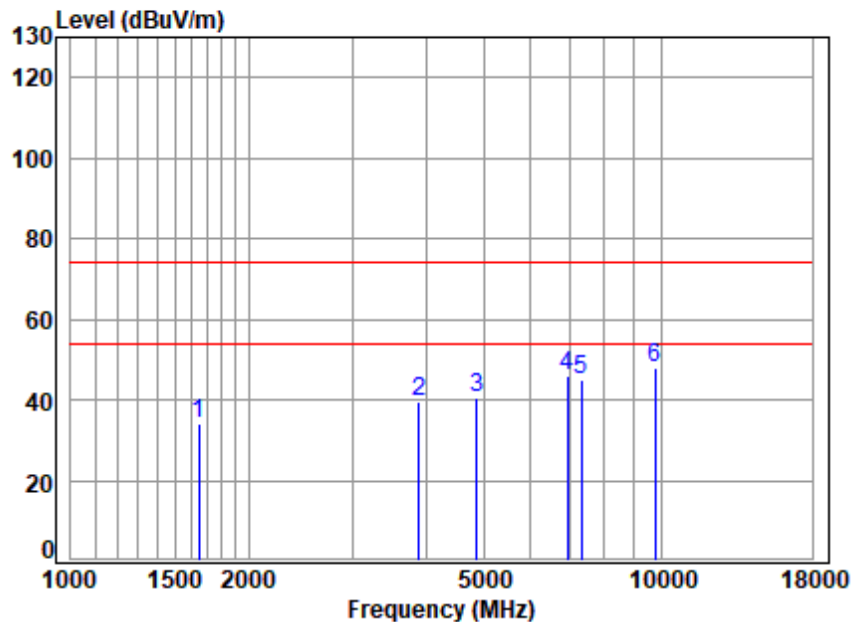


Site : chamber
Condition: 3m HORIZONTAL
Job No : 02816HS/02817HS
Mode : 2437 TX RSE
Note : 2.4G WIFI 11N20

		Cable	Ant	Preamp	Read	Limit	Over	
	Freq	Loss	Factor	Factor	Level	Level	Line	Limit Remark
	MHz	dB	dB/m	dB	dBuV	dBuV/m	dBuV/m	dB
1	1525.00	4.10	26.90	38.39	39.95	32.56	74.00	-41.44 peak
2	4367.06	7.04	34.54	35.82	33.86	39.62	74.00	-34.38 peak
3	4874.00	7.36	34.60	35.47	33.74	40.23	74.00	-33.77 peak
4	6995.17	8.92	35.71	35.57	36.85	45.91	74.00	-28.09 peak
5	7311.00	9.30	35.70	35.89	34.56	43.67	74.00	-30.33 peak
6	9748.00	12.46	37.40	37.43	35.34	47.77	74.00	-26.23 peak



Test Mode: 02; Polarity: Vertical; Modulation:802.11n; Bandwidth:20MHz; Channel:middle

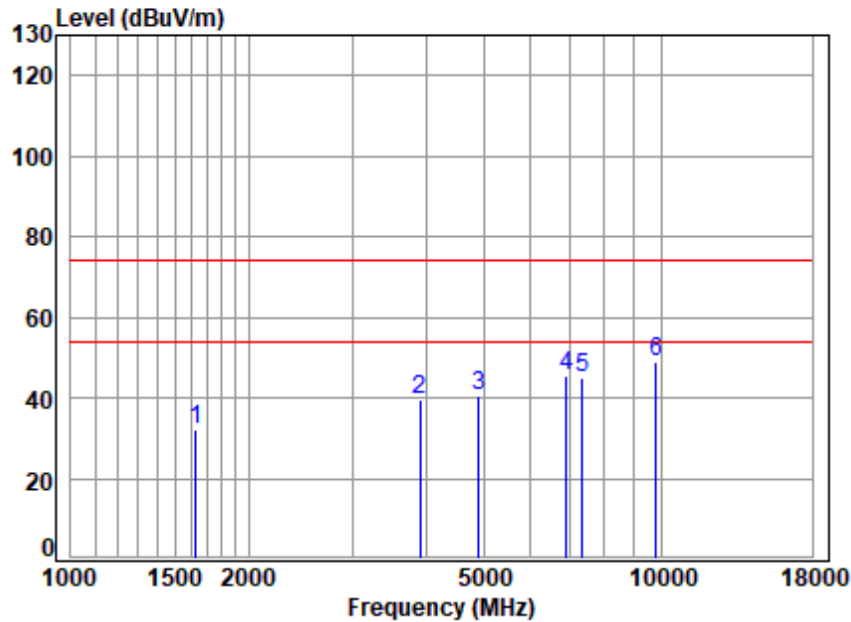


Site : chamber
Condition: 3m VERTICAL
Job No : 02816HS/02817HS
Mode : 2437 TX RSE
Note : 2.4G WIFI 11N20

	Freq	Cable Loss	Ant Factor	Preamp Factor	Read Level	Level	Limit	Over Limit	Remark
	MHz	dB	dB/m	dB	dBuV	dBuV/m	dBuV/m	dB	
1	1648.78	4.26	26.31	38.41	41.72	33.88	74.00	-40.12	peak
2	3890.26	6.66	33.66	36.10	35.43	39.65	74.00	-34.35	peak
3	4874.00	7.36	34.60	35.47	33.81	40.30	74.00	-33.70	peak
4	6934.78	8.87	35.74	35.53	36.81	45.89	74.00	-28.11	peak
5	7311.00	9.30	35.70	35.89	35.66	44.77	74.00	-29.23	peak
6	9748.00	12.46	37.40	37.43	35.61	48.04	74.00	-25.96	peak



Test Mode: 02; Polarity: Horizontal; Modulation:802.11n; Bandwidth:20MHz; Channel:High



Site : chamber

Condition: 3m HORIZONTAL

Job No : 02816HS/02817HS

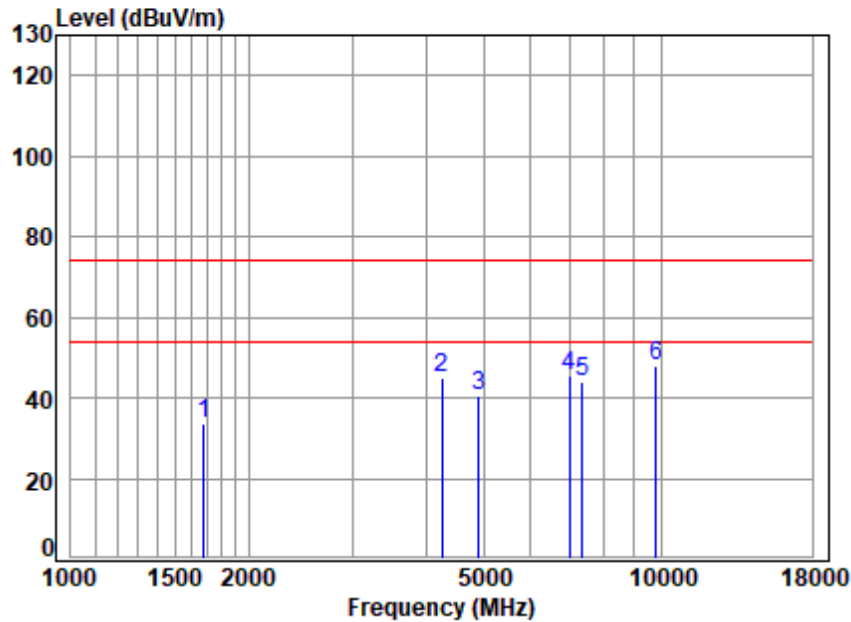
Mode : 2462 TX RSE

Note : 2.4G WIFI 11N20

		Cable	Ant	Preamp	Read	Limit	Over	
	Freq	Loss	Factor	Factor	Level	Level	Line	Limit Remark
	MHz	dB	dB/m	dB	dBuV	dBuV/m	dBuV/m	dB
1	1629.83	4.24	26.50	38.41	40.01	32.34	74.00	-41.66 peak
2	3901.52	6.68	33.79	36.10	34.98	39.35	74.00	-34.65 peak
3	4904.00	7.37	34.69	35.45	33.74	40.35	74.00	-33.65 peak
4	6894.81	8.85	35.59	35.50	36.32	45.26	74.00	-28.74 peak
5	7356.00	9.36	35.71	35.94	36.07	45.20	74.00	-28.80 peak
6	9808.00	12.50	37.28	37.41	36.39	48.76	74.00	-25.24 peak



Test Mode: 02; Polarity: Vertical; Modulation:802.11n; Bandwidth:20MHz; Channel:High



Site : chamber

Condition: 3m VERTICAL

Job No : 02816HS/02817HS

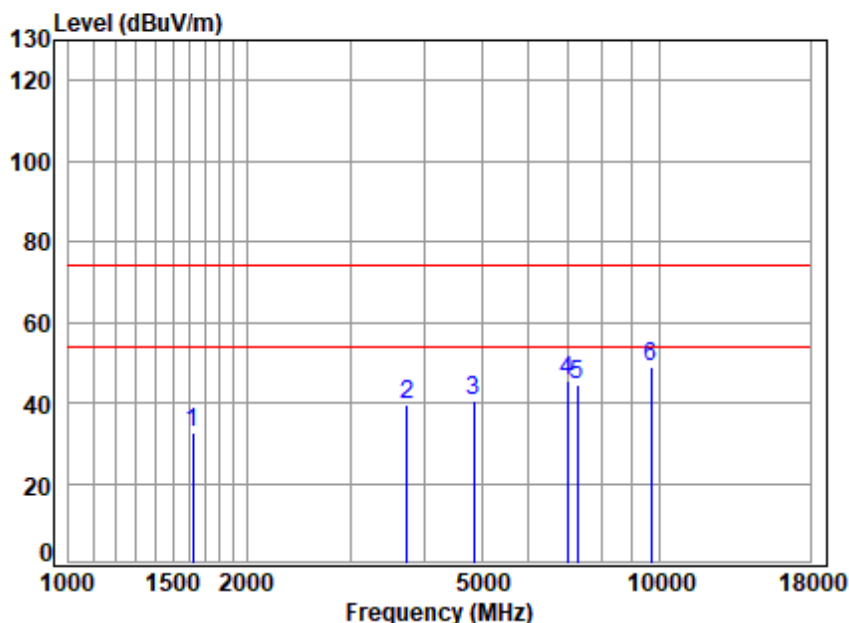
Mode : 2462 TX RSE

Note : 2.4G WIFI 11N20

	Cable	Ant	Preamp	Read	Limit	Over	
Freq	Loss	Factor	Factor	Level	Level	Line	Limit
MHz	dB	dB/m	dB	dBuV	dBuV/m	dBuV/m	dB
1	4.31	26.23	38.41	41.50	33.63	74.00	-40.37
2	6.95	33.80	35.91	40.15	44.99	74.00	-29.01
3	7.37	34.69	35.45	34.07	40.68	74.00	-33.32
4	8.90	35.75	35.55	36.54	45.64	74.00	-28.36
5	9.36	35.71	35.94	34.97	44.10	74.00	-29.90
6	12.50	37.28	37.41	35.82	48.19	74.00	-25.81



Test Mode: 02; Polarity: Horizontal; Modulation:802.11n; Bandwidth:40MHz; Channel:Low



Site : chamber

Condition: 3m HORIZONTAL

Job No : 02816HS/02817HS

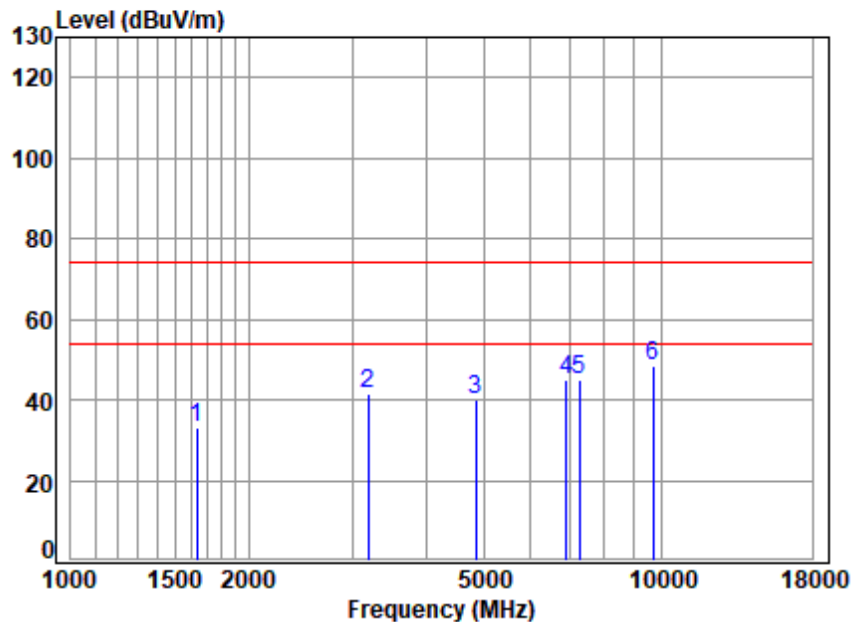
Mode : 2422 TX RSE

Note : 2.4G WIFI 11N40

		Cable	Ant	Preamp	Read	Limit	Over	
	Freq	Loss	Factor	Factor	Level	Level	Line	Limit Remark
	MHz	dB	dB/m	dB	dBuV	dBuV/m	dBuV/m	dB
1	1625.12	4.23	26.55	38.41	40.12	32.49	74.00	-41.51 peak
2	3746.79	6.51	32.91	36.11	36.14	39.45	74.00	-34.55 peak
3	4844.00	7.34	34.48	35.49	34.42	40.75	74.00	-33.25 peak
4	6995.17	8.92	35.71	35.57	36.24	45.30	74.00	-28.70 peak
5	7266.00	9.25	35.70	35.85	35.46	44.56	74.00	-29.44 peak
6	9688.00	12.42	37.50	37.44	36.47	48.95	74.00	-25.05 peak



Test Mode: 02; Polarity: Vertical; Modulation:802.11n; Bandwidth:40MHz; Channel:Low

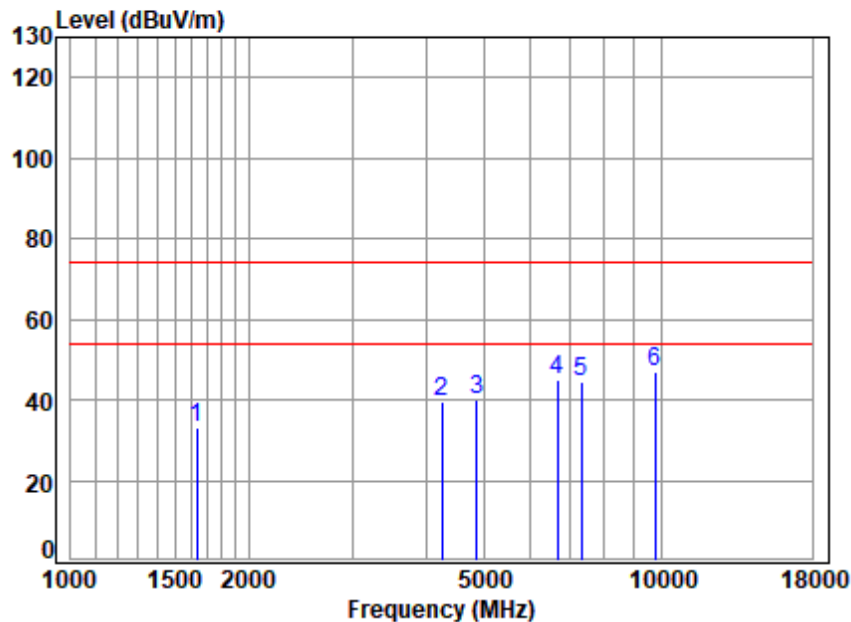


Site : chamber
Condition: 3m VERTICAL
Job No : 02816HS/02817HS
Mode : 2422 TX RSE
Note : 2.4G WIFI 11N40

		Cable	Ant	Preamp	Read	Limit	Over	
	Freq	Loss	Factor	Factor	Level	Level	Line	Limit Remark
	MHz	dB	dB/m	dB	dBuV	dBuV/m	dBuV/m	dB
1	1634.54	4.25	26.45	38.41	40.59	32.88	74.00	-41.12 peak
2	3186.87	5.83	32.80	36.13	38.80	41.30	74.00	-32.70 peak
3	4844.00	7.34	34.48	35.49	33.82	40.15	74.00	-33.85 peak
4	6894.81	8.85	35.59	35.50	36.23	45.17	74.00	-28.83 peak
5	7266.00	9.25	35.70	35.85	35.84	44.94	74.00	-29.06 peak
6	9688.00	12.42	37.50	37.44	35.79	48.27	74.00	-25.73 peak



Test Mode: 02; Polarity: Horizontal; Modulation:802.11n; Bandwidth:40MHz; Channel:middle

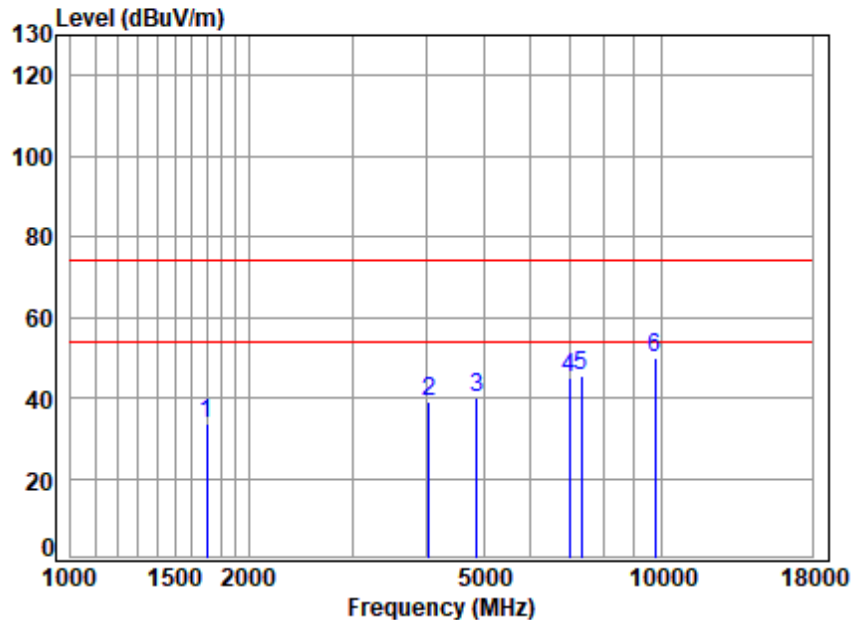


Site : chamber
Condition: 3m HORIZONTAL
Job No : 02816HS/02817HS
Mode : 2437 TX RSE
Note : 2.4G WIFI 11N40

		Cable	Ant	Preamp	Read	Limit	Over	
	Freq	Loss	Factor	Factor	Level	Level	Line	Limit Remark
	MHz	dB	dB/m	dB	dBuV	dBuV/m	dBuV/m	dB
1	1634.54	4.25	26.45	38.41	40.85	33.14	74.00	-40.86 peak
2	4254.92	6.96	33.82	35.90	34.54	39.42	74.00	-34.58 peak
3	4874.00	7.36	34.60	35.47	33.74	40.23	74.00	-33.77 peak
4	6679.04	8.69	35.20	35.37	36.33	44.85	74.00	-29.15 peak
5	7311.00	9.30	35.70	35.89	35.42	44.53	74.00	-29.47 peak
6	9748.00	12.46	37.40	37.43	34.29	46.72	74.00	-27.28 peak



Test Mode: 02; Polarity: Vertical; Modulation:802.11n; Bandwidth:40MHz; Channel:middle

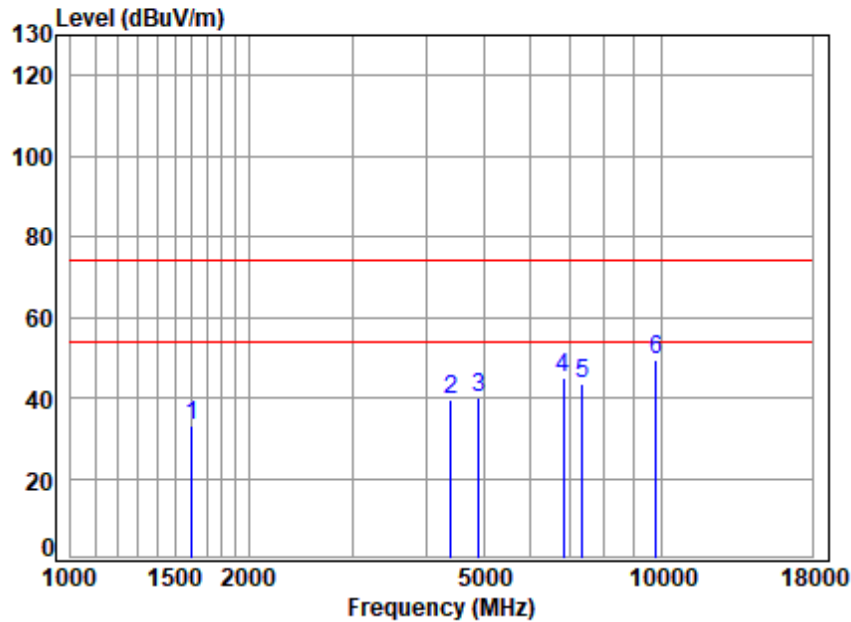


Site : chamber
Condition: 3m VERTICAL
Job No : 02816HS/02817HS
Mode : 2437 TX RSE
Note : 2.4G WIFI 11N40

	Cable	Ant	Preamp	Read		Limit	Over	
Freq	Loss	Factor	Factor	Level	Level	Line	Limit	Remark
MHz	dB	dB/m	dB	dBuV	dBuV/m	dBuV/m	dB	
1	1697.13	4.33	26.21	38.41	41.37	33.50	74.00	-40.50 peak
2	4039.21	6.81	32.61	36.07	35.68	39.03	74.00	-34.97 peak
3	4874.00	7.36	34.60	35.47	33.69	40.18	74.00	-33.82 peak
4	6974.98	8.90	35.75	35.55	35.86	44.96	74.00	-29.04 peak
5	7311.00	9.30	35.70	35.89	36.20	45.31	74.00	-28.69 peak
6	9748.00	12.46	37.40	37.43	37.48	49.91	74.00	-24.09 peak



Test Mode: 02; Polarity: Horizontal; Modulation:802.11n; Bandwidth:40MHz; Channel:High

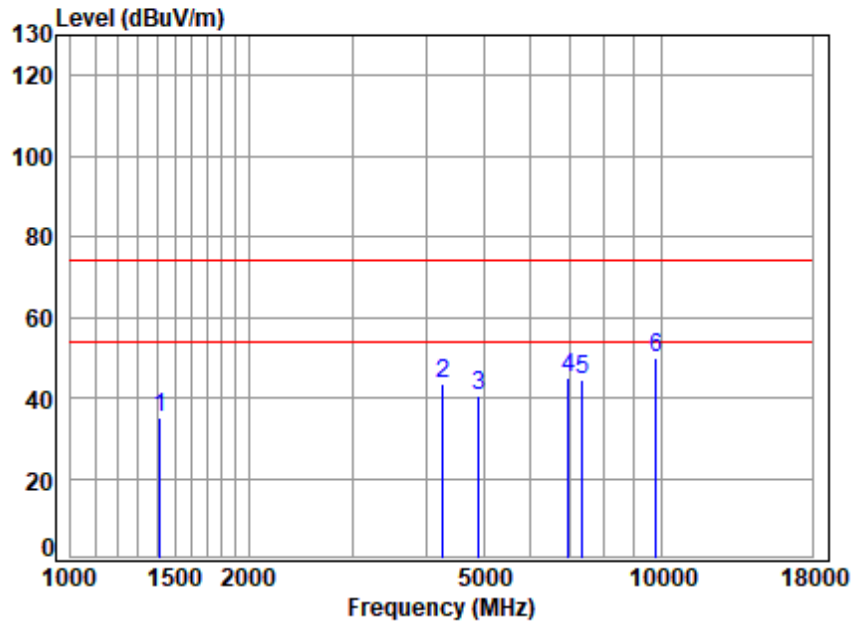


Site : chamber
 Condition: 3m HORIZONTAL
 Job No : 02816HS/02817HS
 Mode : 2452 TX RSE
 Note : 2.4G WIFI 11N40

	Freq	Cable Loss	Ant Factor	Preamp Factor	Read Level	Level	Limit Line	Over Limit	Remark
	MHz	dB	dB/m	dB	dBuV	dBuV/m	dBuV/m	dB	
1	1601.80	4.20	26.78	38.40	40.51	33.09	74.00	-40.91	peak
2	4405.09	7.06	34.74	35.79	33.46	39.47	74.00	-34.53	peak
3	4904.00	7.37	34.69	35.45	33.40	40.01	74.00	-33.99	peak
4	6835.28	8.80	35.44	35.47	36.22	44.99	74.00	-29.01	peak
5	7356.00	9.36	35.71	35.94	34.57	43.70	74.00	-30.30	peak
6	9808.00	12.50	37.28	37.41	37.11	49.48	74.00	-24.52	peak



Test Mode: 02; Polarity: Vertical; Modulation:802.11n; Bandwidth:40MHz; Channel:High



Site : chamber
Condition: 3m VERTICAL
Job No : 02816HS/02817HS
Mode : 2452 TX RSE
Note : 2.4G WIFI 11N40

		Cable	Ant	Preamp	Read	Limit	Over	
	Freq	Loss	Factor	Factor	Level	Level	Line	Limit Remark
	MHz	dB	dB/m	dB	dBuV	dBuV/m	dBuV/m	dB
1	1414.60	3.94	24.84	38.38	44.82	35.22	74.00	-38.78 peak
2	4267.24	6.97	33.87	35.89	38.55	43.50	74.00	-30.50 peak
3	4904.00	7.37	34.69	35.45	33.70	40.31	74.00	-33.69 peak
4	6954.85	8.89	35.79	35.54	35.92	45.06	74.00	-28.94 peak
5	7356.00	9.36	35.71	35.94	35.26	44.39	74.00	-29.61 peak
6	9808.00	12.50	37.28	37.41	37.32	49.69	74.00	-24.31 peak



7.5 Conducted Peak Output Power

Test Requirement 47 CFR Part 15, Subpart C 15.247(b)(3)

Test Method: ANSI C63.10 (2013) Section 11.9.2

Limit:

Frequency range(MHz)	Output power of the intentional radiator(watt)
902-928	1 for ≥ 50 hopping channels
	0.25 for $25 \leq$ hopping channels < 50
	1 for digital modulation
2400-2483.5	1 for ≥ 75 non-overlapping hopping channels
	0.125 for all other frequency hopping systems
	1 for digital modulation
5725-5850	1 for frequency hopping systems and digital modulation

7.5.1 E.U.T. Operation

Operating Environment:

Temperature: 25.2 °C

Humidity: 43.9 % RH

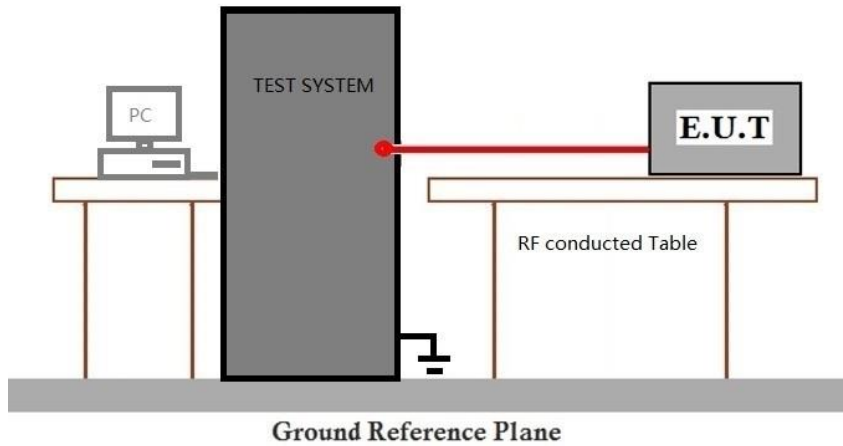
Atmospheric Pressure: 1020 mbar

7.5.2 Test Mode Description

Pre-scan / Final test	Mode Code	Description
Final test	02	TX mode_Keep the EUT in continuously transmitting mode with all modulation types. All data rates for each modulation type have been tested and found the data rate @ 1Mbps is the worst case of IEEE 802.11b; data rate @ 6Mbps is the worst case of IEEE 802.11g; data rate @ 6.5Mbps is the worst case of IEEE 802.11n(HT20); data rate @ 13.5Mbps is the worst case of IEEE 802.11n(HT40), final test modes are considering the modulation and worse data rates. Only the data of worst case is recorded in the report.



7.5.3 Test Setup Diagram



7.5.4 Measurement Procedure and Data

Note: Since the verify power the same operating range bandwidth and smaller power can be covered by the higher power.

Please Refer to Appendix for Details



7.6 Minimum 6dB Bandwidth

Test Requirement 47 CFR Part 15, Subpart C 15.247a(2)

Test Method: ANSI C63.10 (2013) Section 11.8.1

Limit:

≥500 kHz

7.6.1 E.U.T. Operation

Operating Environment:

Temperature: 25.2 °C

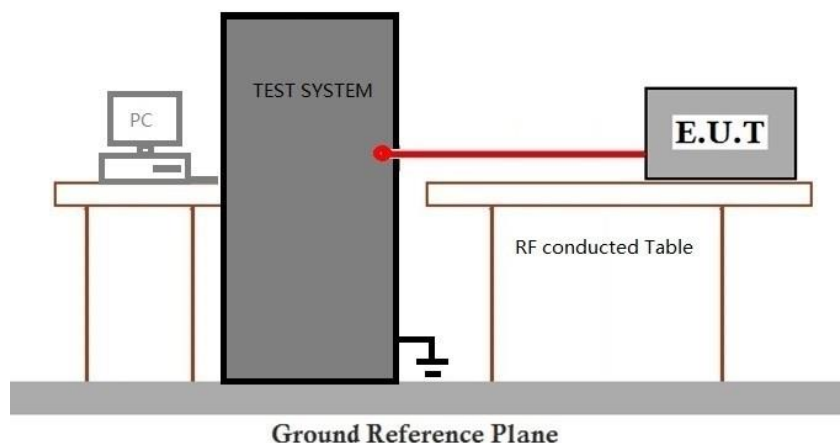
Humidity: 43.9 % RH

Atmospheric Pressure: 1020 mbar

7.6.2 Test Mode Description

Pre-scan / Final test	Mode Code	Description
Final test	02	TX mode_Keep the EUT in continuously transmitting mode with all modulation types. All data rates for each modulation type have been tested and found the data rate @ 1Mbps is the worst case of IEEE 802.11b; data rate @ 6Mbps is the worst case of IEEE 802.11g; data rate @ 6.5Mbps is the worst case of IEEE 802.11n(HT20); data rate @ 13.5Mbps is the worst case of IEEE 802.11n(HT40), final test modes are considering the modulation and worse data rates. Only the data of worst case is recorded in the report.

7.6.3 Test Setup Diagram



7.6.4 Measurement Procedure and Data

Please Refer to Appendix for Details



7.7 Power Spectrum Density

Test Requirement 47 CFR Part 15, Subpart C 15.247(e)

Test Method: ANSI C63.10 (2013) Section 11.10.2

Limit:

≤8dBm in any 3 kHz band during any time interval of continuous transmission

7.7.1 E.U.T. Operation

Operating Environment:

Temperature: 25.2 °C

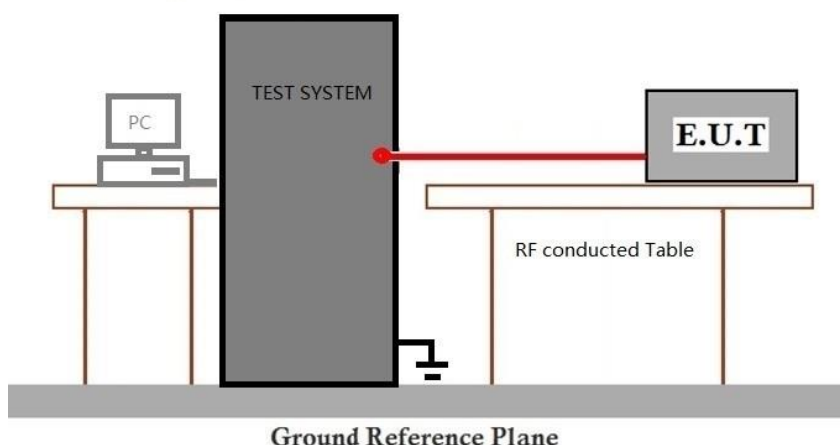
Humidity: 43.9 % RH

Atmospheric Pressure: 1020 mbar

7.7.2 Test Mode Description

Pre-scan / Final test	Mode Code	Description
Final test	02	TX mode_Keep the EUT in continuously transmitting mode with all modulation types. All data rates for each modulation type have been tested and found the data rate @ 1Mbps is the worst case of IEEE 802.11b; data rate @ 6Mbps is the worst case of IEEE 802.11g; data rate @ 6.5Mbps is the worst case of IEEE 802.11n(HT20); data rate @ 13.5Mbps is the worst case of IEEE 802.11n(HT40), final test modes are considering the modulation and worse data rates. Only the data of worst case is recorded in the report.

7.7.3 Test Setup Diagram



7.7.4 Measurement Procedure and Data

Please Refer to Appendix for Details



7.8 Conducted Band Edges Measurement

Test Requirement 47 CFR Part 15, Subpart C 15.247(d)
Test Method: ANSI C63.10 (2013) Section 11.13.3.2

Limit:

In any 100 kHz bandwidth outside the frequency band in which the spread spectrum or digitally modulated intentional radiator is operating, the radio frequency power that is produced by the intentional radiator shall be at least 20 dB below that in the 100 kHz bandwidth within the band that contains the highest level of the desired power, based on either an RF conducted or a radiated measurement, provided the transmitter demonstrates compliance with the peak conducted power limits. If the transmitter complies with the conducted power limits based on the use of RMS averaging over a time interval, as permitted under paragraph (b)(3) of this section, the attenuation required under this paragraph shall be 30 dB instead of 20 dB. Attenuation below the general limits specified in §15.209(a) is not required. In addition, radiated emissions which fall in the restricted bands, as defined in §15.205(a), must also comply with the radiated emission limits specified in §15.209(a) (see §15.205(c)).

7.8.1 E.U.T. Operation

Operating Environment:

Temperature: 25.2 °C Humidity: 43.9 % RH Atmospheric Pressure: 1020 mbar

7.8.2 Test Mode Description

Pre-scan / Final test	Mode Code	Description
Final test	02	TX mode_Keep the EUT in continuously transmitting mode with all modulation types. All data rates for each modulation type have been tested and found the data rate @ 1Mbps is the worst case of IEEE 802.11b; data rate @ 6Mbps is the worst case of IEEE 802.11g; data rate @ 6.5Mbps is the worst case of IEEE 802.11n(HT20); data rate @ 13.5Mbps is the worst case of IEEE 802.11n(HT40), final test modes are considering the modulation and worse data rates. Only the data of worst case is recorded in the report.



7.8.3 Test Setup Diagram



7.8.4 Measurement Procedure and Data

Please Refer to Appendix for Details

7.9 Conducted Spurious Emissions

Test Requirement 47 CFR Part 15, Subpart C 15.247(d)

Test Method: ANSI C63.10 (2013) Section 11.11

Limit:

In any 100 kHz bandwidth outside the frequency band in which the spread spectrum or digitally modulated intentional radiator is operating, the radio frequency power that is produced by the intentional radiator shall be at least 20 dB below that in the 100 kHz bandwidth within the band that contains the highest level of the desired power, based on either an RF conducted or a radiated measurement, provided the transmitter demonstrates compliance with the peak conducted power limits. If the transmitter complies with the conducted power limits based on the use of RMS averaging over a time interval, as permitted under paragraph (b)(3) of this section, the attenuation required under this paragraph shall be 30 dB instead of 20 dB. Attenuation below the general limits specified in §15.209(a) is not required. In addition, radiated emissions which fall in the restricted bands, as defined in §15.205(a), must also comply with the radiated emission limits specified in §15.209(a) (see §15.205(c)).

7.9.1 E.U.T. Operation

Operating Environment:

Temperature: 25.2 °C

Humidity: 43.9 % RH

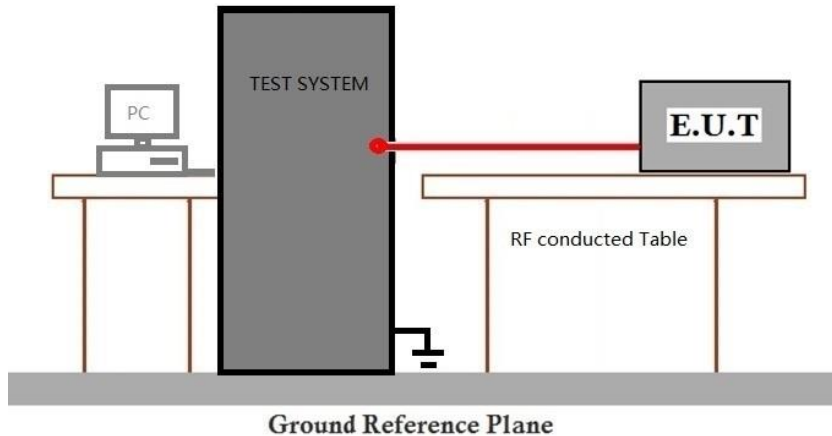
Atmospheric Pressure: 1020 mbar

7.9.2 Test Mode Description

Pre-scan / Final test	Mode Code	Description
Final test	02	TX mode_Keep the EUT in continuously transmitting mode with all modulation types. All data rates for each modulation type have been tested and found the data rate @ 1Mbps is the worst case of IEEE 802.11b; data rate @ 6Mbps is the worst case of IEEE 802.11g; data rate @ 6.5Mbps is the worst case of IEEE 802.11n(HT20); data rate @ 13.5Mbps is the worst case of IEEE 802.11n(HT40), final test modes are considering the modulation and worse data rates. Only the data of worst case is recorded in the report.



7.9.3 Test Setup Diagram



7.9.4 Measurement Procedure and Data

Please Refer to Appendix for Details

8 Test Setup Photo

Refer to Appendix - Test Setup Photo for SZCR2407002816HS

9 EUT Constructional Details (EUT Photos)

Refer to Appendix – External and Internal Photos for SZCR2407002816HS



10 Appendix

1. Duty Cycle

1.1 Test Result

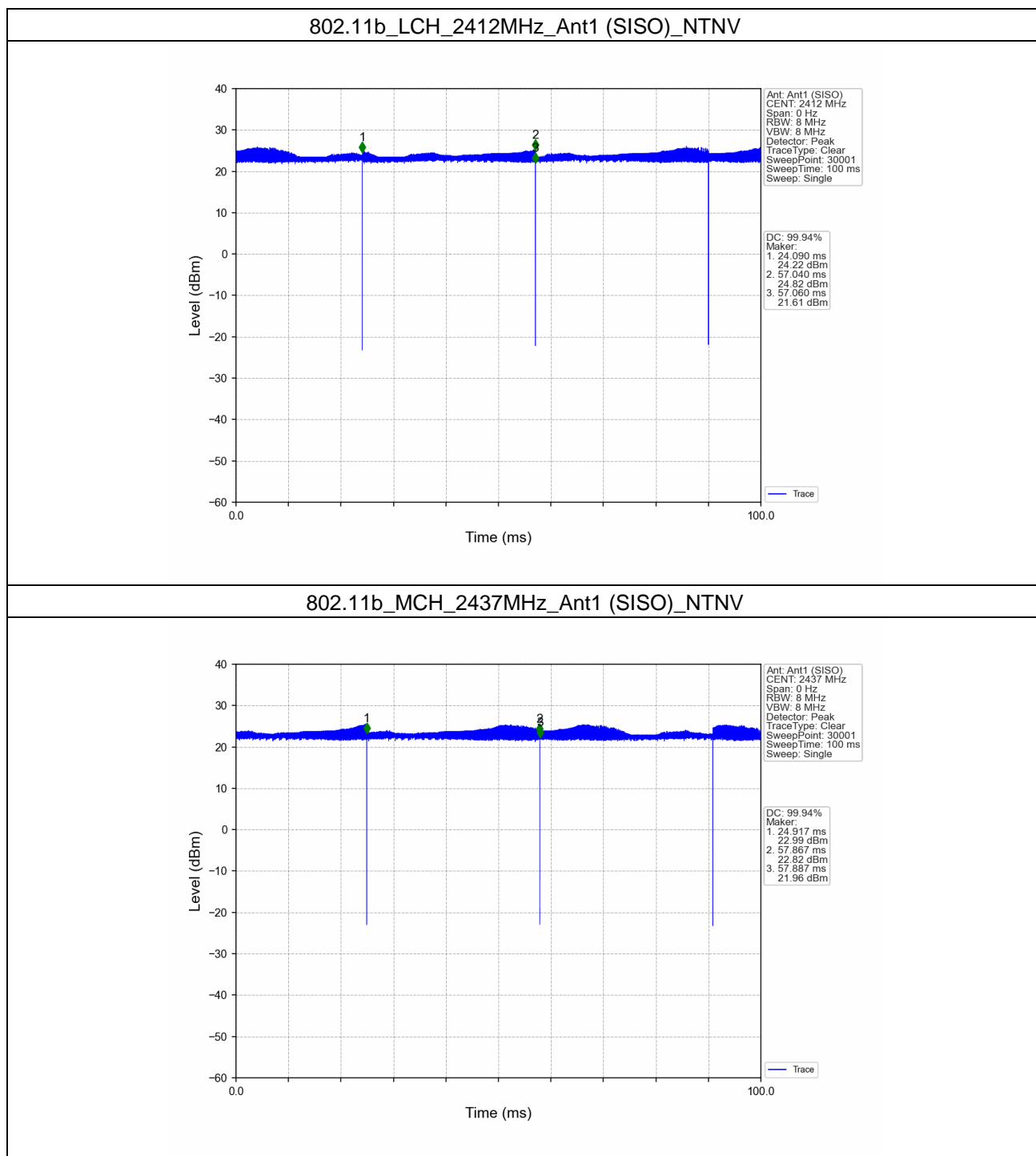
1.1.1 Ant1

Ant1							
Mode	TX Type	Frequency (MHz)	T_on (ms)	Period (ms)	Duty Cycle (%)	Duty Cycle Correction Factor (dB)	Max. DC Variation (%)
802.11b	SISO	2412	32.950	32.970	99.94	0.00	0.00
		2437	32.950	32.970	99.94	0.00	0.00
		2462	32.953	32.973	99.94	0.00	0.00
802.11g	SISO	2412	5.486	5.510	99.56	0.02	0.04
		2437	5.486	5.510	99.56	0.02	0.00
		2462	5.484	5.510	99.53	0.02	0.00
802.11n (HT20)	SISO	2412	5.080	5.107	99.47	0.02	0.04
		2437	5.080	5.107	99.47	0.02	0.04
		2462	5.079	5.105	99.49	0.02	0.04
802.11n (HT40)	SISO	2422	2.469	2.494	99.00	0.04	0.00
		2437	2.469	2.568	96.14	0.17	2.84
		2452	2.469	2.494	99.00	0.04	0.03

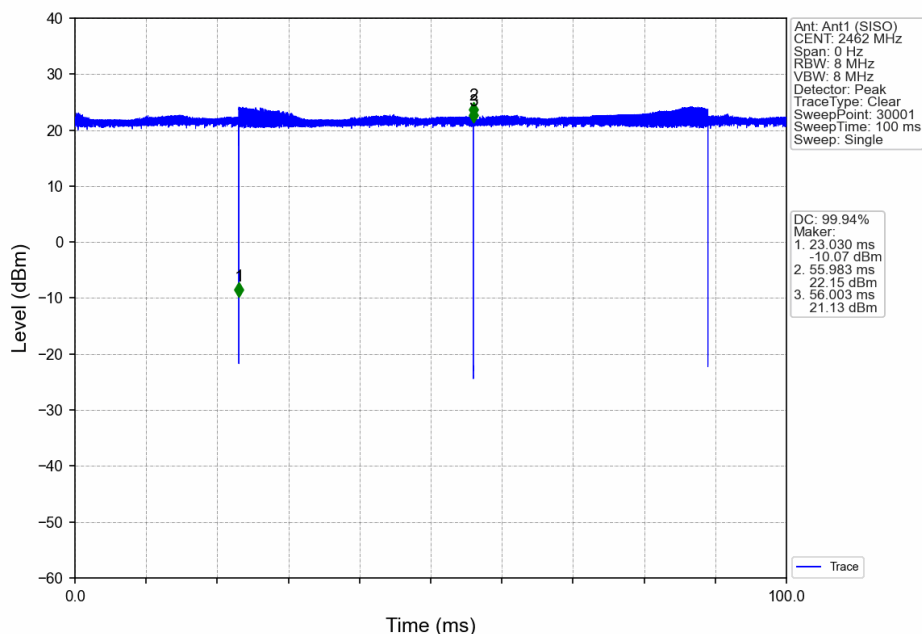


1.2 Test Graph

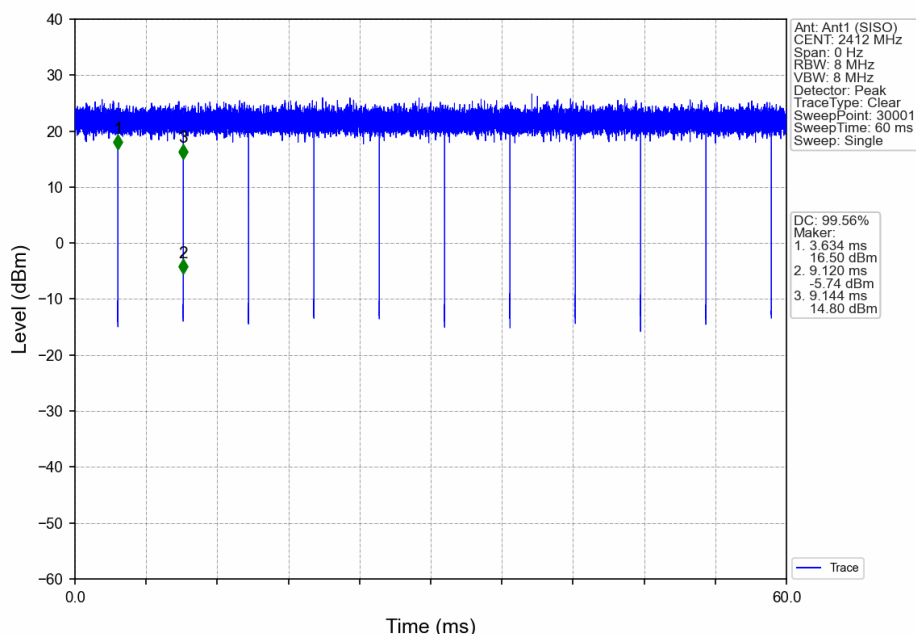
1.2.1 Ant1



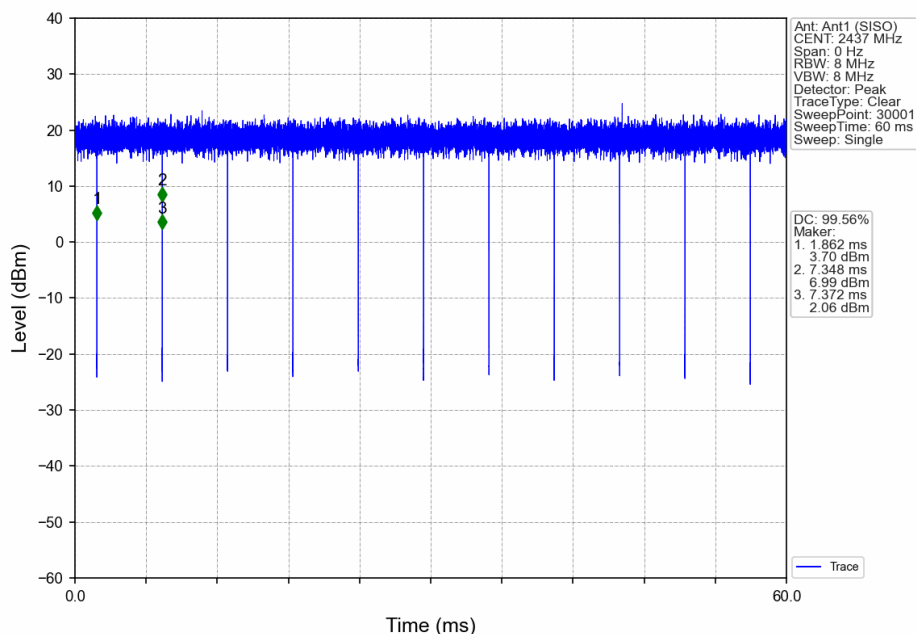
802.11b_HCH_2462MHz_Ant1 (SISO)_NTNV



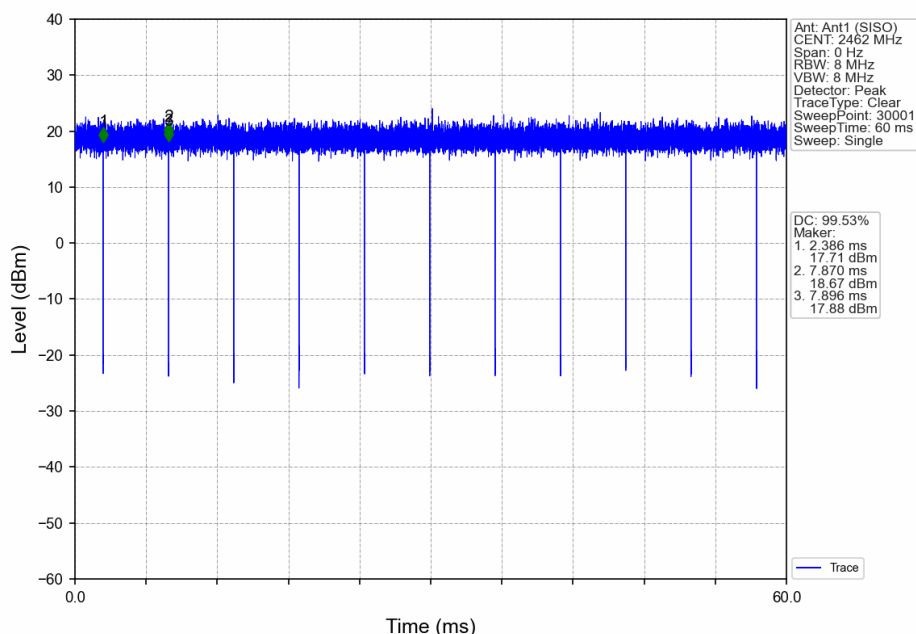
802.11g_LCH_2412MHz_Ant1 (SISO)_NTNV



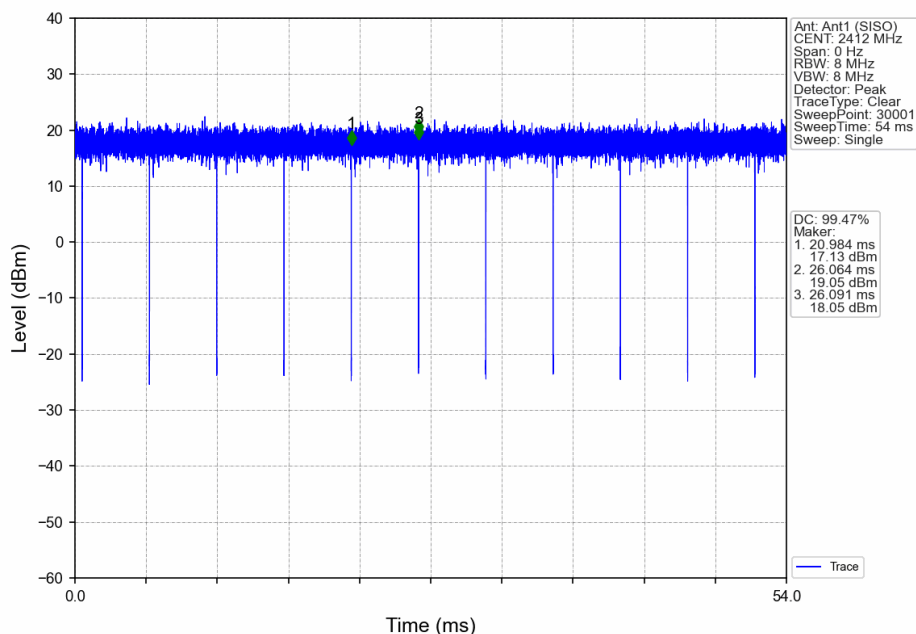
802.11g_MCH_2437MHz_Ant1 (SISO)_NTNV



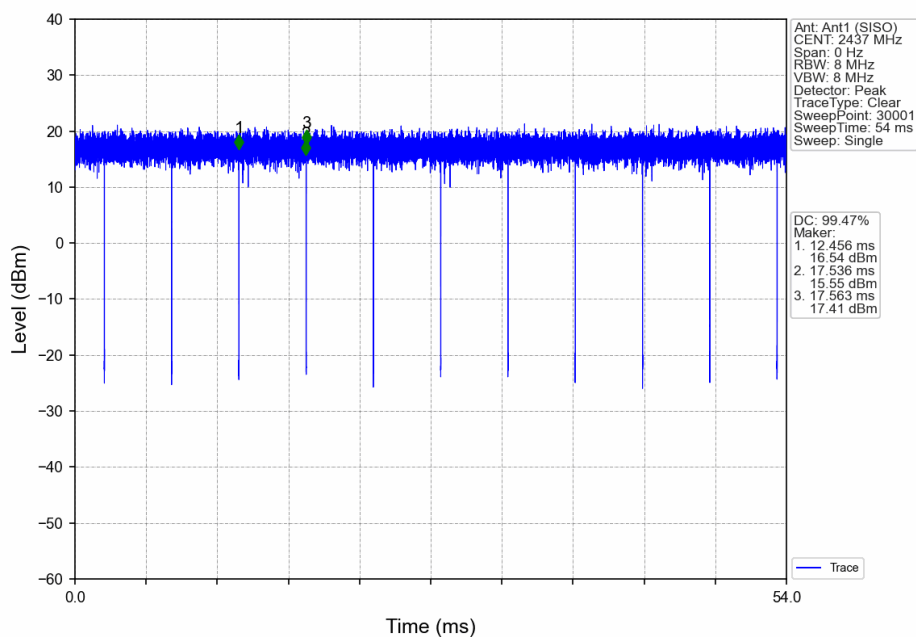
802.11g_HCH_2462MHz_Ant1 (SISO)_NTNV



802.11n(HT20)_LCH_2412MHz_Ant1 (SISO)_NTNV



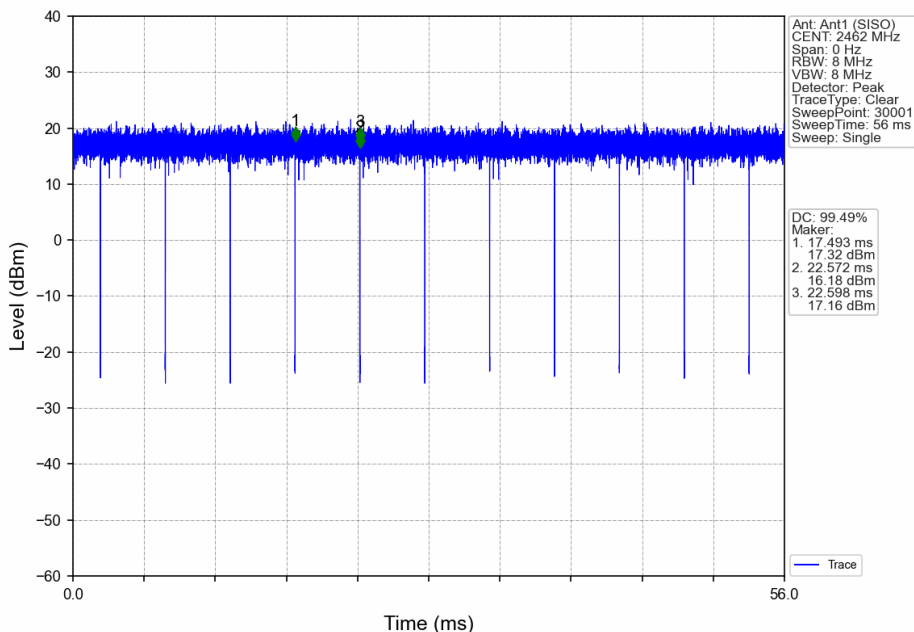
802.11n(HT20)_MCH_2437MHz_Ant1 (SISO)_NTNV



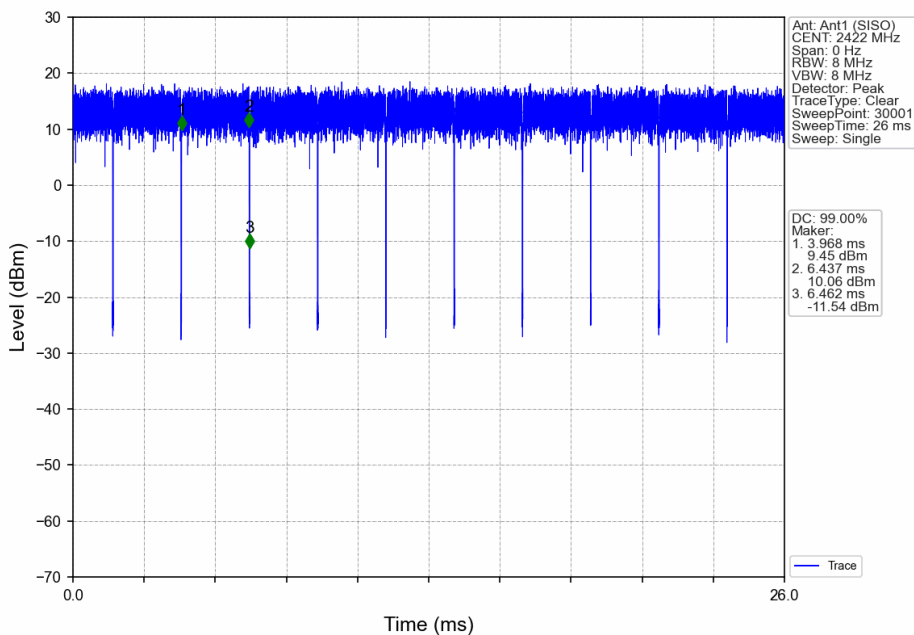
Unless otherwise agreed in writing, this document is issued by the Company subject to its General Conditions of Service printed overleaf, available on request or accessible at <https://www.sgs.com/en/Terms-and-Conditions>. Attention is drawn to the limitation of liability, indemnification and jurisdiction issues defined therein. Any holder of this document is advised that information contained hereon reflects the Company's findings at the time of its intervention only and within the limits of Client's instructions, if any. The Company's sole responsibility is to its Client and this document does not exonerate parties to a transaction from exercising all their rights and obligations under the transaction documents. This document cannot be reproduced except in full, without prior written approval of the Company. Any unauthorized alteration, forgery or falsification of the content or appearance of this document is unlawful and offenders may be prosecuted to the fullest extent of the law. Unless otherwise stated the results shown in this test report refer only to the sample(s) tested and such sample(s) are retained for 30 days only.

Attention: To check the authenticity of testing /inspection report & certificate, please contact us at telephone: (86-755) 8307 1443, or email: CN.Doccheck@sgs.com

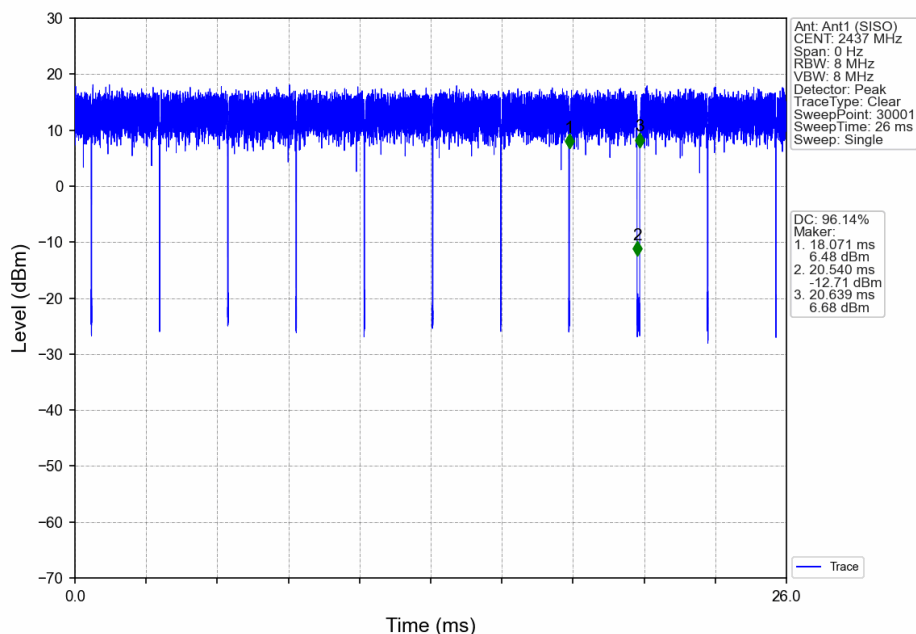
802.11n(HT20)_HCH_2462MHz_Ant1 (SISO)_NTNV



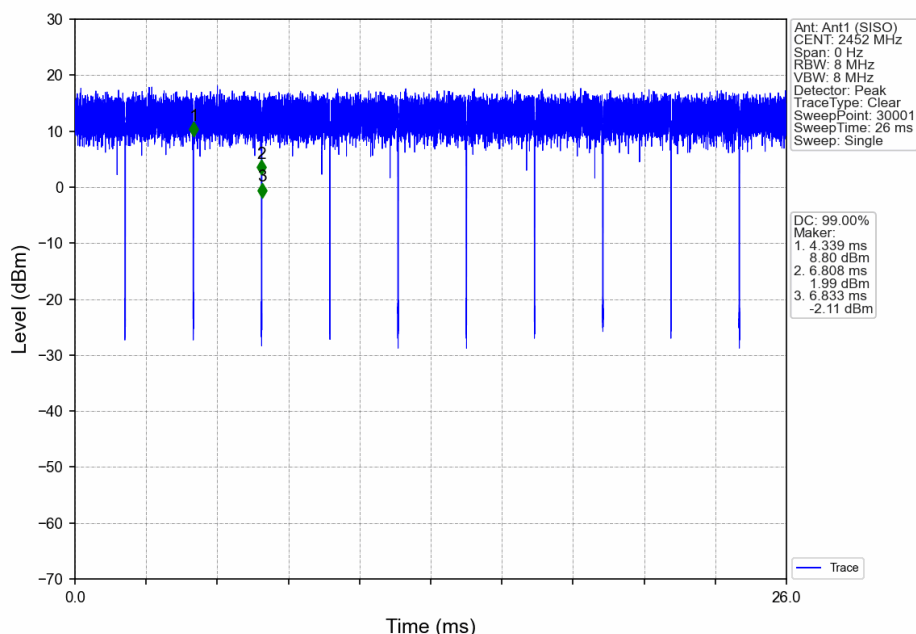
802.11n(HT40)_LCH_2422MHz_Ant1 (SISO)_NTNV



802.11n(HT40)_MCH_2437MHz_Ant1 (SISO)_NTNV



802.11n(HT40)_HCH_2452MHz_Ant1 (SISO)_NTNV



2. Bandwidth

2.1 Test Result

2.1.1 OBW

Mode	TX Type	Frequency (MHz)	ANT	99% Occupied Bandwidth (MHz)		Verdict
				Result	Limit	
802.11b	SISO	2412	1	13.112	/	Pass
		2437	1	13.073	/	Pass
		2462	1	13.053	/	Pass
802.11g	SISO	2412	1	18.623	/	Pass
		2437	1	17.512	/	Pass
		2462	1	17.376	/	Pass
802.11n (HT20)	SISO	2412	1	17.746	/	Pass
		2437	1	17.703	/	Pass
		2462	1	17.747	/	Pass
802.11n (HT40)	SISO	2422	1	36.325	/	Pass
		2437	1	36.279	/	Pass
		2452	1	36.269	/	Pass

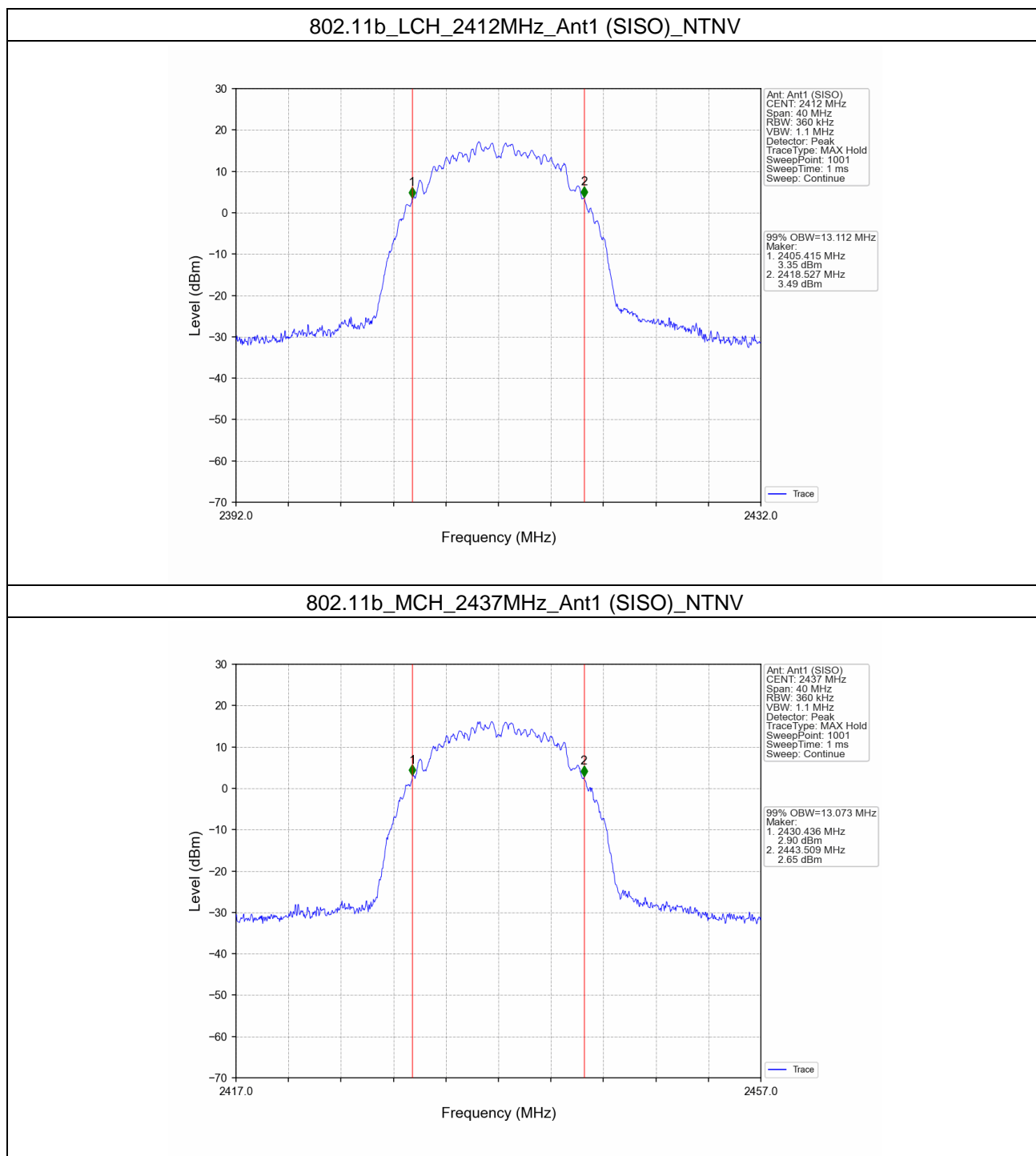
2.1.2 6dB BW

Mode	TX Type	Frequency (MHz)	ANT	6dB Bandwidth (MHz)		Verdict
				Result	Limit	
802.11b	SISO	2412	1	8.666	≥ 0.5	Pass
		2437	1	10.086	≥ 0.5	Pass
		2462	1	8.678	≥ 0.5	Pass
802.11g	SISO	2412	1	16.394	≥ 0.5	Pass
		2437	1	16.411	≥ 0.5	Pass
		2462	1	16.413	≥ 0.5	Pass
802.11n (HT20)	SISO	2412	1	17.135	≥ 0.5	Pass
		2437	1	17.075	≥ 0.5	Pass
		2462	1	17.093	≥ 0.5	Pass
802.11n (HT40)	SISO	2422	1	35.163	≥ 0.5	Pass
		2437	1	35.173	≥ 0.5	Pass
		2452	1	35.170	≥ 0.5	Pass

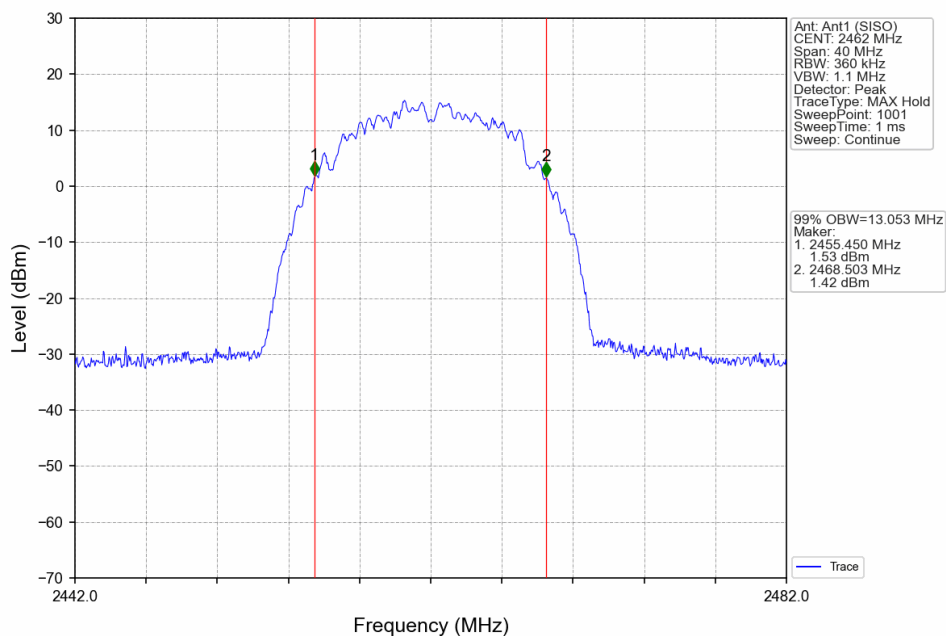


2.2 Test Graph

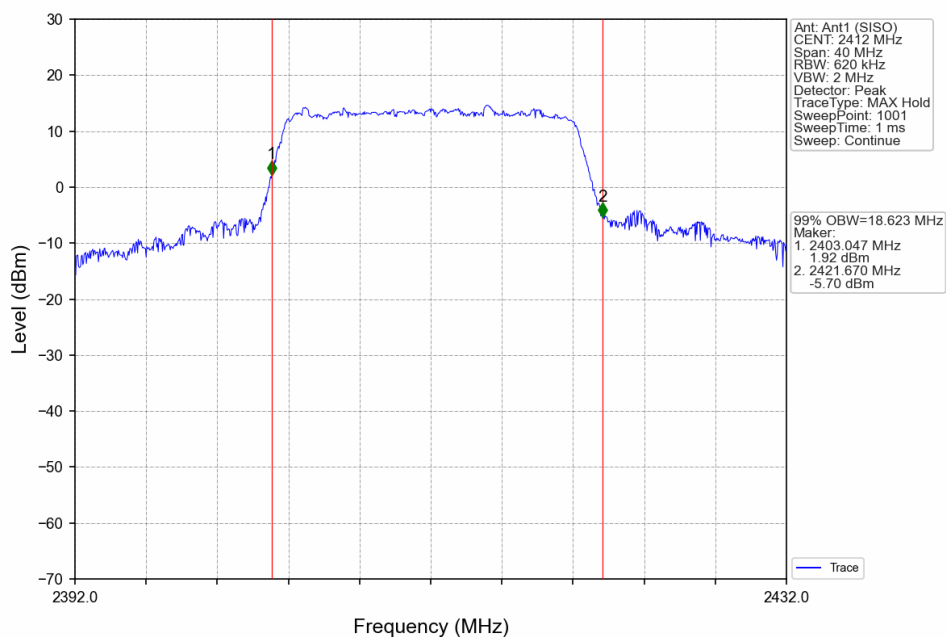
2.2.1 OBW



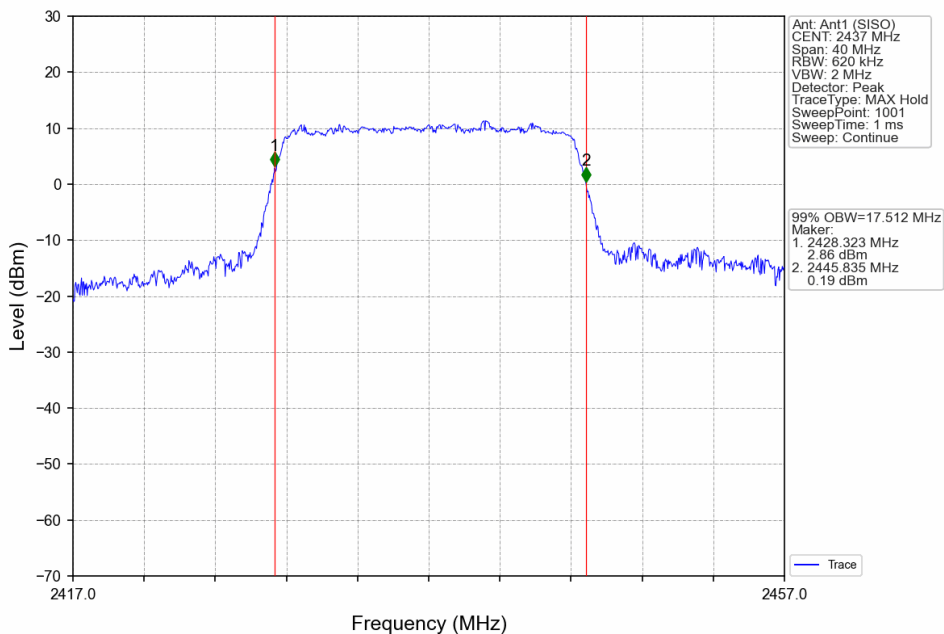
802.11b_HCH_2462MHz_Ant1 (SISO)_NTNV



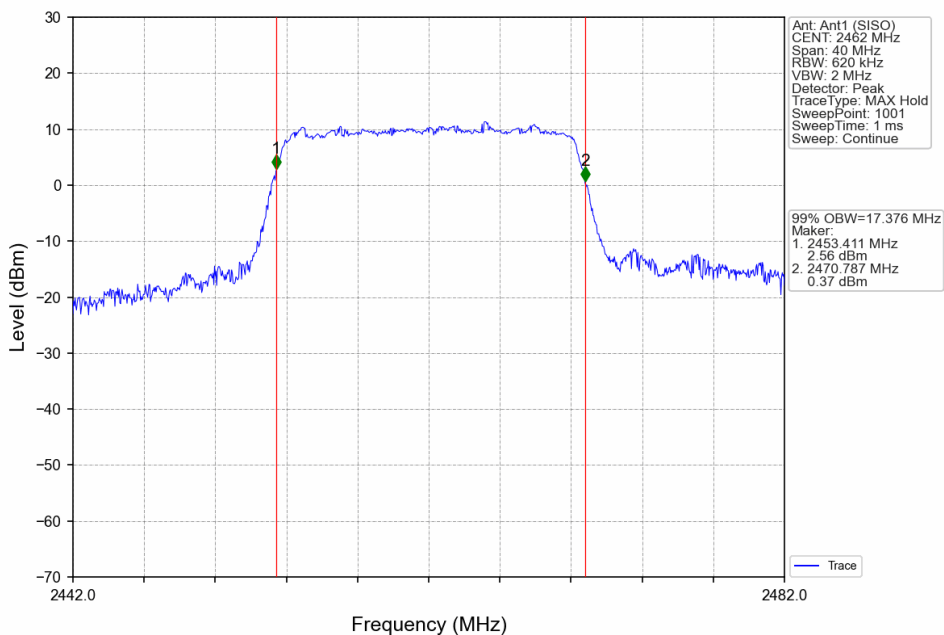
802.11g_LCH_2412MHz_Ant1 (SISO)_NTNV



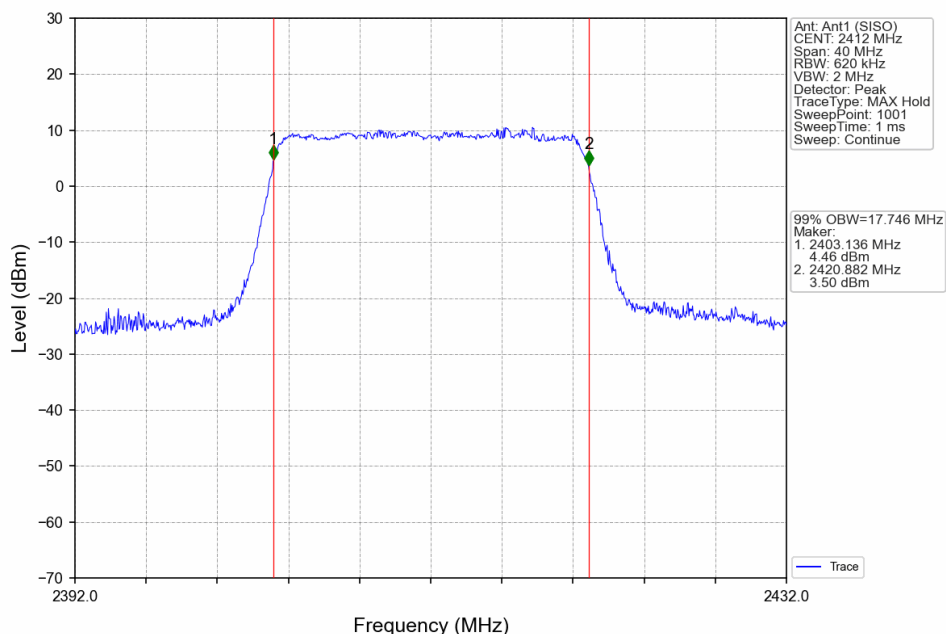
802.11g_MCH_2437MHz_Ant1 (SISO)_NTNV



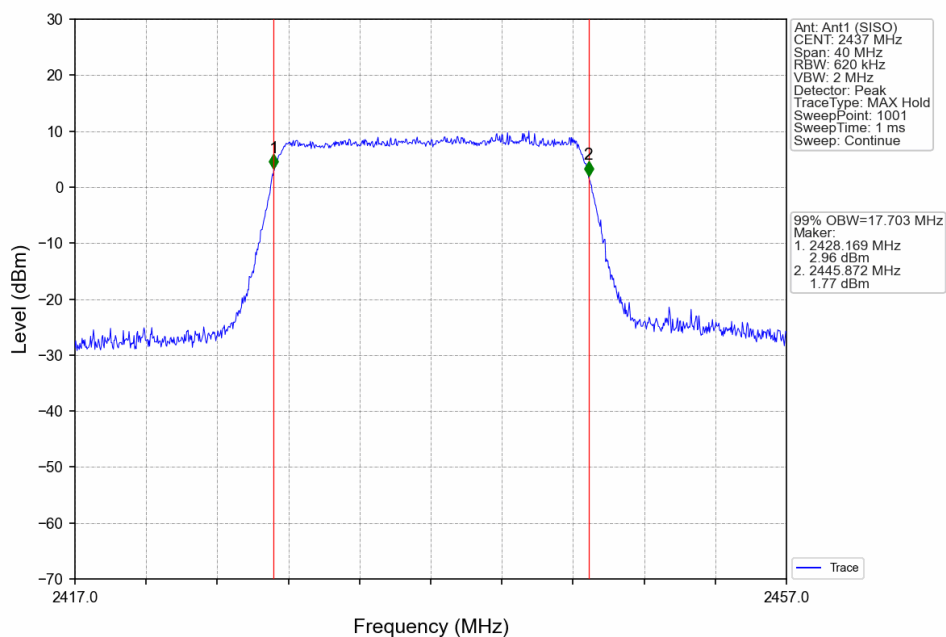
802.11g_HCH_2462MHz_Ant1 (SISO)_NTNV



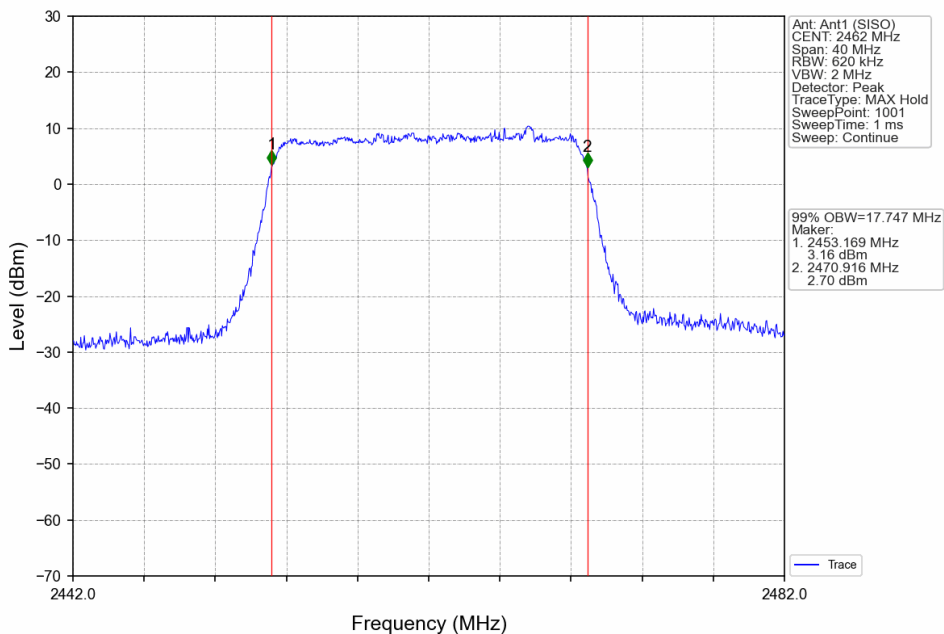
802.11n(HT20)_LCH_2412MHz_Ant1 (SISO)_NTNV



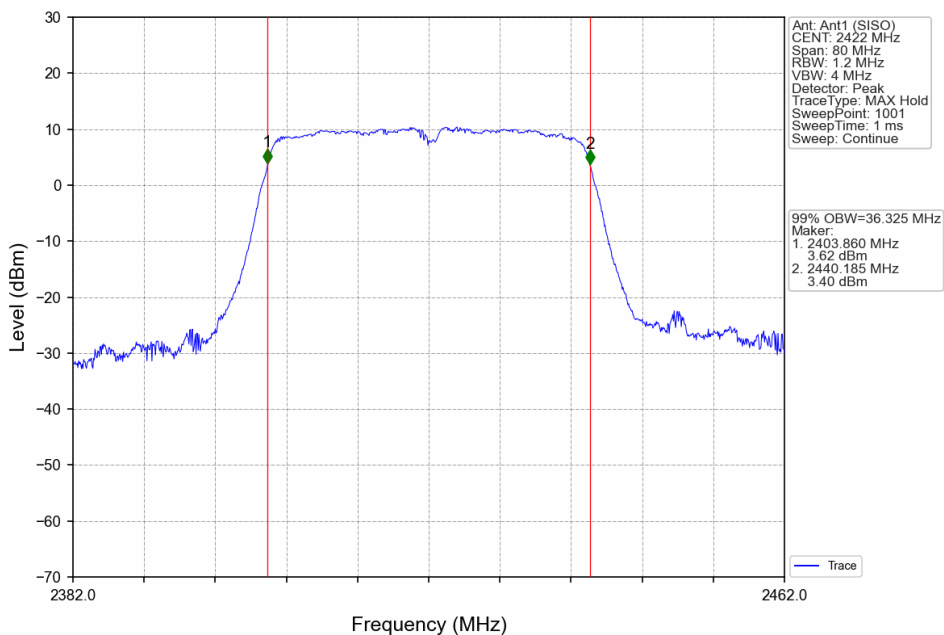
802.11n(HT20)_MCH_2437MHz_Ant1 (SISO)_NTNV



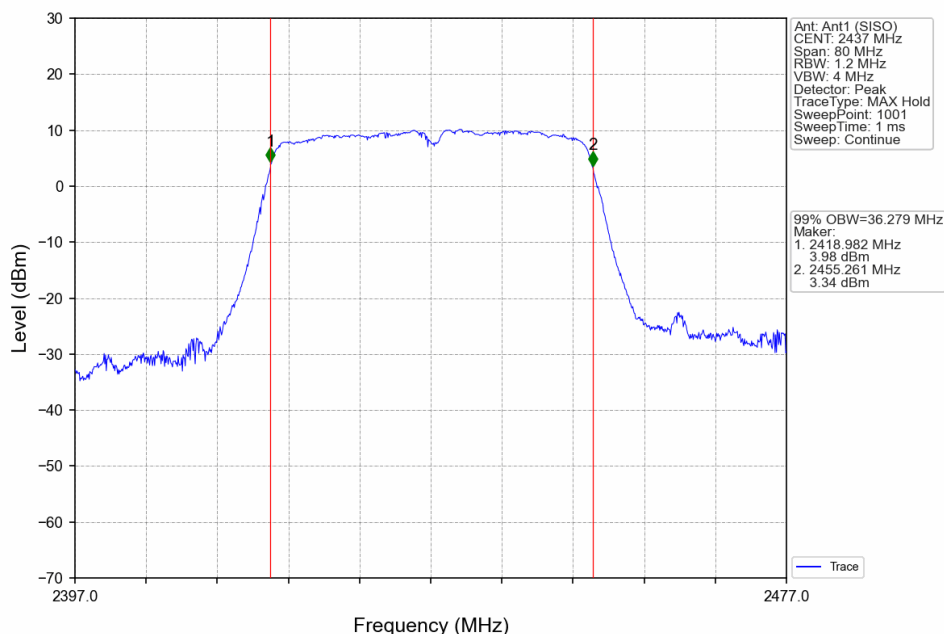
802.11n(HT20)_HCH_2462MHz_Ant1 (SISO)_NTNV



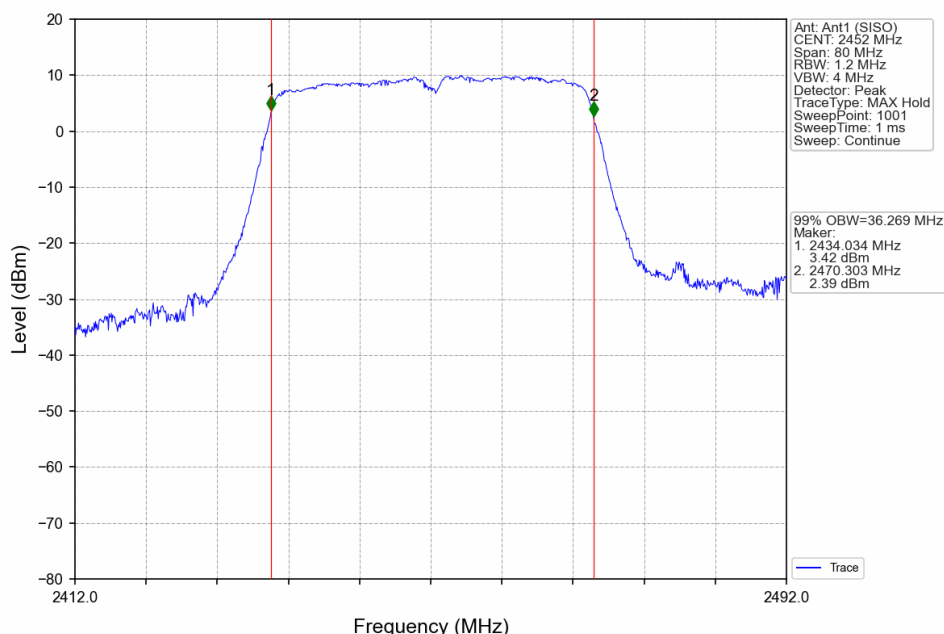
802.11n(HT40)_LCH_2422MHz_Ant1 (SISO)_NTNV



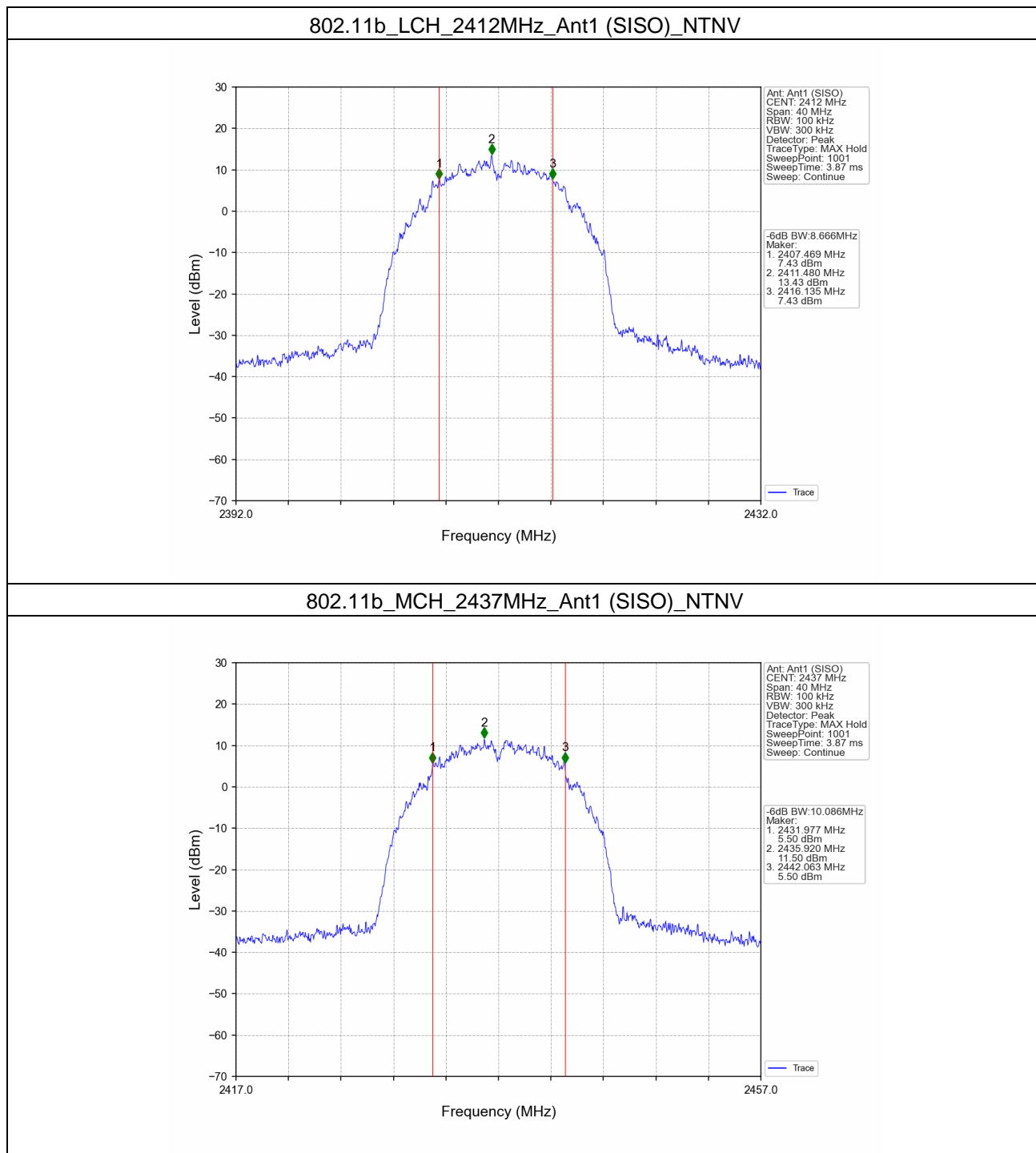
802.11n(HT40)_MCH_2437MHz_Ant1 (SISO)_NTNV



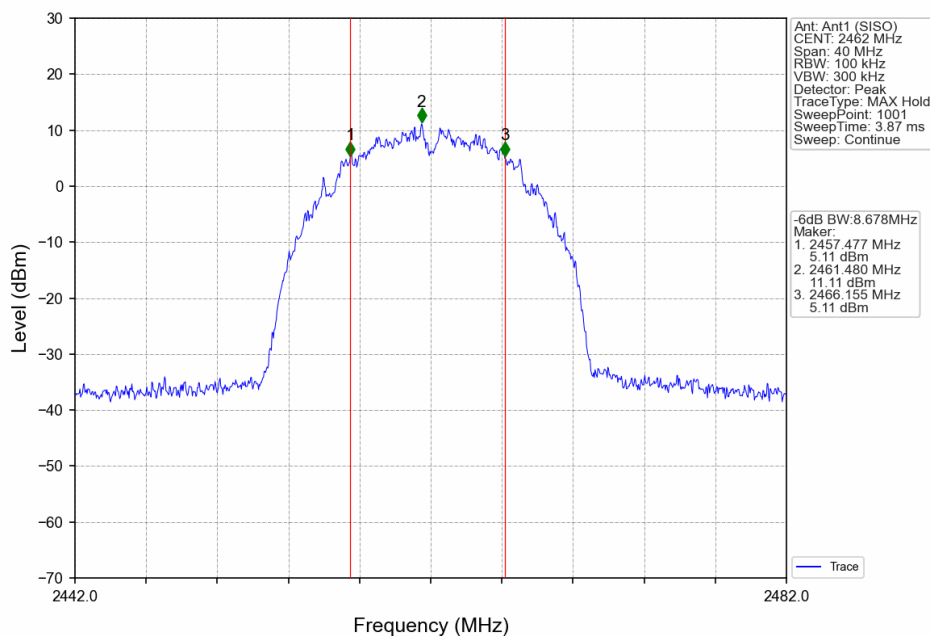
802.11n(HT40)_HCH_2452MHz_Ant1 (SISO)_NTNV



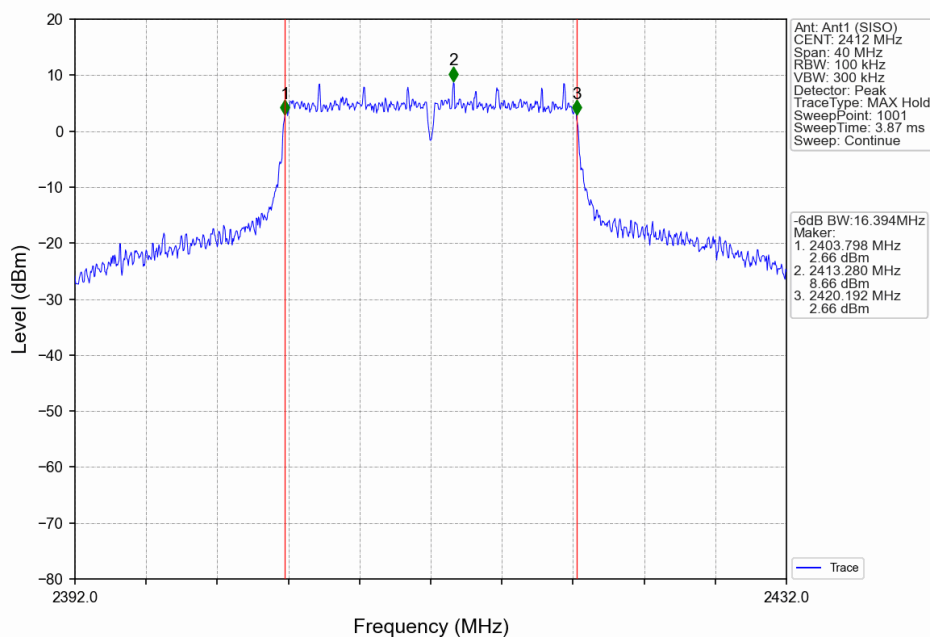
2.2.2 6dB BW



802.11b_HCH_2462MHz_Ant1 (SISO)_NTNV



802.11g_LCH_2412MHz_Ant1 (SISO)_NTNV



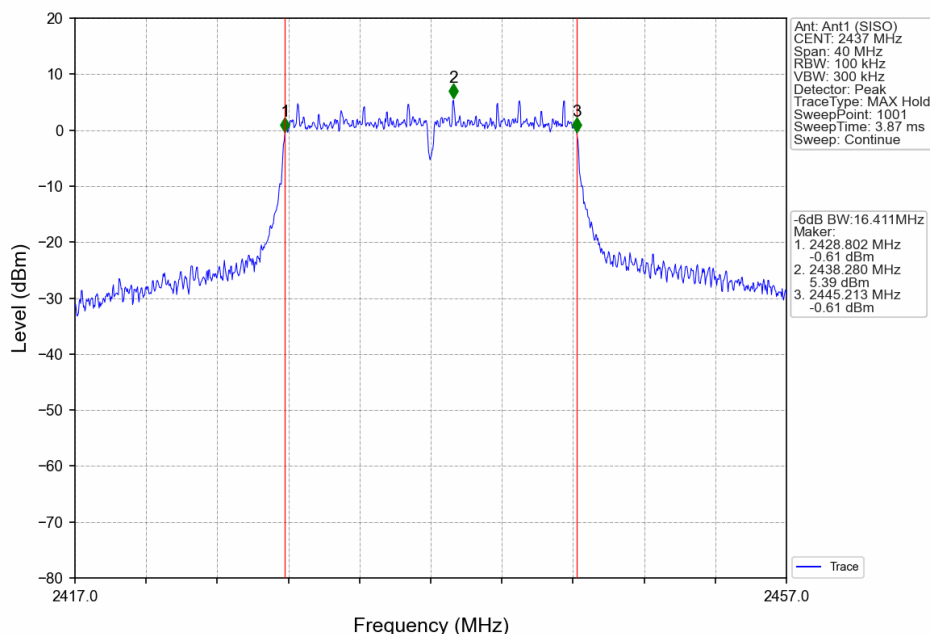
Unless otherwise agreed in writing, this document is issued by the Company subject to its General Conditions of Service printed overleaf, available on request or accessible at <https://www.sgs.com/en/Terms-and-Conditions>. Attention is drawn to the limitation of liability, indemnification and jurisdiction issues defined therein. Any holder of this document is advised that information contained hereon reflects the Company's findings at the time of its intervention only and within the limits of Client's instructions, if any. The Company's sole responsibility is to its Client and this document does not exonerate parties to a transaction from exercising all their rights and obligations under the transaction documents. This document cannot be reproduced except in full, without prior written approval of the Company. Any unauthorized alteration, forgery or falsification of the content or appearance of this document is unlawful and offenders may be prosecuted to the fullest extent of the law. Unless otherwise stated the results shown in this test report refer only to the sample(s) tested and such sample(s) are retained for 30 days only.

Attention: To check the authenticity of testing / inspection report & certificate, please contact us at telephone: (86-755) 8307 1443, or email: CN.Doccheck@sgs.com

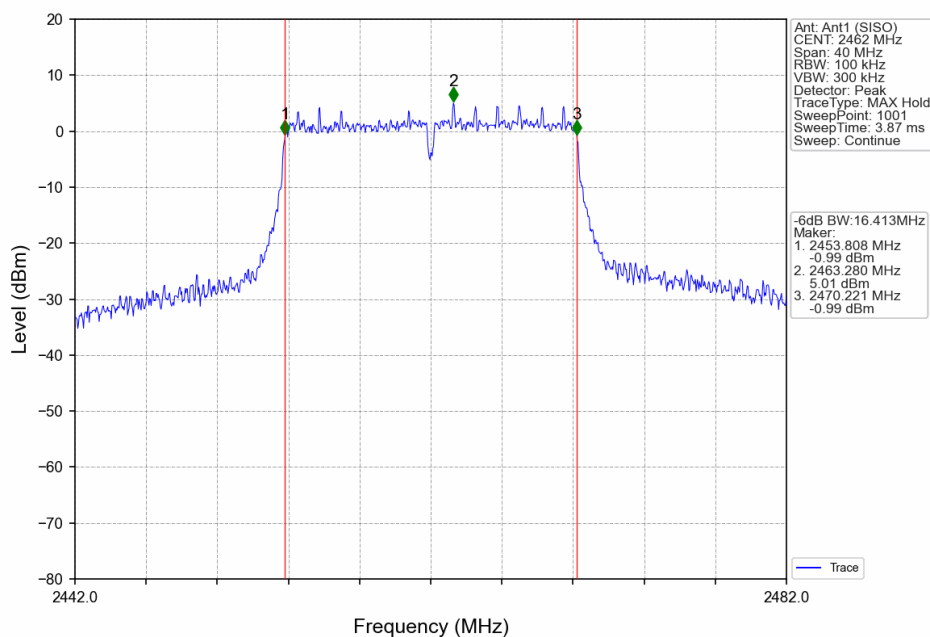
SGS-CSTC Standards Technical Services Co., Ltd.
Shenzhen Branch

No.1 Workshop, M-10, Middle Section, Science & Technology Park, Nanshan District, Shenzhen, Guangdong, China 518057 t (86-755) 26012053 f (86-755) 26710594 www.sgsgroup.com.cn
中国·广东·深圳市南山区科技园中区M-10栋1号厂房 邮编: 518057 t (86-755) 26012053 f (86-755) 26710594 sgs.china@sgs.com

802.11g_MCH_2437MHz_Ant1 (SISO)_NTNV



802.11g_HCH_2462MHz_Ant1 (SISO)_NTNV



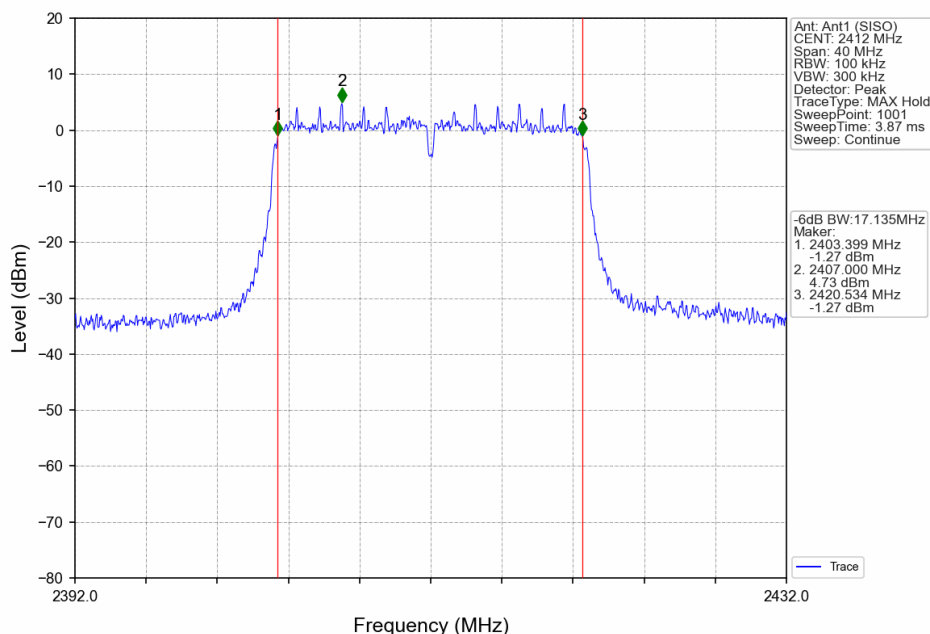
Unless otherwise agreed in writing, this document is issued by the Company subject to its General Conditions of Service printed overleaf, available on request or accessible at <https://www.sgs.com/en/Terms-and-Conditions>. Attention is drawn to the limitation of liability, indemnification and jurisdiction issues defined therein. Any holder of this document is advised that information contained hereon reflects the Company's findings at the time of its intervention only and within the limits of Client's instructions, if any. The Company's sole responsibility is to its Client and this document does not exonerate parties to a transaction from exercising all their rights and obligations under the transaction documents. This document cannot be reproduced except in full, without prior written approval of the Company. Any unauthorized alteration, forgery or falsification of the content or appearance of this document is unlawful and offenders may be prosecuted to the fullest extent of the law. Unless otherwise stated the results shown in this test report refer only to the sample(s) tested and such sample(s) are retained for 30 days only.

Attention: To check the authenticity of testing / inspection report & certificate, please contact us at telephone: (86-755) 8307 1443, or email: CN.Doccheck@sgs.com

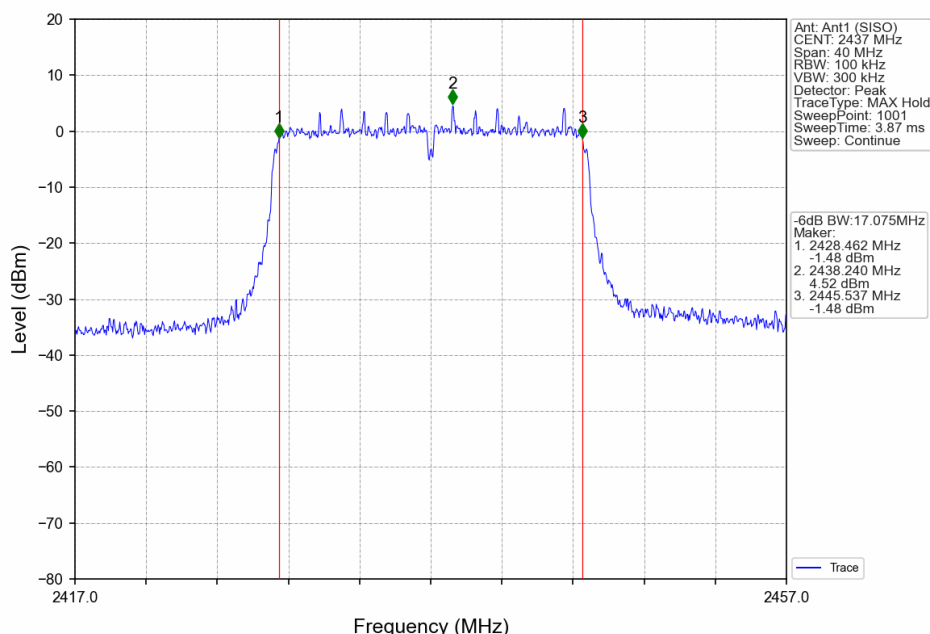
SGS-CSTC Standards Technical Services Co., Ltd.
Shenzhen Branch

No.1 Workshop, M-10, Middle Section, Science & Technology Park, Nanshan District, Shenzhen, Guangdong, China 518057 t (86-755) 26012053 f (86-755) 26710594 www.sgs.com.cn
中国·广东·深圳市南山区科技园中区M-10栋1号厂房 邮编: 518057 t (86-755) 26012053 f (86-755) 26710594 sgs.china@sgs.com

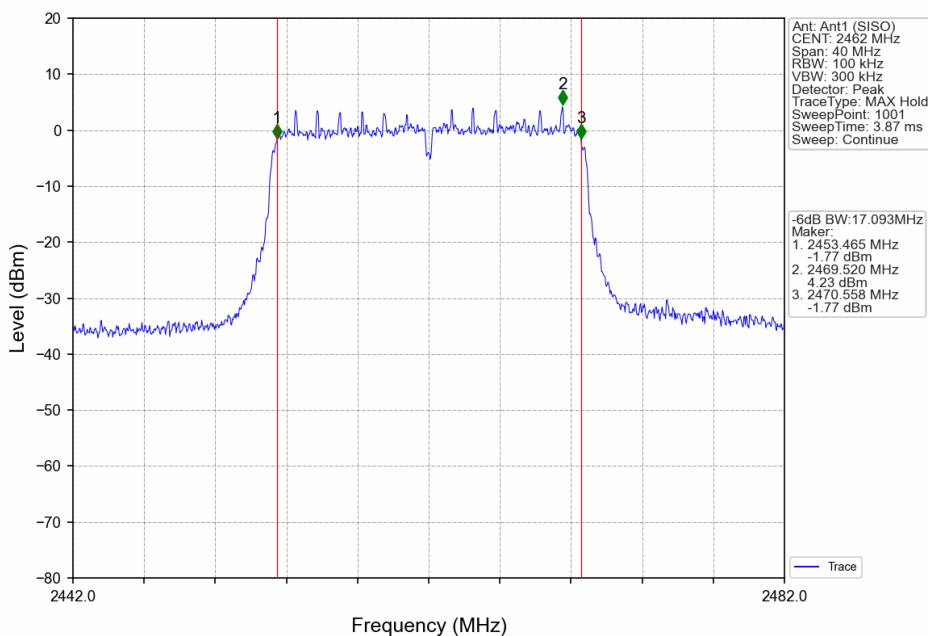
802.11n(HT20)_LCH_2412MHz_Ant1 (SISO)_NTNV



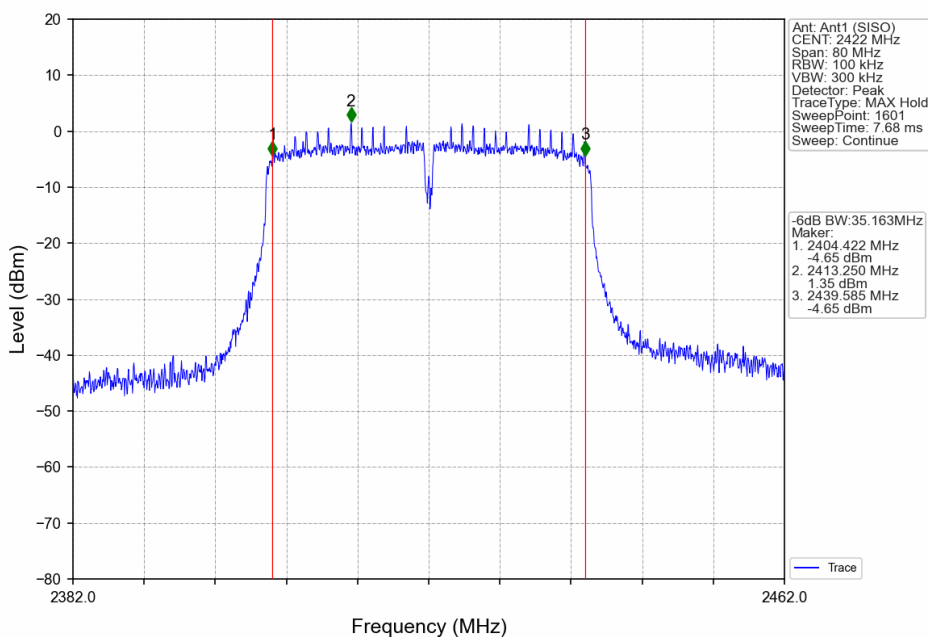
802.11n(HT20)_MCH_2437MHz_Ant1 (SISO)_NTNV



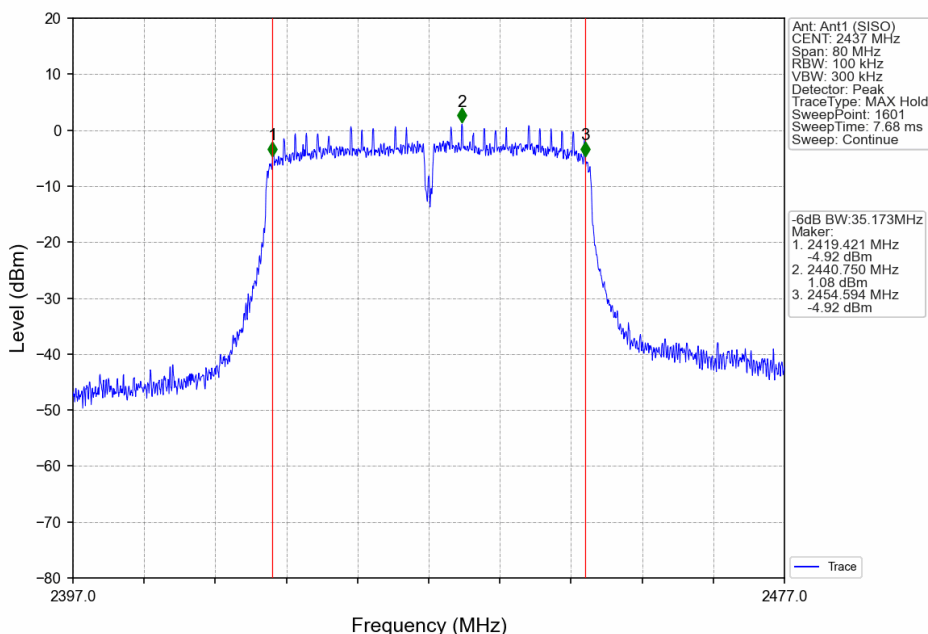
802.11n(HT20)_HCH_2462MHz_Ant1 (SISO)_NTNV



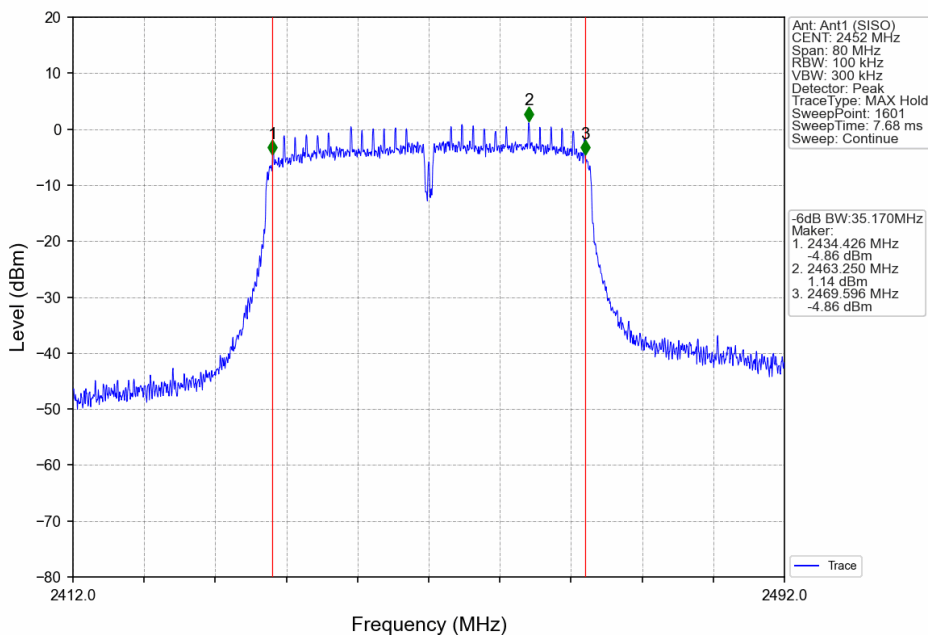
802.11n(HT40)_LCH_2422MHz_Ant1 (SISO)_NTNV



802.11n(HT40)_MCH_2437MHz_Ant1 (SISO)_NTNV



802.11n(HT40)_HCH_2452MHz_Ant1 (SISO)_NTNV



3. Maximum Conducted Output Power

3.1 Test Result

3.1.1 Power

Mode	TX Type	Frequency (MHz)	Maximum Average Conducted Output Power (dBm)		Verdict
			ANT1	Limit	
802.11b	SISO	2412	20.38	<=30	Pass
		2437	19.64	<=30	Pass
		2462	18.47	<=30	Pass
802.11g	SISO	2412	16.16	<=30	Pass
		2437	16.26	<=30	Pass
		2462	16.11	<=30	Pass
802.11n (HT20)	SISO	2412	15.71	<=30	Pass
		2437	15.18	<=30	Pass
		2462	15.00	<=30	Pass
802.11n (HT40)	SISO	2422	14.96	<=30	Pass
		2437	14.72	<=30	Pass
		2452	14.51	<=30	Pass



4. Maximum Power Spectral Density

4.1 Test Result

4.1.1 PSD

Mode	TX Type	Frequency (MHz)	Maximum PSD (dBm/3kHz)		Verdict
			ANT1	Limit	
802.11b	SISO	2412	-2.94	<=8	Pass
		2437	-2.95	<=8	Pass
		2462	-3.86	<=8	Pass
802.11g	SISO	2412	-9.46	<=8	Pass
		2437	-9.09	<=8	Pass
		2462	-9.30	<=8	Pass
802.11n (HT20)	SISO	2412	-8.87	<=8	Pass
		2437	-9.56	<=8	Pass
		2462	-9.56	<=8	Pass
802.11n (HT40)	SISO	2422	-13.18	<=8	Pass
		2437	-12.44	<=8	Pass
		2452	-8.80	<=8	Pass

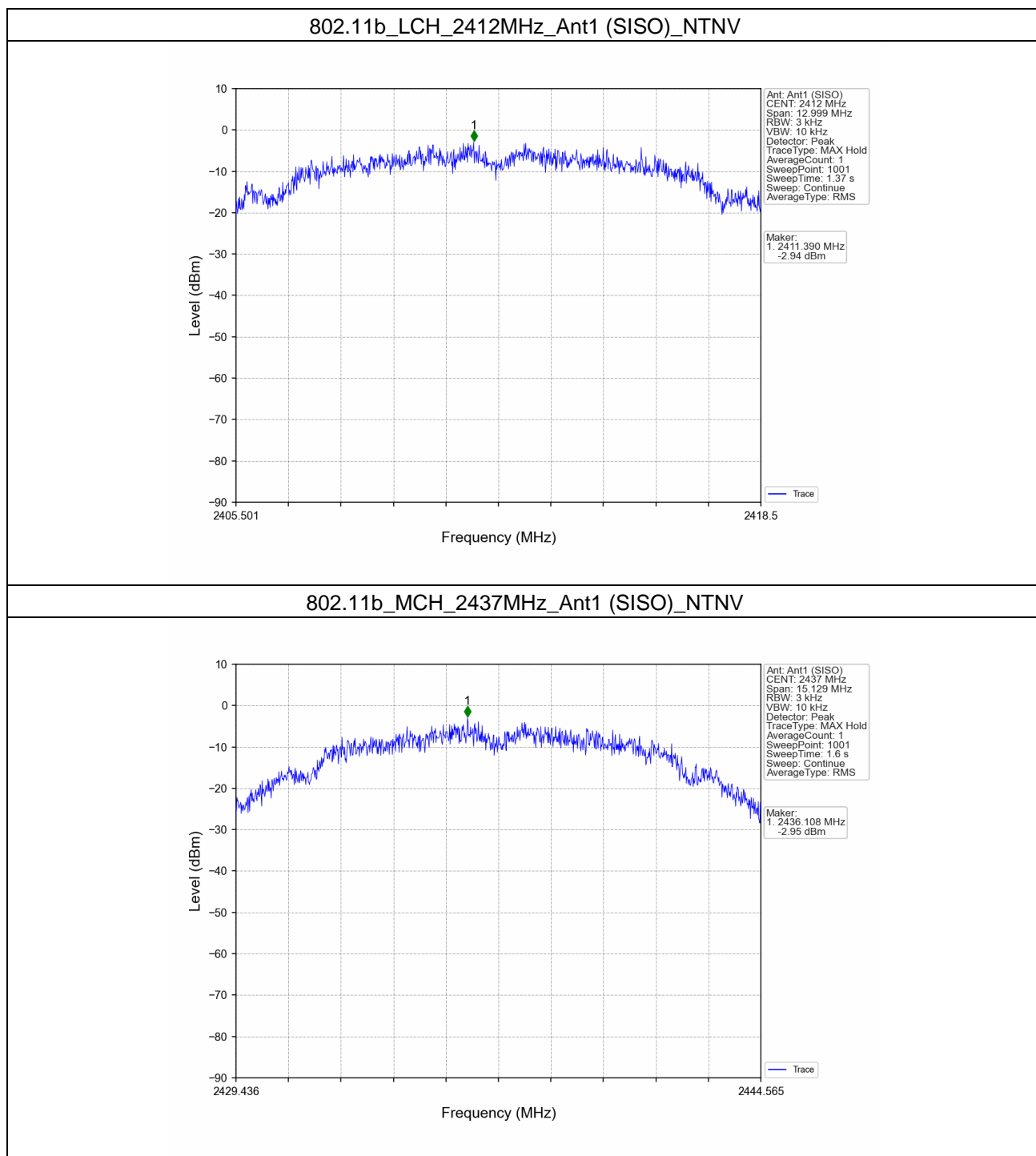


Unless otherwise agreed in writing, this document is issued by the Company subject to its General Conditions of Service printed overleaf, available on request or accessible at <https://www.sgs.com/en/Terms-and-Conditions>. Attention is drawn to the limitation of liability, indemnification and jurisdiction issues defined therein. Any holder of this document is advised that information contained hereon reflects the Company's findings at the time of its intervention only and within the limits of Client's instructions, if any. The Company's sole responsibility is to its Client and this document does not exonerate parties to a transaction from exercising all their rights and obligations under the transaction documents. This document cannot be reproduced except in full, without prior written approval of the Company. Any unauthorized alteration, forgery or falsification of the content or appearance of this document is unlawful and offenders may be prosecuted to the fullest extent of the law. Unless otherwise stated the results shown in this test report refer only to the sample(s) tested and such sample(s) are retained for 30 days only.

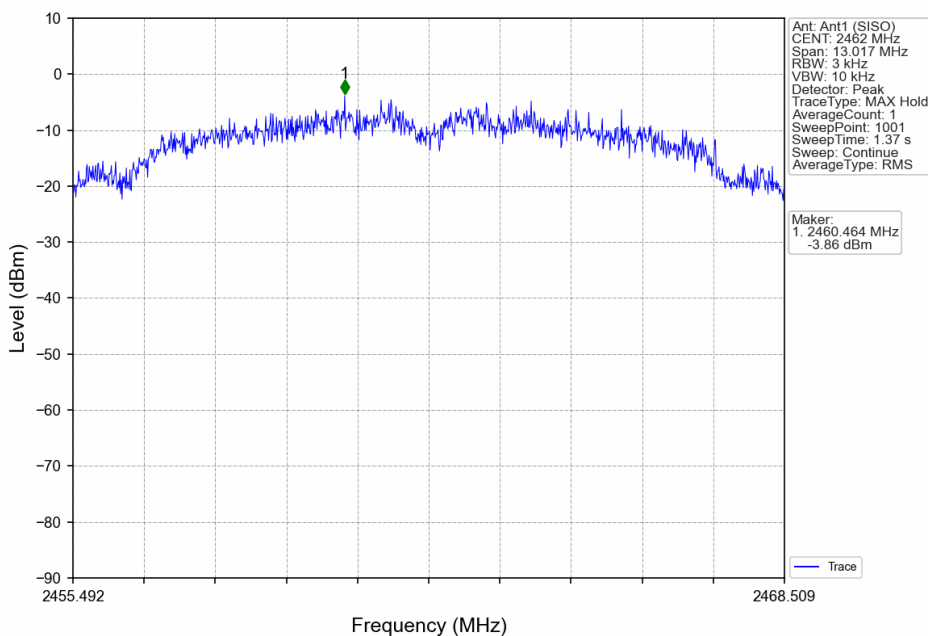
Attention: To check the authenticity of testing / inspection report & certificate, please contact us at telephone: (86-755) 8307 1443, or email: CN.Doccheck@sgs.com

4.2 Test Graph

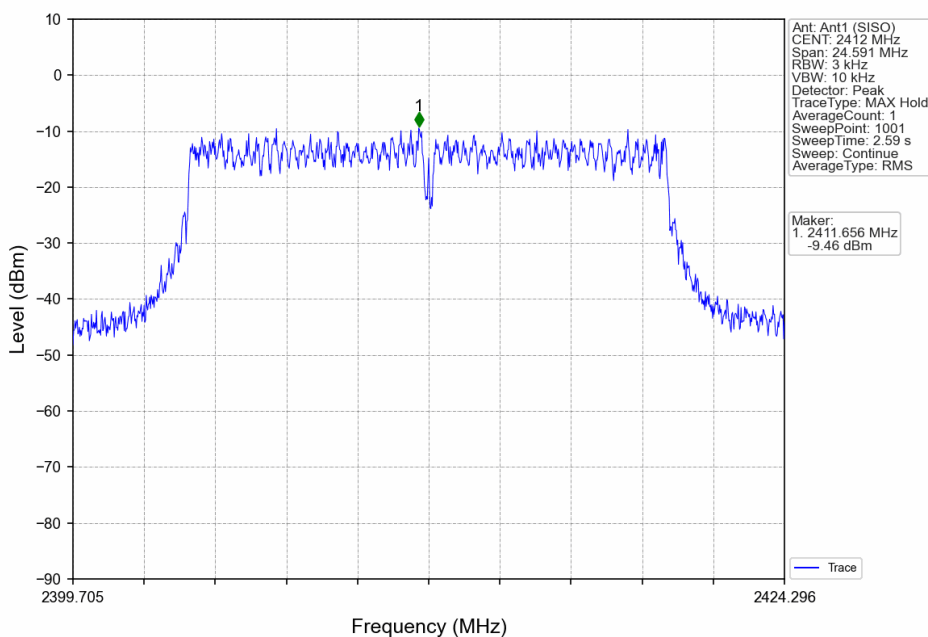
4.2.1 PSD



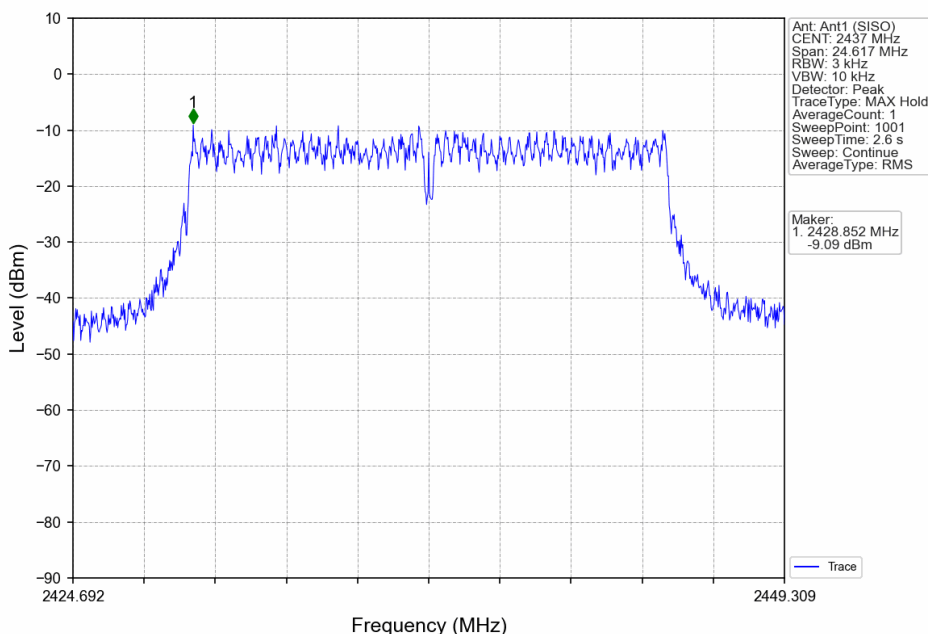
802.11b_HCH_2462MHz_Ant1 (SISO)_NTNV



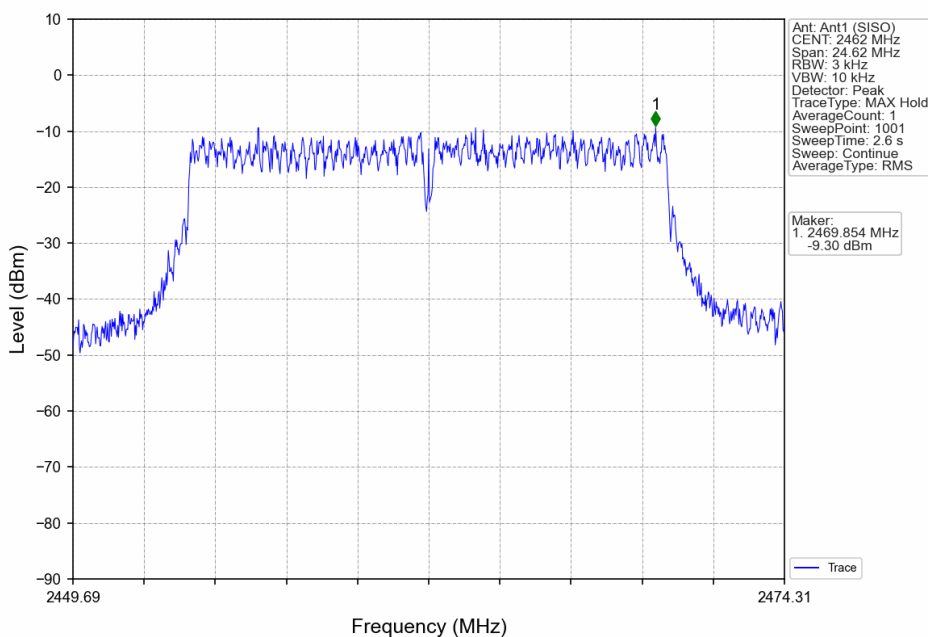
802.11g_LCH_2412MHz_Ant1 (SISO)_NTNV



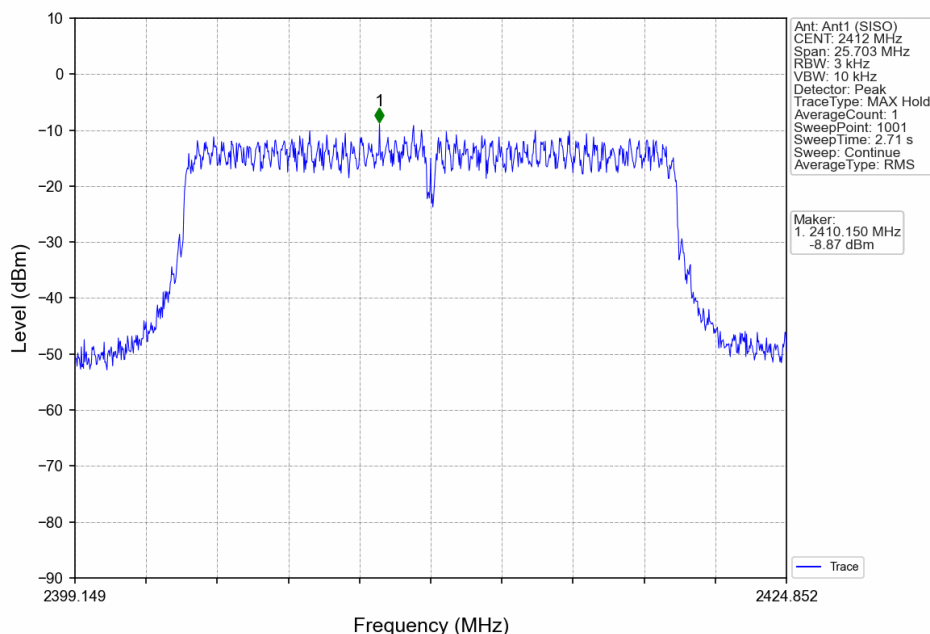
802.11g_MCH_2437MHz_Ant1 (SISO)_NTNV



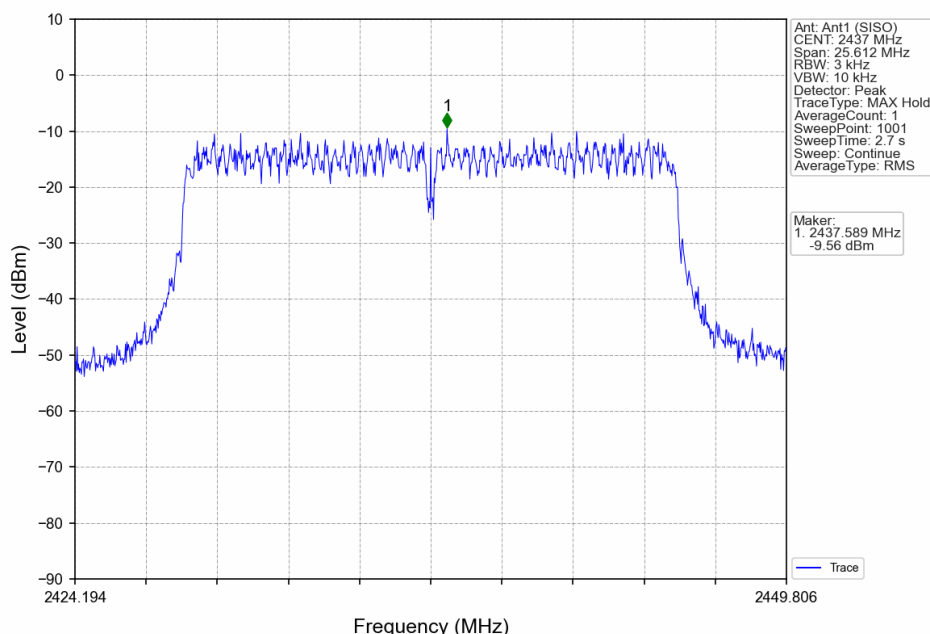
802.11g_HCH_2462MHz_Ant1 (SISO)_NTNV



802.11n(HT20)_LCH_2412MHz_Ant1 (SISO)_NTNV



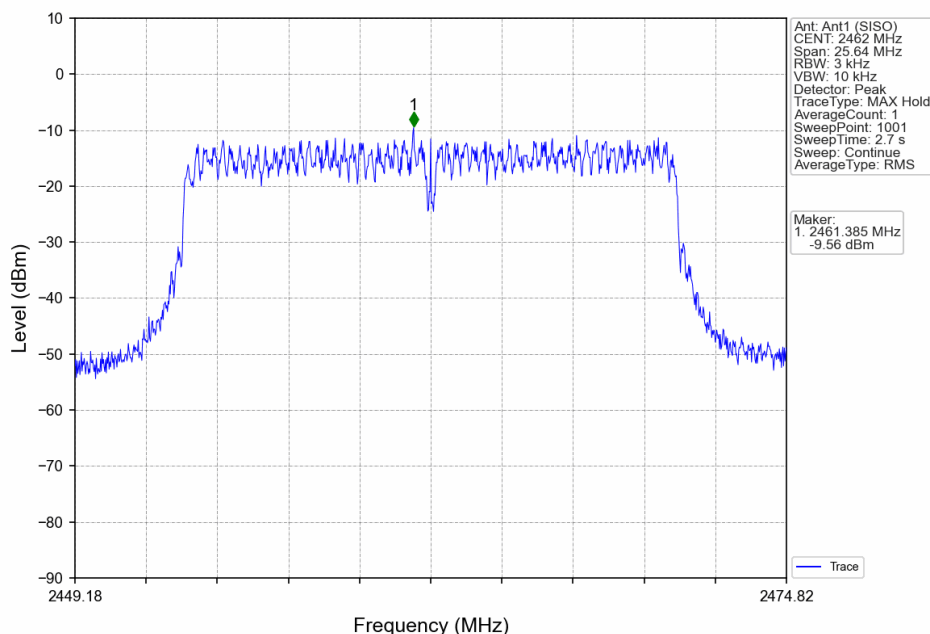
802.11n(HT20)_MCH_2437MHz_Ant1 (SISO)_NTNV



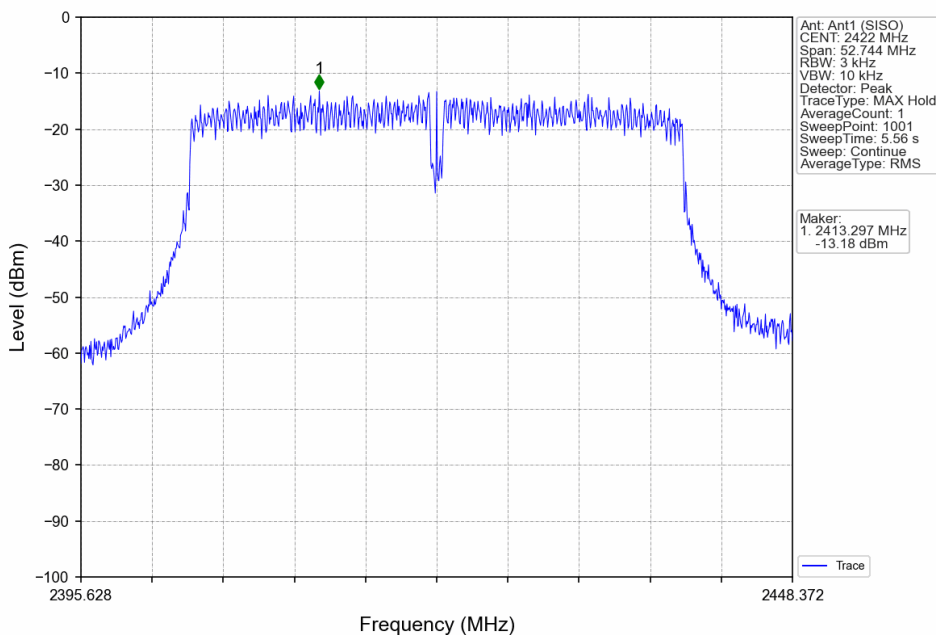
Unless otherwise agreed in writing, this document is issued by the Company subject to its General Conditions of Service printed overleaf, available on request or accessible at <https://www.sgs.com/en/Terms-and-Conditions>. Attention is drawn to the limitation of liability, indemnification and jurisdiction issues defined therein. Any holder of this document is advised that information contained hereon reflects the Company's findings at the time of its intervention only and within the limits of Client's instructions, if any. The Company's sole responsibility is to its Client and this document does not exonerate parties to a transaction from exercising all their rights and obligations under the transaction documents. This document cannot be reproduced except in full, without prior written approval of the Company. Any unauthorized alteration, forgery or falsification of the content or appearance of this document is unlawful and offenders may be prosecuted to the fullest extent of the law. Unless otherwise stated the results shown in this test report refer only to the sample(s) tested and such sample(s) are retained for 30 days only.

Attention: To check the authenticity of testing /inspection report & certificate, please contact us at telephone: (86-755) 8307 1443, or email: CN.Doccheck@sgs.com

802.11n(HT20)_HCH_2462MHz_Ant1 (SISO)_NTNV



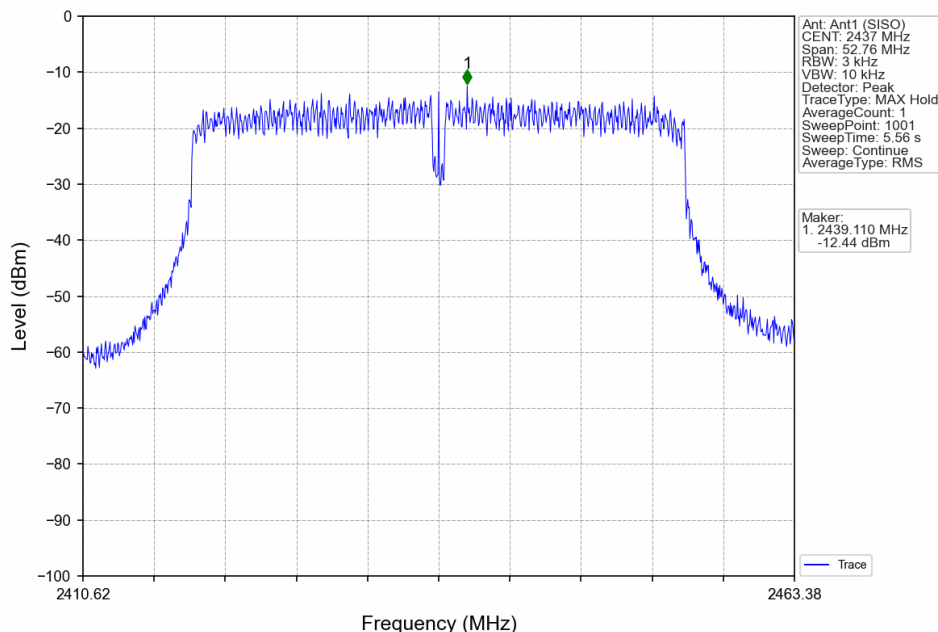
802.11n(HT40)_LCH_2422MHz_Ant1 (SISO)_NTNV



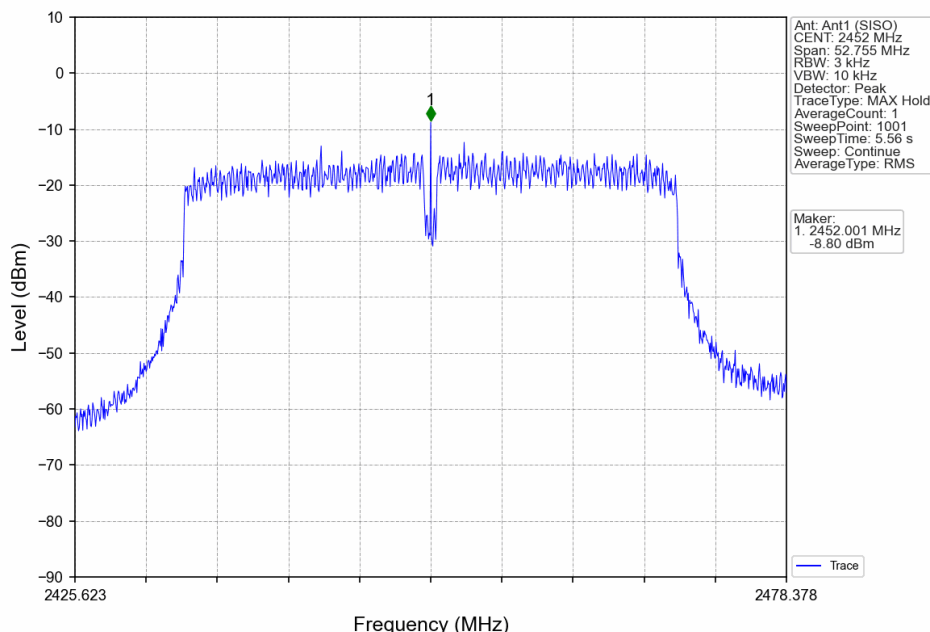
Unless otherwise agreed in writing, this document is issued by the Company subject to its General Conditions of Service printed overleaf, available on request or accessible at <https://www.sgs.com/en/Terms-and-Conditions>. Attention is drawn to the limitation of liability, indemnification and jurisdiction issues defined therein. Any holder of this document is advised that information contained hereon reflects the Company's findings at the time of its intervention only and within the limits of Client's instructions, if any. The Company's sole responsibility is to its Client and this document does not exonerate parties to a transaction from exercising all their rights and obligations under the transaction documents. This document cannot be reproduced except in full, without prior written approval of the Company. Any unauthorized alteration, forgery or falsification of the content or appearance of this document is unlawful and offenders may be prosecuted to the fullest extent of the law. Unless otherwise stated the results shown in this test report refer only to the sample(s) tested and such sample(s) are retained for 30 days only.

Attention: To check the authenticity of testing / inspection report & certificate, please contact us at telephone: (86-755) 8307 1443, or email: CN.Doccheck@sgs.com

802.11n(HT40)_MCH_2437MHz_Ant1 (SISO)_NTNV



802.11n(HT40)_HCH_2452MHz_Ant1 (SISO)_NTNV



Unless otherwise agreed in writing, this document is issued by the Company subject to its General Conditions of Service printed overleaf, available on request or accessible at <https://www.sgs.com/en/Terms-and-Conditions>. Attention is drawn to the limitation of liability, indemnification and jurisdiction issues defined therein. Any holder of this document is advised that information contained hereon reflects the Company's findings at the time of its intervention only and within the limits of Client's instructions, if any. The Company's sole responsibility is to its Client and this document does not exonerate parties to a transaction from exercising all their rights and obligations under the transaction documents. This document cannot be reproduced except in full, without prior written approval of the Company. Any unauthorized alteration, forgery or falsification of the content or appearance of this document is unlawful and offenders may be prosecuted to the fullest extent of the law. Unless otherwise stated the results shown in this test report refer only to the sample(s) tested and such sample(s) are retained for 30 days only.

Attention: To check the authenticity of testing / inspection report & certificate, please contact us at telephone: (86-755) 8307 1443, or email: CN.Doccheck@sgs.com

SGS-CSTC Standards Technical Services Co., Ltd.
Shenzhen Branch Testing & Calibration Laboratory

No.1 Workshop, M-10, Middle Section, Science & Technology Park, Nanshan District, Shenzhen, Guangdong, China 518057 t (86-755) 26012053 f (86-755) 26710594 www.sgs.com.cn
中国·广东·深圳市南山区科技园中区M-10栋1号厂房 邮编: 518057 t (86-755) 26012053 f (86-755) 26710594 sgs.china@sgs.com

5. Unwanted Emissions In Non-restricted Frequency Bands

5.1 Test Result

5.1.1 Ref

Mode	TX Type	Frequency (MHz)	ANT	Level of Reference (dBm)
802.11b	SISO	2412	1	12.77
		2437	1	11.70
		2462	1	10.49
802.11g	SISO	2412	1	4.65
		2437	1	5.39
		2462	1	4.98
802.11n (HT20)	SISO	2412	1	5.13
		2437	1	4.70
		2462	1	4.26
802.11n (HT40)	SISO	2422	1	1.23
		2437	1	0.94
		2452	1	0.70



SGS-CSTC Standards Technical Services Co., Ltd. Shenzhen Branch

SZEMC-TRF-01 Rev. A/1

Report No.: SZCR240700281603

Page: 122 of 138

5.1.2 CSE

Mode	TX Type	Frequency (MHz)	ANT	Level of Reference (dBm)	Limit (dBm)	Verdict
802.11b	SISO	2412	1	12.77	-17.23	Pass
		2437	1	12.77	-17.23	Pass
		2462	1	12.77	-17.23	Pass
802.11g	SISO	2412	1	5.39	-24.61	Pass
		2437	1	5.39	-24.61	Pass
		2462	1	5.39	-24.61	Pass
802.11n (HT20)	SISO	2412	1	5.13	-24.87	Pass
		2437	1	5.13	-24.87	Pass
		2462	1	5.13	-24.87	Pass
802.11n (HT40)	SISO	2422	1	1.23	-28.77	Pass
		2437	1	1.23	-28.77	Pass
		2452	1	1.23	-28.77	Pass



Unless otherwise agreed in writing, this document is issued by the Company subject to its General Conditions of Service printed overleaf, available on request or accessible at <https://www.sgs.com/en/Terms-and-Conditions>. Attention is drawn to the limitation of liability, indemnification and jurisdiction issues defined therein. Any holder of this document is advised that information contained hereon reflects the Company's findings at the time of its intervention only and within the limits of Client's instructions, if any. The Company's sole responsibility is to its Client and this document does not exonerate parties to a transaction from exercising all their rights and obligations under the transaction documents. This document cannot be reproduced except in full, without prior written approval of the Company. Any unauthorized alteration, forgery or falsification of the content or appearance of this document is unlawful and offenders may be prosecuted to the fullest extent of the law. Unless otherwise stated the results shown in this test report refer only to the sample(s) tested and such sample(s) are retained for 30 days only.

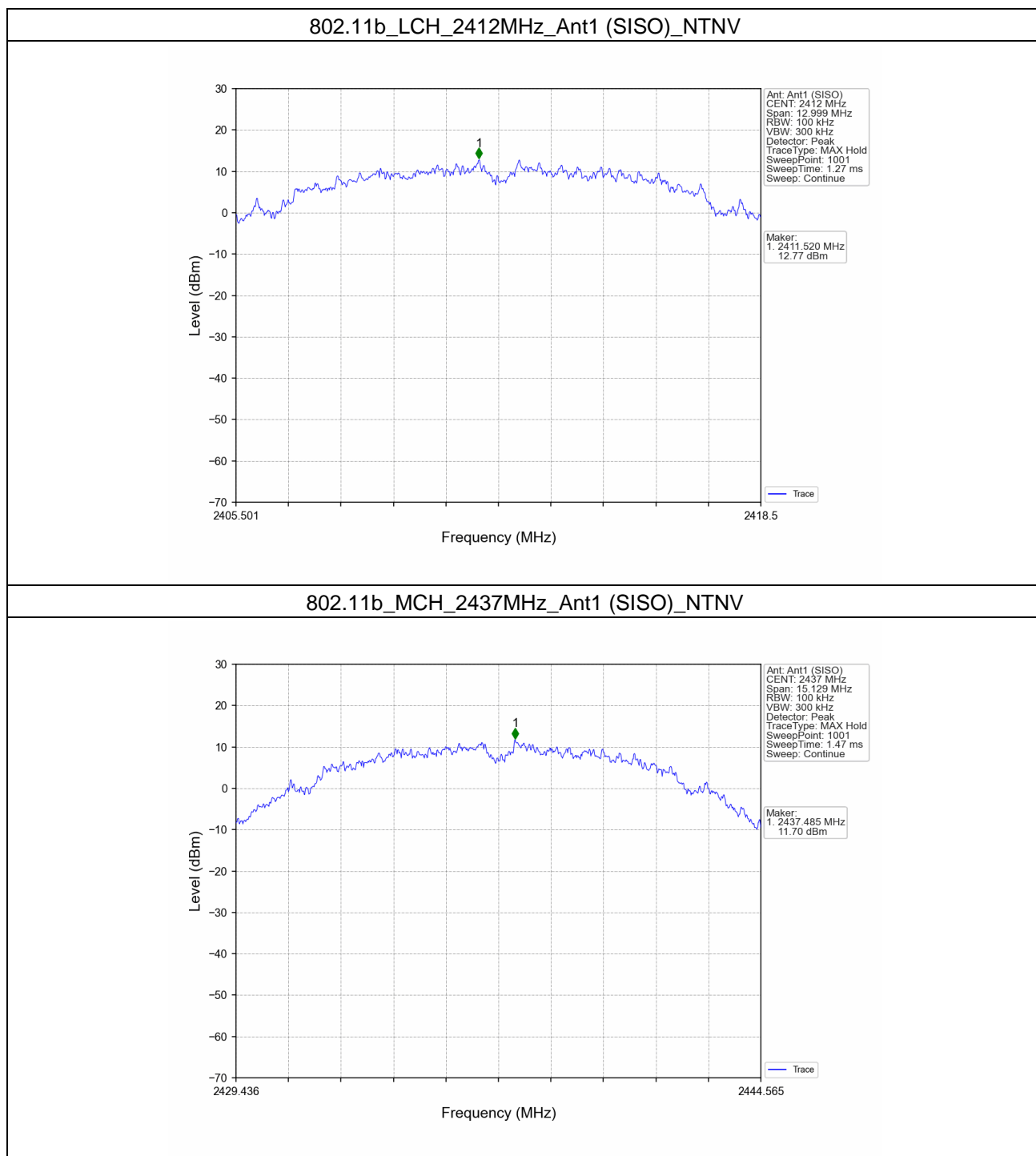
Attention: To check the authenticity of testing / inspection report & certificate, please contact us at telephone: (86-755) 8307 1443, or email: CN.Doccheck@sgs.com

SGS-CSTC Standards Technical Services Co., Ltd.
Shenzhen Branch Testing & Calibration Laboratory

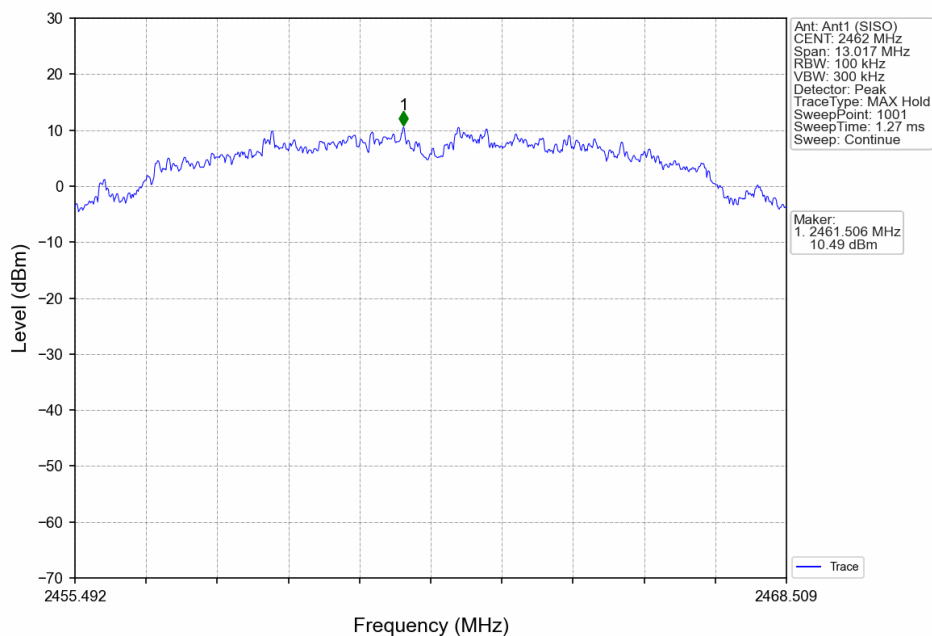
No.1 Workshop, M-10, Middle Section, Science & Technology Park, Nanshan District, Shenzhen, Guangdong, China 518057 t (86-755) 26012053 f (86-755) 26710594 www.sgs.com.cn
中国·广东·深圳市南山区科技园中区M-10栋1号厂房 邮编: 518057 t (86-755) 26012053 f (86-755) 26710594 sgs.china@sgs.com

5.2 Test Graph

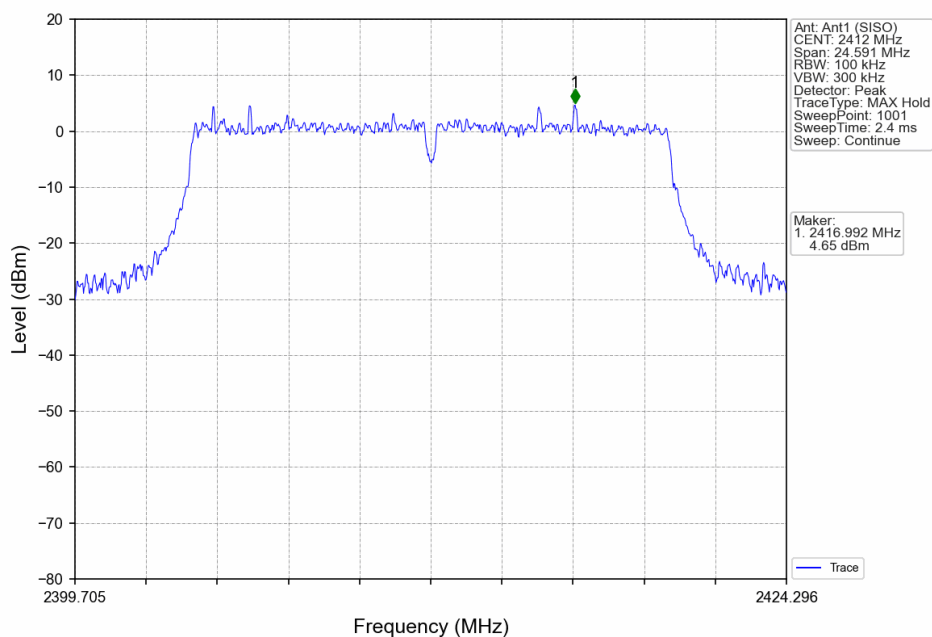
5.2.1 Ref



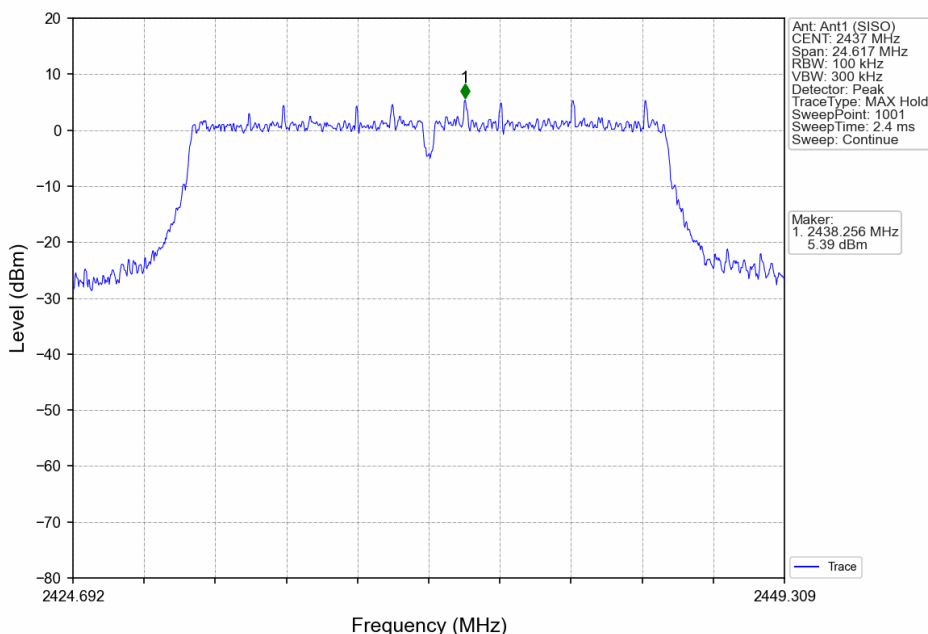
802.11b_HCH_2462MHz_Ant1 (SISO)_NTNV



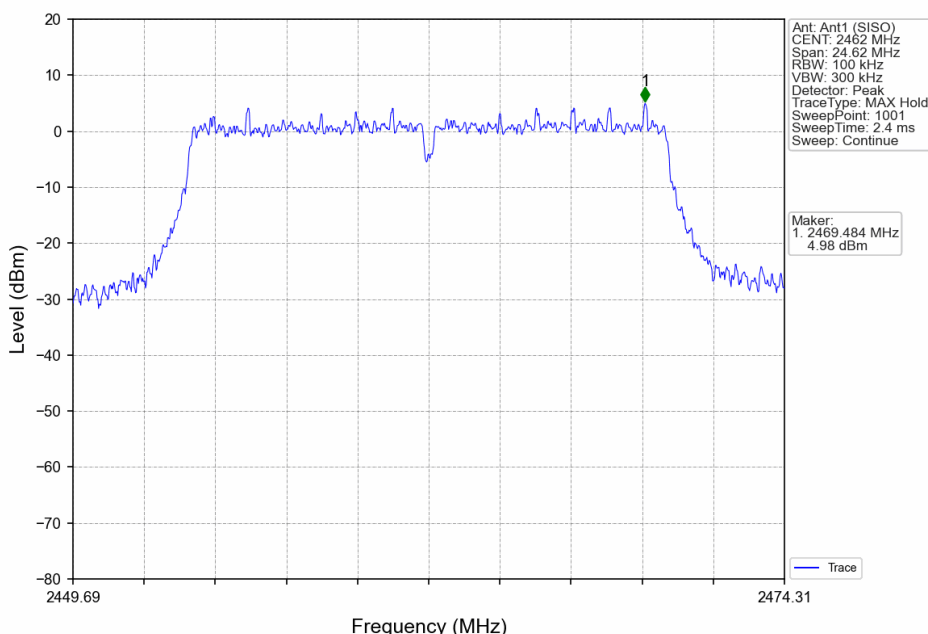
802.11g_LCH_2412MHz_Ant1 (SISO)_NTNV



802.11g_MCH_2437MHz_Ant1 (SISO)_NTNV



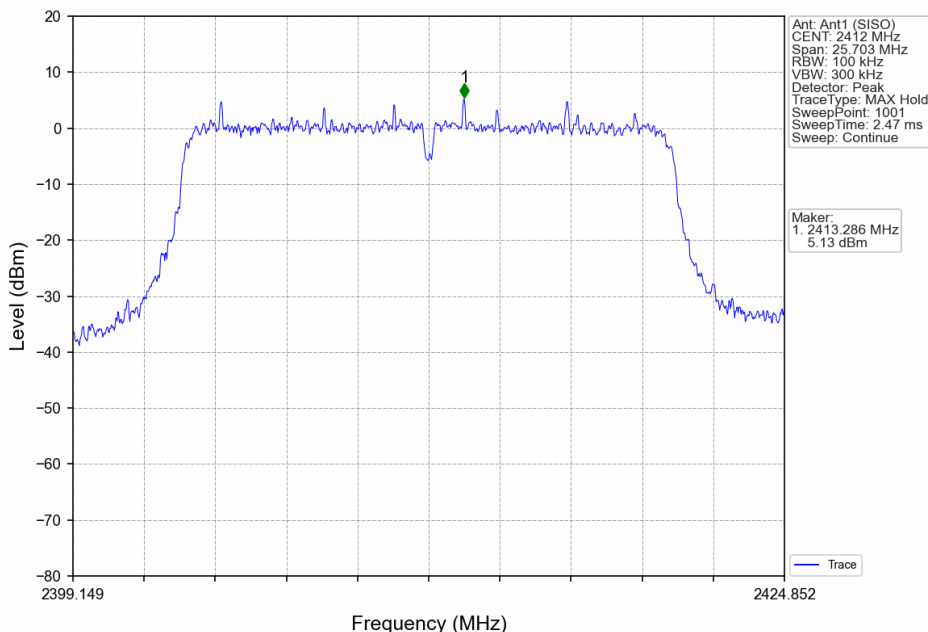
802.11g_HCH_2462MHz_Ant1 (SISO)_NTNV



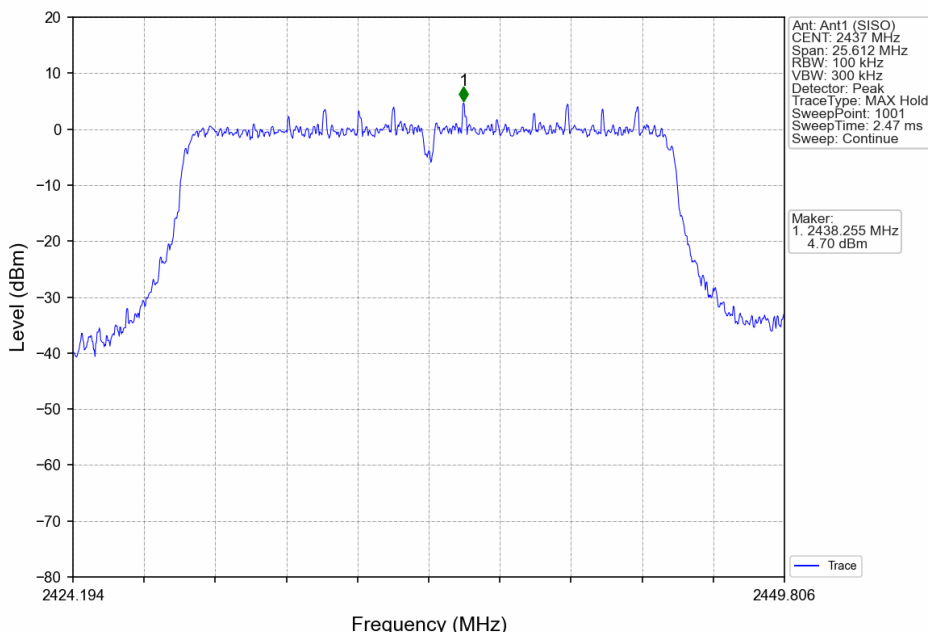
Unless otherwise agreed in writing, this document is issued by the Company subject to its General Conditions of Service printed overleaf, available on request or accessible at <https://www.sgs.com/en/Terms-and-Conditions>. Attention is drawn to the limitation of liability, indemnification and jurisdiction issues defined therein. Any holder of this document is advised that information contained hereon reflects the Company's findings at the time of its intervention only and within the limits of Client's instructions, if any. The Company's sole responsibility is to its Client and this document does not exonerate parties to a transaction from exercising all their rights and obligations under the transaction documents. This document cannot be reproduced except in full, without prior written approval of the Company. Any unauthorized alteration, forgery or falsification of the content or appearance of this document is unlawful and offenders may be prosecuted to the fullest extent of the law. Unless otherwise stated the results shown in this test report refer only to the sample(s) tested and such sample(s) are retained for 30 days only.

Attention: To check the authenticity of testing / inspection report & certificate, please contact us at telephone: (86-755) 8307 1443, or email: CN.Doccheck@sgs.com

802.11n(HT20)_LCH_2412MHz_Ant1 (SISO)_NTNV



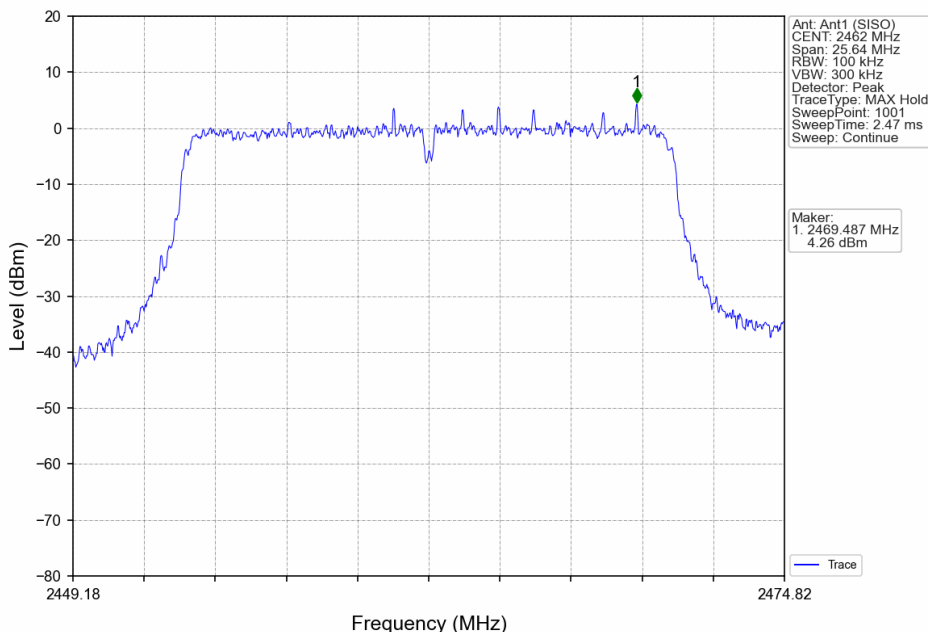
802.11n(HT20)_MCH_2437MHz_Ant1 (SISO)_NTNV



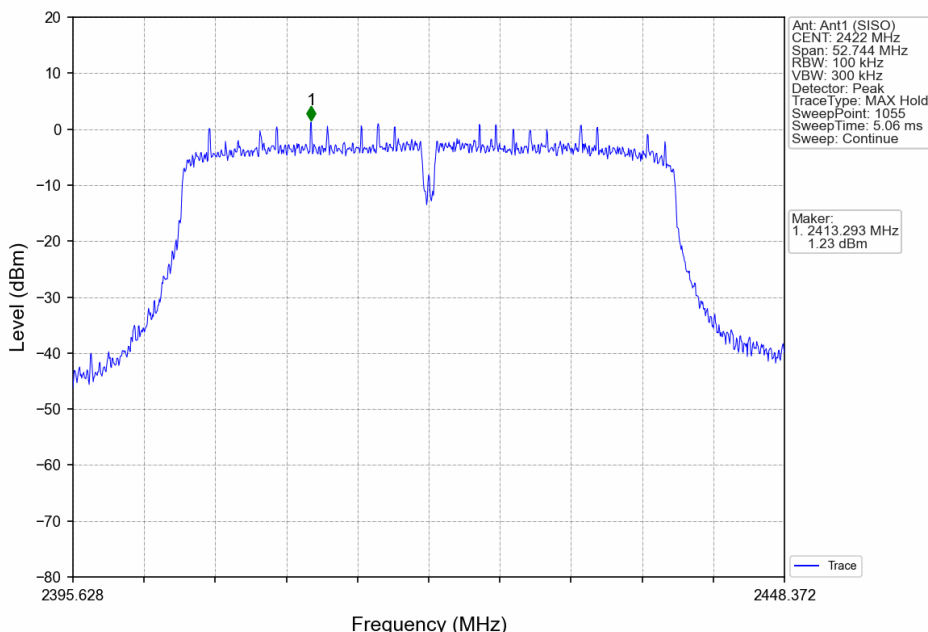
Unless otherwise agreed in writing, this document is issued by the Company subject to its General Conditions of Service printed overleaf, available on request or accessible at <https://www.sgs.com/en/Terms-and-Conditions>. Attention is drawn to the limitation of liability, indemnification and jurisdiction issues defined therein. Any holder of this document is advised that information contained hereon reflects the Company's findings at the time of its intervention only and within the limits of Client's instructions, if any. The Company's sole responsibility is to its Client and this document does not exonerate parties to a transaction from exercising all their rights and obligations under the transaction documents. This document cannot be reproduced except in full, without prior written approval of the Company. Any unauthorized alteration, forgery or falsification of the content or appearance of this document is unlawful and offenders may be prosecuted to the fullest extent of the law. Unless otherwise stated the results shown in this test report refer only to the sample(s) tested and such sample(s) are retained for 30 days only.

Attention: To check the authenticity of testing /inspection report & certificate, please contact us at telephone: (86-755) 8307 1443, or email: CN.Doccheck@sgs.com

802.11n(HT20)_HCH_2462MHz_Ant1 (SISO)_NTNV



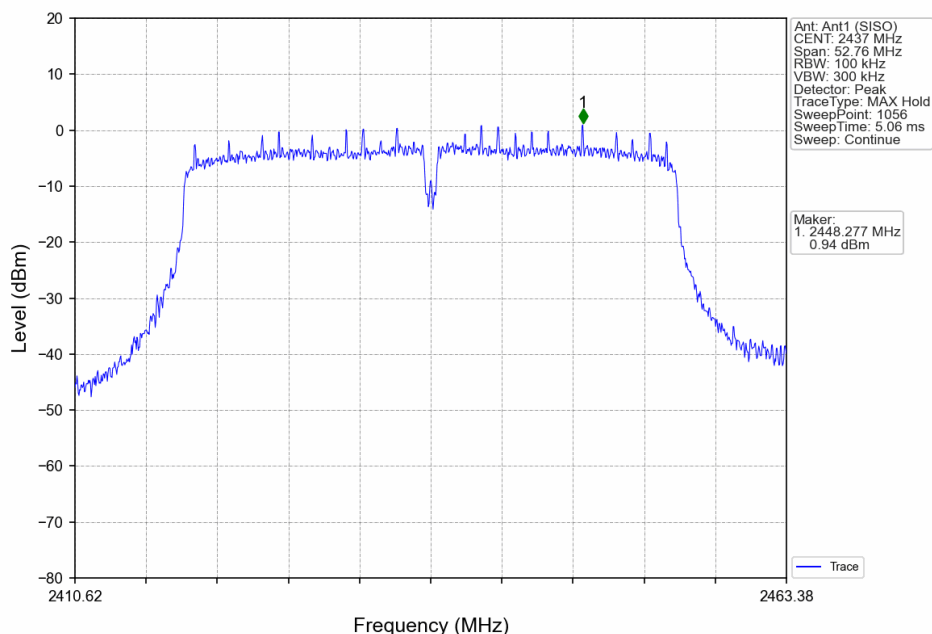
802.11n(HT40)_LCH_2422MHz_Ant1 (SISO)_NTNV



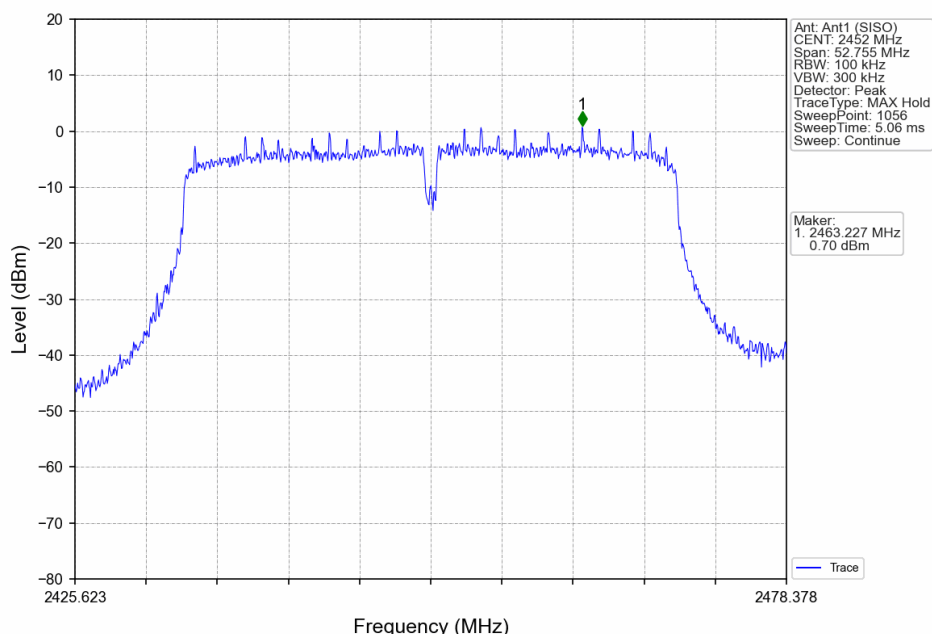
Unless otherwise agreed in writing, this document is issued by the Company subject to its General Conditions of Service printed overleaf, available on request or accessible at <https://www.sgs.com/en/Terms-and-Conditions>. Attention is drawn to the limitation of liability, indemnification and jurisdiction issues defined therein. Any holder of this document is advised that information contained hereon reflects the Company's findings at the time of its intervention only and within the limits of Client's instructions, if any. The Company's sole responsibility is to its Client and this document does not exonerate parties to a transaction from exercising all their rights and obligations under the transaction documents. This document cannot be reproduced except in full, without prior written approval of the Company. Any unauthorized alteration, forgery or falsification of the content or appearance of this document is unlawful and offenders may be prosecuted to the fullest extent of the law. Unless otherwise stated the results shown in this test report refer only to the sample(s) tested and such sample(s) are retained for 30 days only.

Attention: To check the authenticity of testing /inspection report & certificate, please contact us at telephone: (86-755) 8307 1443, or email: CN.Doccheck@sgs.com

802.11n(HT40)_MCH_2437MHz_Ant1 (SISO)_NTNV



802.11n(HT40)_HCH_2452MHz_Ant1 (SISO)_NTNV

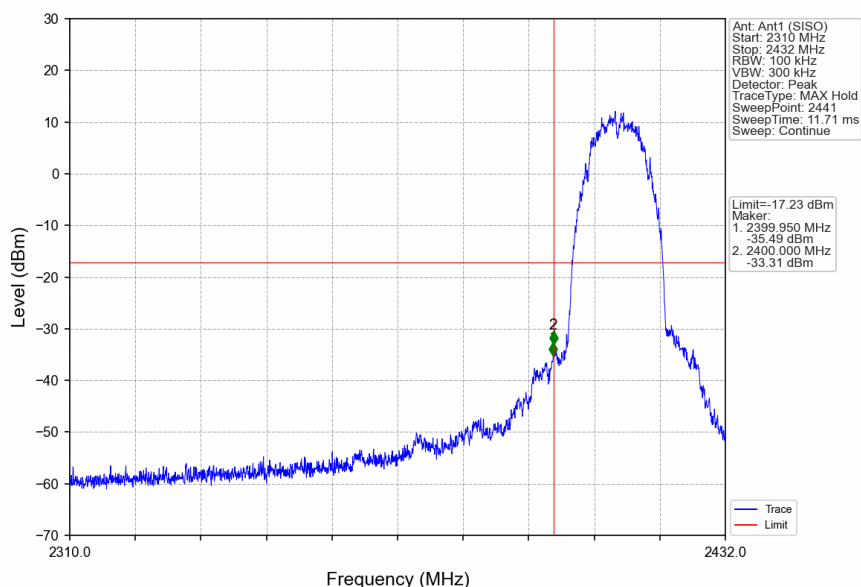


Unless otherwise agreed in writing, this document is issued by the Company subject to its General Conditions of Service printed overleaf, available on request or accessible at <https://www.sgs.com/en/Terms-and-Conditions>. Attention is drawn to the limitation of liability, indemnification and jurisdiction issues defined therein. Any holder of this document is advised that information contained hereon reflects the Company's findings at the time of its intervention only and within the limits of Client's instructions, if any. The Company's sole responsibility is to its Client and this document does not exonerate parties to a transaction from exercising all their rights and obligations under the transaction documents. This document cannot be reproduced except in full, without prior written approval of the Company. Any unauthorized alteration, forgery or falsification of the content or appearance of this document is unlawful and offenders may be prosecuted to the fullest extent of the law. Unless otherwise stated the results shown in this test report refer only to the sample(s) tested and such sample(s) are retained for 30 days only.

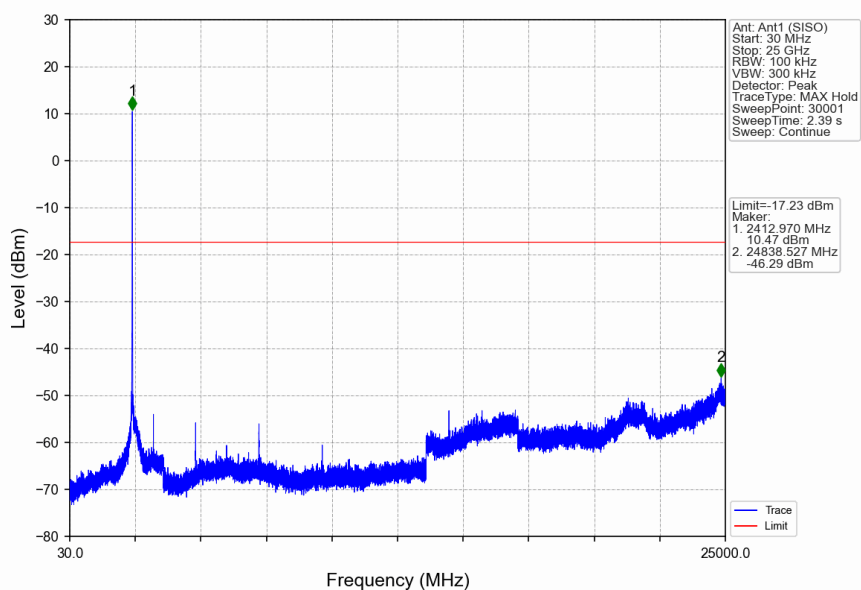
Attention: To check the authenticity of testing /inspection report & certificate, please contact us at telephone: (86-755) 8307 1443, or email: CN.Doccheck@sgs.com

5.2.2 CSE

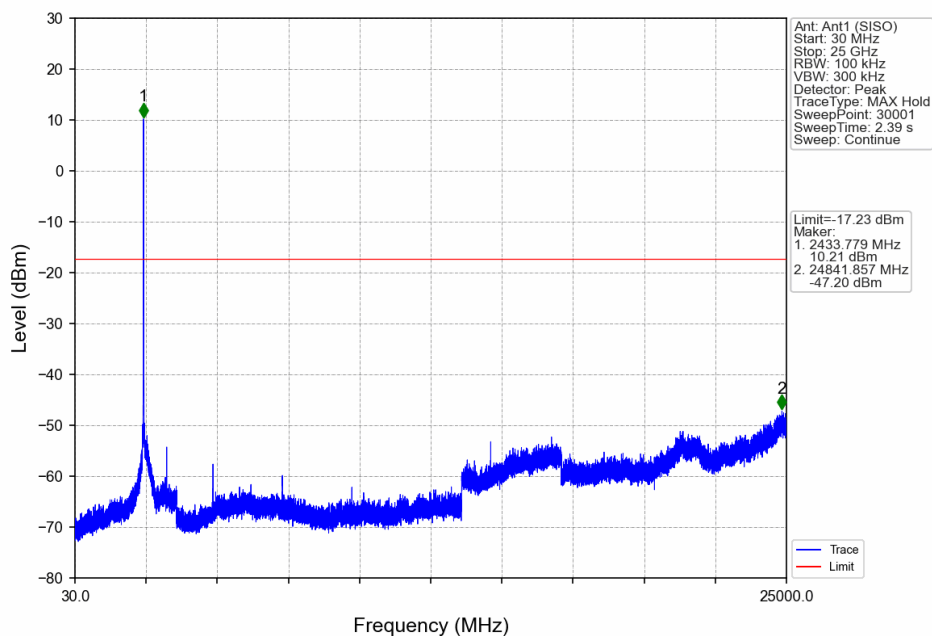
802.11b_LCH_2412MHz_Ant1 (SISO)_NTNV



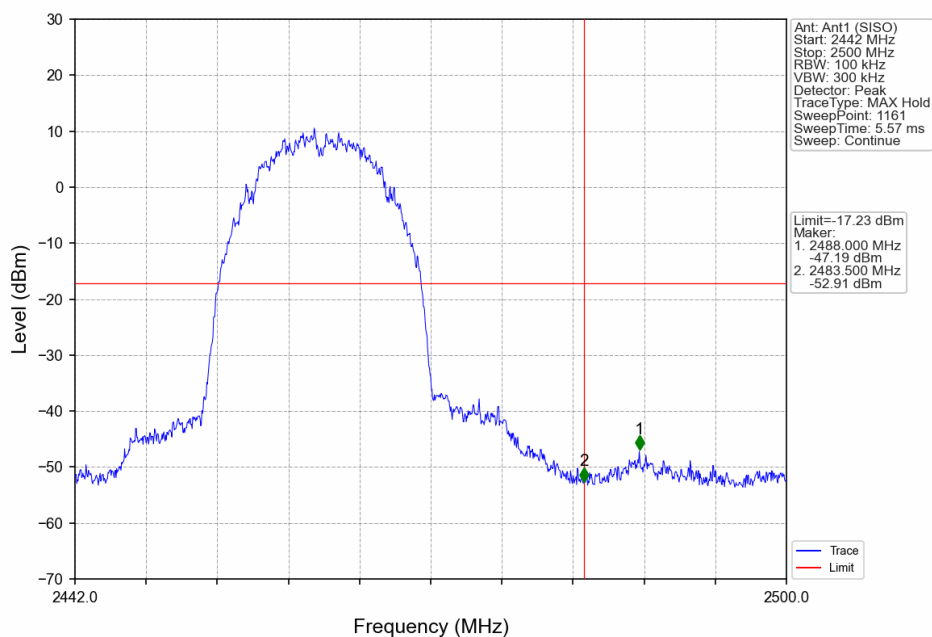
802.11b_LCH_2412MHz_Ant1 (SISO)_NTNV



802.11b_MCH_2437MHz_Ant1 (SISO)_NTNV



802.11b_HCH_2462MHz_Ant1 (SISO)_NTNV



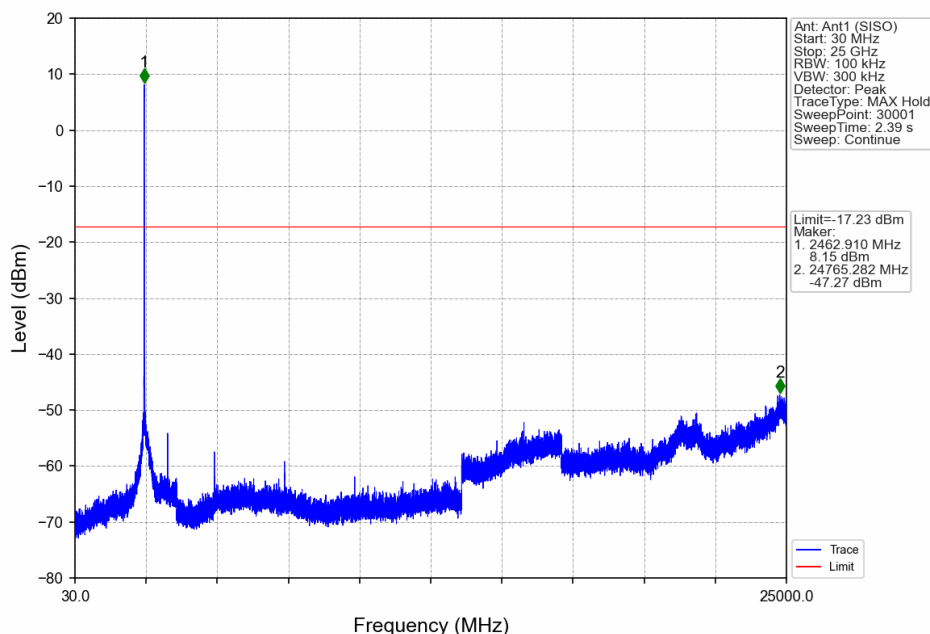
Unless otherwise agreed in writing, this document is issued by the Company subject to its General Conditions of Service printed overleaf, available on request or accessible at <https://www.sgs.com/en/Terms-and-Conditions>. Attention is drawn to the limitation of liability, indemnification and jurisdiction issues defined therein. Any holder of this document is advised that information contained hereon reflects the Company's findings at the time of its intervention only and within the limits of Client's instructions, if any. The Company's sole responsibility is to its Client and this document does not exonerate parties to a transaction from exercising all their rights and obligations under the transaction documents. This document cannot be reproduced except in full, without prior written approval of the Company. Any unauthorized alteration, forgery or falsification of the content or appearance of this document is unlawful and offenders may be prosecuted to the fullest extent of the law. Unless otherwise stated the results shown in this test report refer only to the sample(s) tested and such sample(s) are retained for 30 days only.

Attention: To check the authenticity of testing /inspection report & certificate, please contact us at telephone: (86-755) 8307 1443, or email: CN.Doccheck@sgs.com

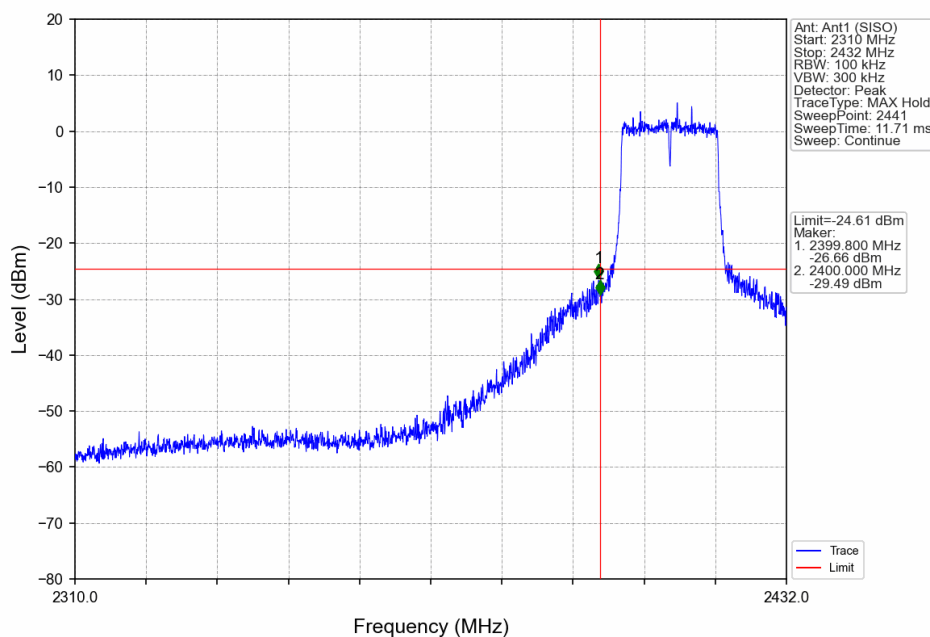
SGS-CSTC Standards Technical Services Co., Ltd.
Shenzhen Branch

No.1 Workshop, M-10, Middle Section, Science & Technology Park, Nanshan District, Shenzhen, Guangdong, China 518057 t (86-755) 26012053 f (86-755) 26710594 www.sgsgroup.com.cn
中国·广东·深圳市南山区科技园中区M-10栋1号厂房 邮编: 518057 t (86-755) 26012053 f (86-755) 26710594 sgs.china@sgs.com

802.11b_HCH_2462MHz_Ant1 (SISO)_NTNV



802.11g_LCH_2412MHz_Ant1 (SISO)_NTNV



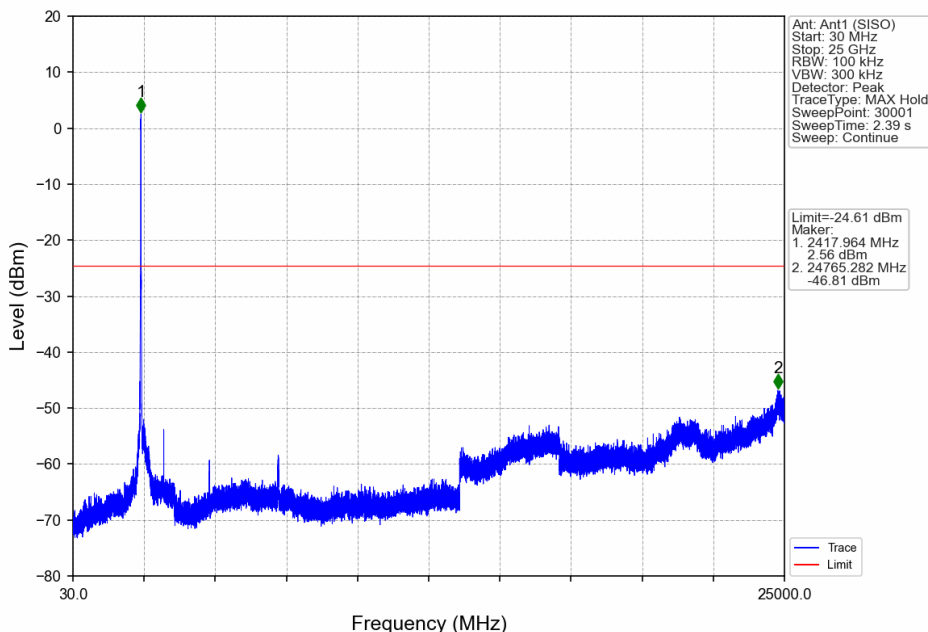
Unless otherwise agreed in writing, this document is issued by the Company subject to its General Conditions of Service printed overleaf, available on request or accessible at <https://www.sgs.com/en/Terms-and-Conditions>. Attention is drawn to the limitation of liability, indemnification and jurisdiction issues defined therein. Any holder of this document is advised that information contained hereon reflects the Company's findings at the time of its intervention only and within the limits of Client's instructions, if any. The Company's sole responsibility is to its Client and this document does not exonerate parties to a transaction from exercising all their rights and obligations under the transaction documents. This document cannot be reproduced except in full, without prior written approval of the Company. Any unauthorized alteration, forgery or falsification of the content or appearance of this document is unlawful and offenders may be prosecuted to the fullest extent of the law. Unless otherwise stated the results shown in this test report refer only to the sample(s) tested and such sample(s) are retained for 30 days only.

Attention: To check the authenticity of testing /inspection report & certificate, please contact us at telephone: (86-755) 8307 1443, or email: CN.Doccheck@sgs.com

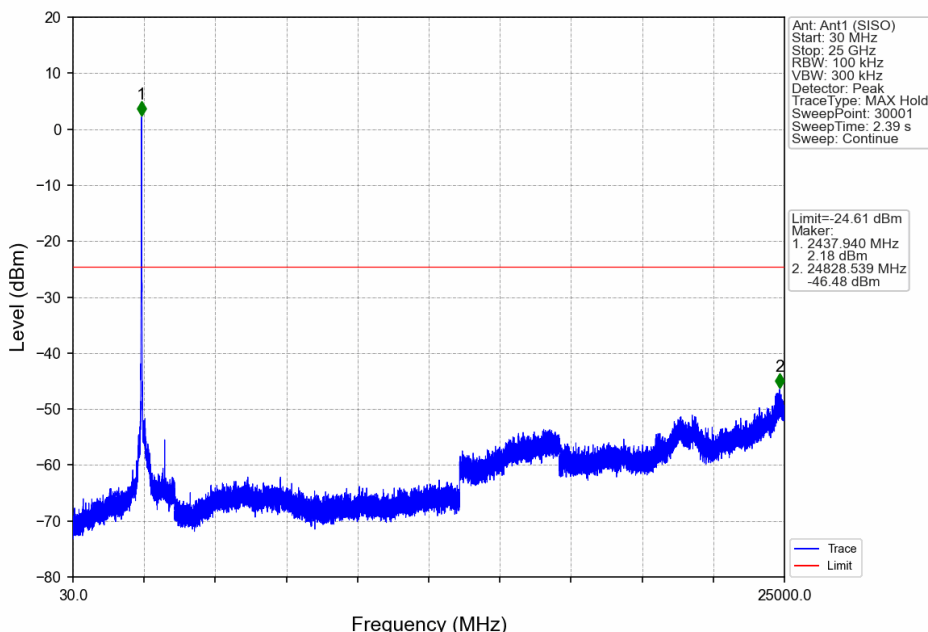
SGS-CSTC Standards Technical Services Co., Ltd.
Shenzhen Branch (SZEMC) Laboratory

No.1 Workshop, M-10, Middle Section, Science & Technology Park, Nanshan District, Shenzhen, Guangdong, China 518057 t (86-755) 26012053 f (86-755) 26710594 www.sgsgroup.com.cn
中国·广东·深圳市南山区科技园中区M-10栋1号厂房 邮编: 518057 t (86-755) 26012053 f (86-755) 26710594 sgs.china@sgs.com

802.11g_LCH_2412MHz_Ant1 (SISO)_NTNV



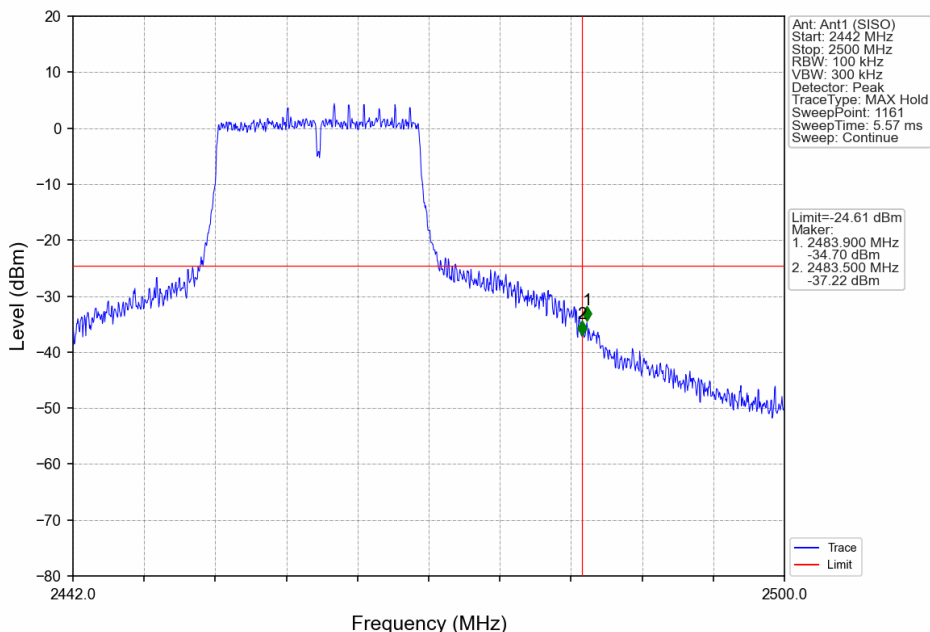
802.11g_MCH_2437MHz_Ant1 (SISO)_NTNV



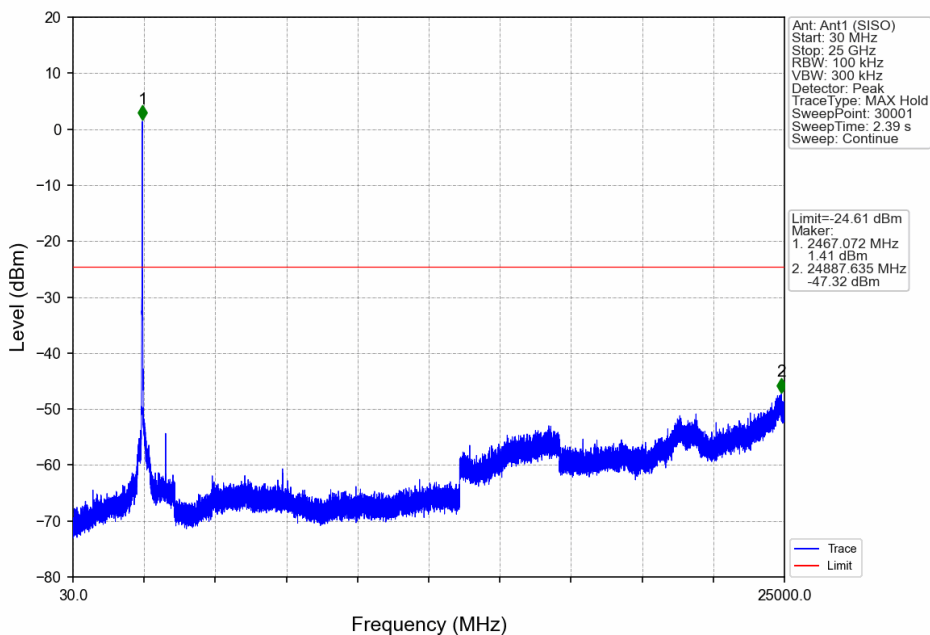
Unless otherwise agreed in writing, this document is issued by the Company subject to its General Conditions of Service printed overleaf, available on request or accessible at <https://www.sgs.com/en/Terms-and-Conditions>. Attention is drawn to the limitation of liability, indemnification and jurisdiction issues defined therein. Any holder of this document is advised that information contained hereon reflects the Company's findings at the time of its intervention only and within the limits of Client's instructions, if any. The Company's sole responsibility is to its Client and this document does not exonerate parties to a transaction from exercising all their rights and obligations under the transaction documents. This document cannot be reproduced except in full, without prior written approval of the Company. Any unauthorized alteration, forgery or falsification of the content or appearance of this document is unlawful and offenders may be prosecuted to the fullest extent of the law. Unless otherwise stated the results shown in this test report refer only to the sample(s) tested and such sample(s) are retained for 30 days only.

Attention: To check the authenticity of testing / inspection report & certificate, please contact us at telephone: (86-755) 8307 1443, or email: CN.Doccheck@sgs.com

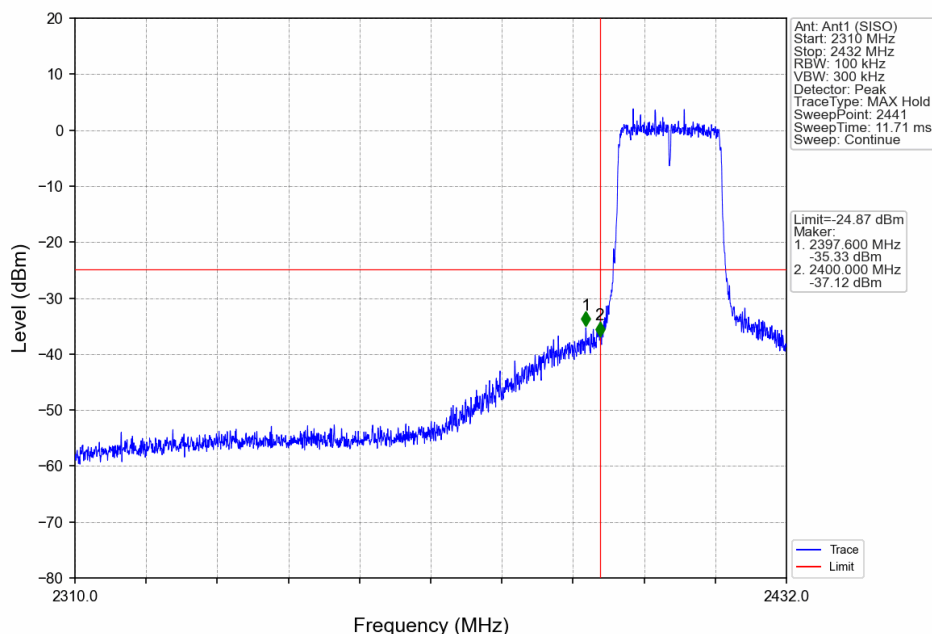
802.11g_HCH_2462MHz_Ant1 (SISO)_NTNV



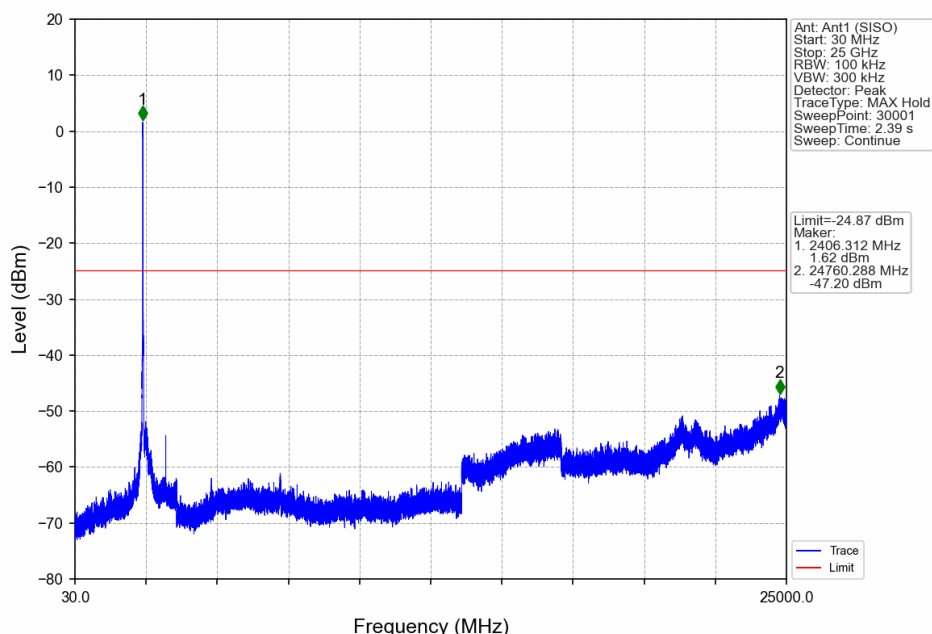
802.11g_HCH_2462MHz_Ant1 (SISO)_NTNV



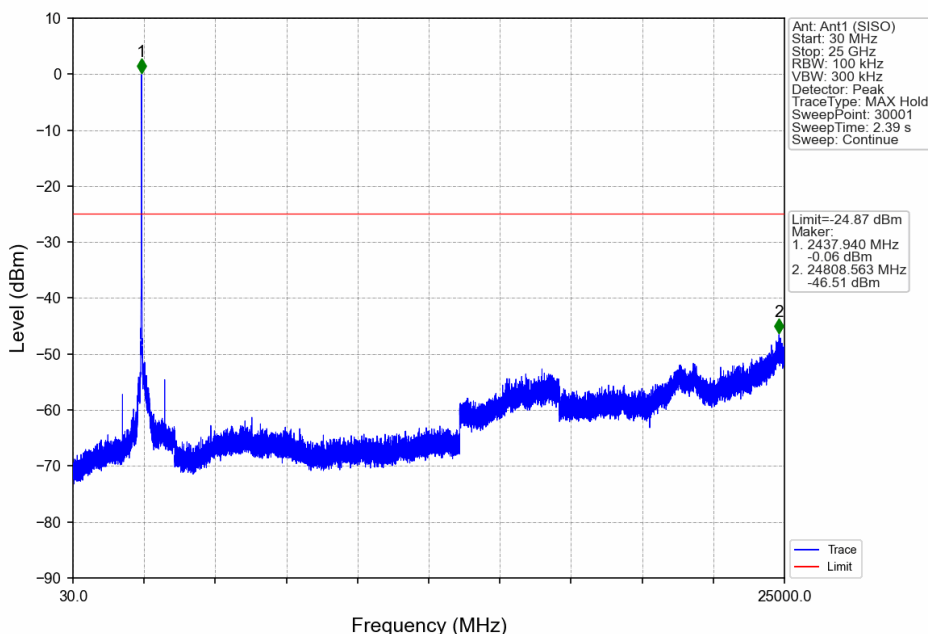
802.11n(HT20)_LCH_2412MHz_Ant1 (SISO)_NTNV



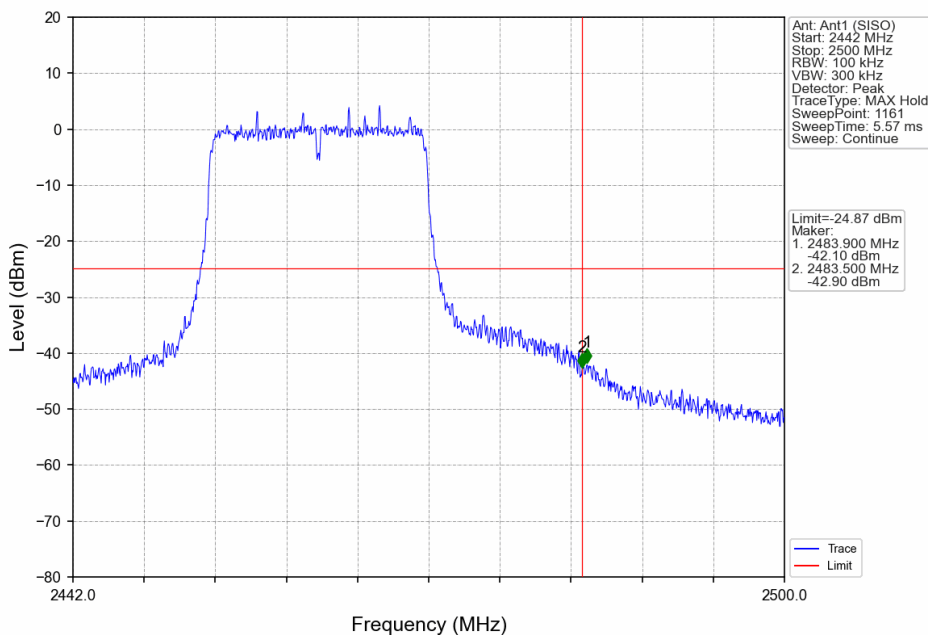
802.11n(HT20)_LCH_2412MHz_Ant1 (SISO)_NTNV



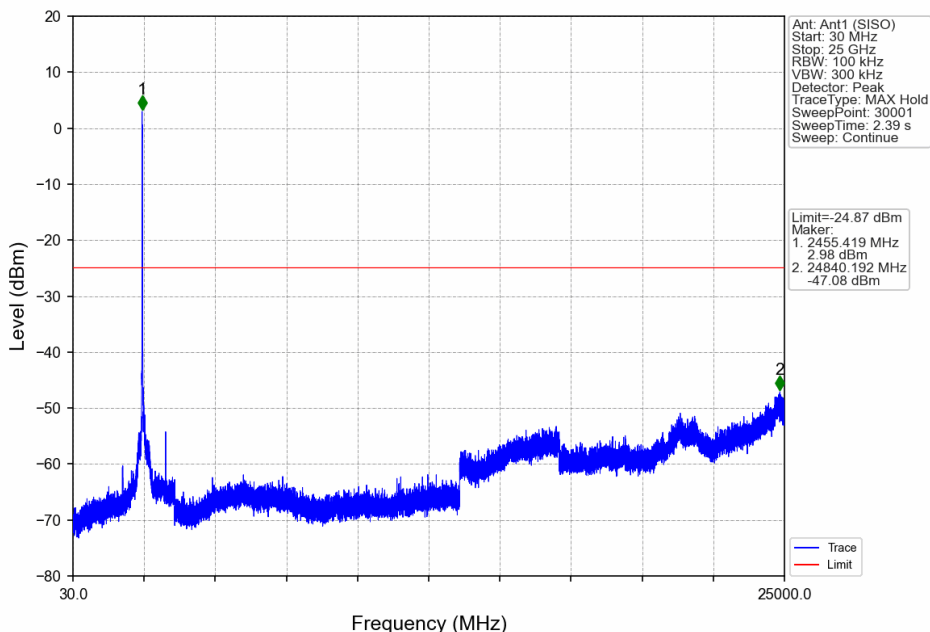
802.11n(HT20)_MCH_2437MHz_Ant1 (SISO)_NTNV



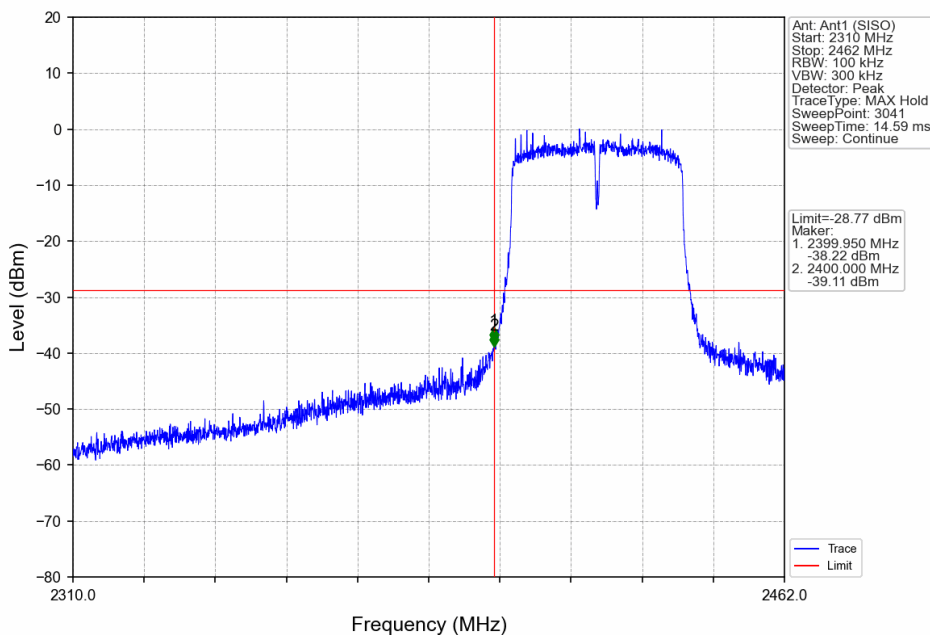
802.11n(HT20)_HCH_2462MHz_Ant1 (SISO)_NTNV



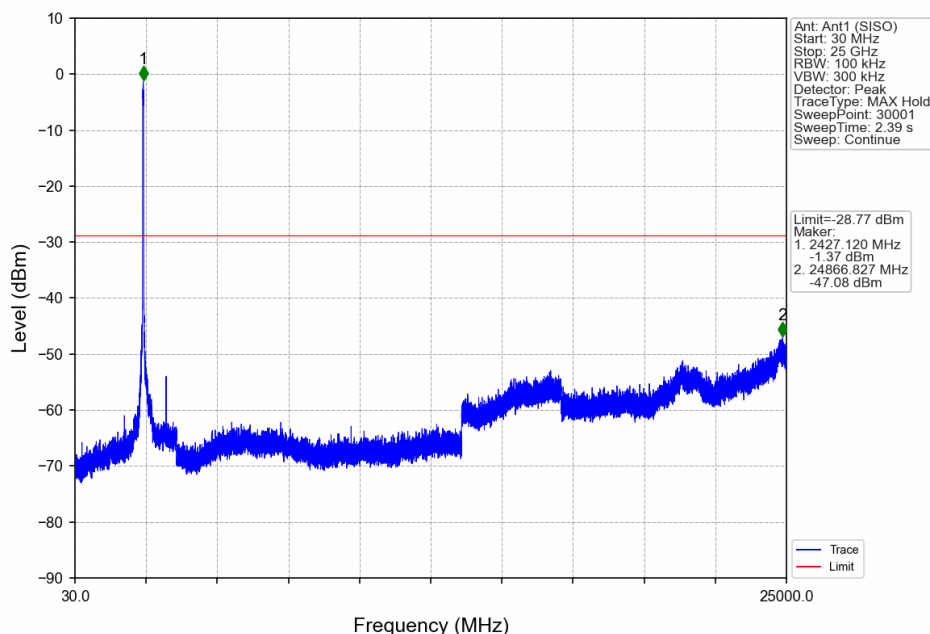
802.11n(HT20)_HCH_2462MHz_Ant1 (SISO)_NTNV



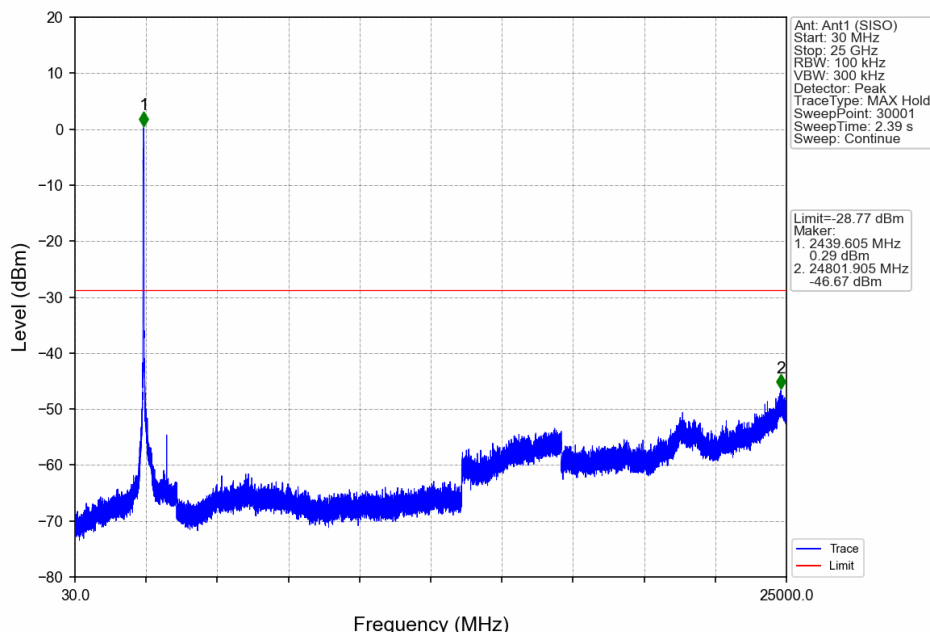
802.11n(HT40)_LCH_2422MHz_Ant1 (SISO)_NTNV



802.11n(HT40)_LCH_2422MHz_Ant1 (SISO)_NTNV



802.11n(HT40)_MCH_2437MHz_Ant1 (SISO)_NTNV



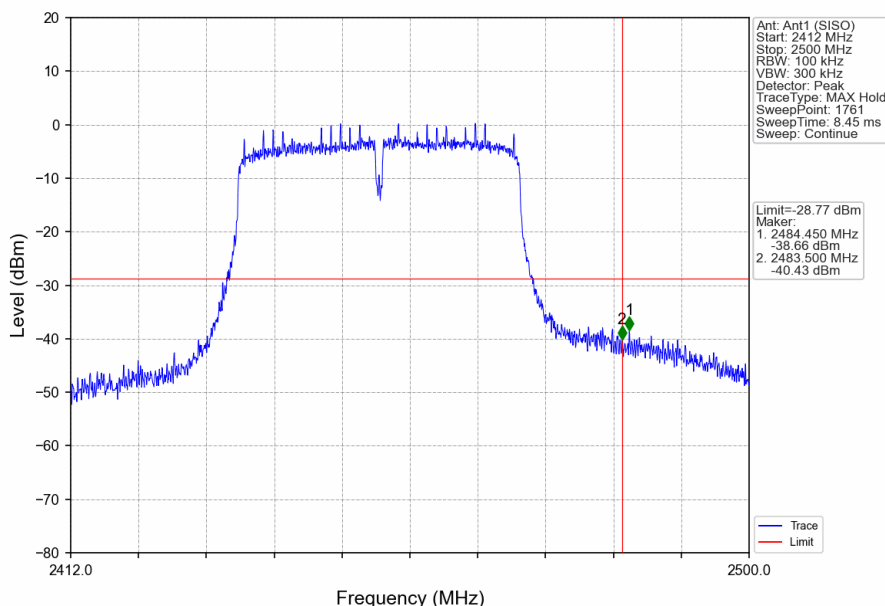
Unless otherwise agreed in writing, this document is issued by the Company subject to its General Conditions of Service printed overleaf, available on request or accessible at <https://www.sgs.com/en/Terms-and-Conditions>. Attention is drawn to the limitation of liability, indemnification and jurisdiction issues defined therein. Any holder of this document is advised that information contained hereon reflects the Company's findings at the time of its intervention only and within the limits of Client's instructions, if any. The Company's sole responsibility is to its Client and this document does not exonerate parties to a transaction from exercising all their rights and obligations under the transaction documents. This document cannot be reproduced except in full, without prior written approval of the Company. Any unauthorized alteration, forgery or falsification of the content or appearance of this document is unlawful and offenders may be prosecuted to the fullest extent of the law. Unless otherwise stated the results shown in this test report refer only to the sample(s) tested and such sample(s) are retained for 30 days only.

Attention: To check the authenticity of testing / inspection report & certificate, please contact us at telephone: (86-755) 8307 1443, or email: CN.Doccheck@sgs.com

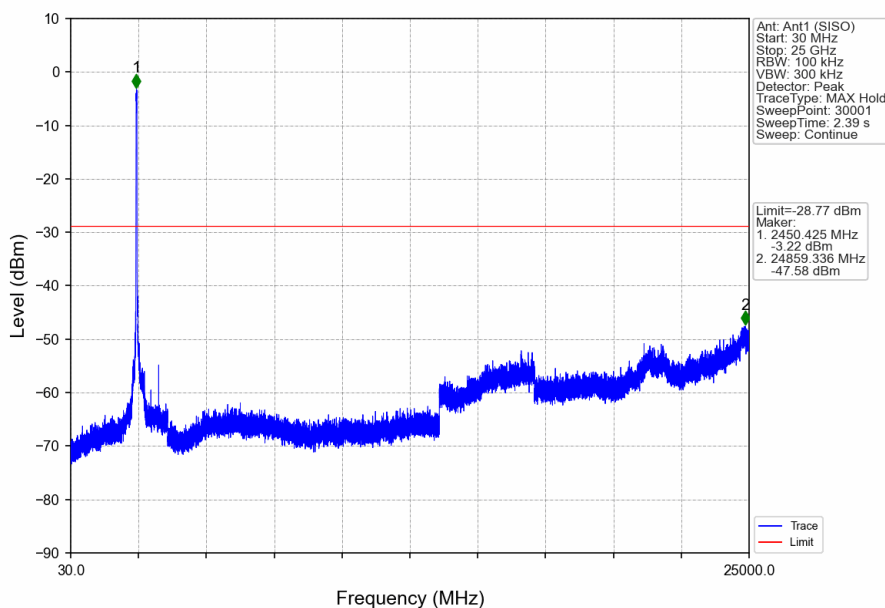
SGS-CSTC Standards Technical Services Co., Ltd.
Shenzhen Branch

No.1 Workshop, M-10, Middle Section, Science & Technology Park, Nanshan District, Shenzhen, Guangdong, China 518057 t (86-755) 26012053 f (86-755) 26710594 www.sgs.com.cn
中国·广东·深圳市南山区科技园中区M-10栋1号厂房 邮编: 518057 t (86-755) 26012053 f (86-755) 26710594 sgs.china@sgs.com

802.11n(HT40)_HCH_2452MHz_Ant1 (SISO)_NTNV



802.11n(HT40)_HCH_2452MHz_Ant1 (SISO)_NTNV



- End of the Report -

