

## **EXHIBIT D - TEST SETUP PHOTOGRAPHS**


---

*Test Mode: Downloading:*

**Conducted Emission - Front View**



**Conducted Emission – Side View**




*Test Mode: Charging: Adapter1 & battery 1*

**Conducted Emission - Front View**



**Conducted Emission – Side View**



*Test Mode: Charging: Adapter2&battery 1*

**Conducted Emission - Front View**




**Conducted Emission – Side View**





*Test Mode: Charging: Adapter1 & battery 2*

**Conducted Emission - Front View**



**Conducted Emission – Side View**



*Test Mode: Charging: Adapter#2- Battery2*

**Conducted Emission - Front View**



**Conducted Emission – Side View**




*Test Mode: Downloading:*

**Radiated Emission Front View (Below 1GHz)**



**Radiated Emission Rear View (Below 1GHz)**






**Radiated Emission Front View – (Above 1GHz)**



**Radiated Emission Rear View (Above 1GHz)**



*Test Mode: Charging- Adapter#1*

**Radiated Emission Front View (Below 1GHz)**



**Radiated Emission Rear View (Below 1GHz)**






**Radiated Emission Front View – (Above 1GHz)**



**Radiated Emission Rear View (Above 1GHz)**



*Test Mode: Charging- Adapter#2*

**Radiated Emission Front View (Below 1GHz)**




**Radiated Emission Rear View (Below 1GHz)**





**Radiated Emission Front View – (Above 1GHz)**



**Radiated Emission Rear View (Above 1GHz)**

