


## 7. SETUP PHOTOS

### Sync Mode

#### RADIATED EMISSIONS MEASUREMENT SETUP




RADIATED FRONT PHOTO (BELOW 1 GHz)



RADIATED BACK PHOTO (BELOW 1 GHz)



RADIATED FRONT PHOTO (ABOVE 1-18 GHz)



RADIATED BACK PHOTO (ABOVE 1-18 GHz)









RADIATED FRONT PHOTO (ABOVE 18-40 GHz)




RADIATED BACK PHOTO (ABOVE 18-40 GHz)




**Charging Mode**

RADIATED EMISSIONS MEASUREMENT SETUP	
	
RADIATED FRONT PHOTO (BELOW 1 GHz)	RADIATED BACK PHOTO (BELOW 1 GHz)
	
RADIATED FRONT PHOTO (ABOVE 1-18 GHz)	RADIATED BACK PHOTO (ABOVE 1-18 GHz)
	
RADIATED FRONT PHOTO (ABOVE 18-40 GHz)	RADIATED BACK PHOTO (ABOVE 18-40 GHz)

**POWERLINE CONDUCTED EMISSIONS MEASUREMENT SETUP**




LINE CONDUCTED FRONT PHOTO (SYNC MODE)



LINE CONDUCTED SIDE VIEW PHOTO (SYNC MODE)



LINE CONDUCTED FRONT PHOTO  
(CHARGING MODE)



LINE CONDUCTED FRONT PHOTO  
(CHARGING MODE)

**END OF REPORT**