Mode	6	
	Band Edge	
	U-NII-3_5.725-5.85_802.11n HT20_CH165_5825MHz	
ANT	3+1	
Pol.	Vertical	Fundamental
Peak	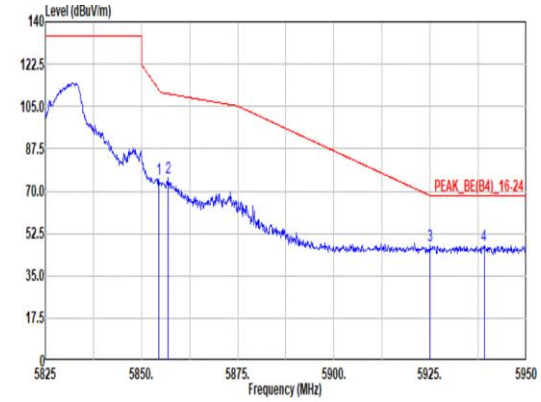 Site : 03CH15-HY Condition: PEAK_BE(B4)_16-24 3m BBHA 9120 D_9120D-02294 VERTICAL : RBW:1000.000kHz VBW:3000.000kHz SWT:Auto Freq Level Limit Line Margin Read Level Ant Factor Cable Loss Preamp Factor Aux Factor APos TPos Remark MHz dBuV/m dBuV/m dB dBuV dB/m dB dB dB cm deg 1 5854.50 74.86 111.94 -37.08 68.10 34.22 8.91 36.37 0.00 249 0 PEAK 2 5856.88 75.56 110.27 -34.71 68.79 34.23 8.91 36.37 0.00 249 0 PEAK 3 5924.88 47.43 68.29 -20.86 40.52 34.30 8.99 36.38 0.00 249 0 PEAK 4 5939.00 47.71 68.20 -20.49 40.86 34.24 9.00 36.39 0.00 249 0 PEAK	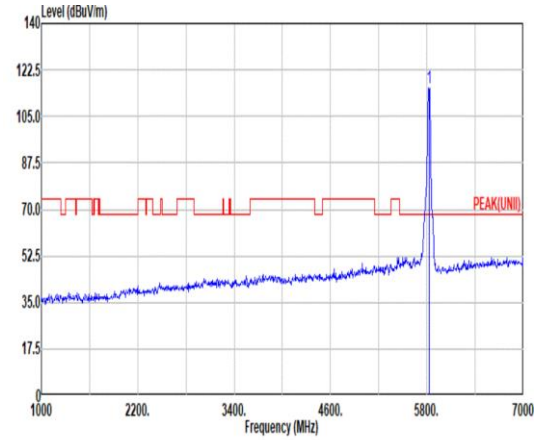 Site : 03CH15-HY Condition: PEAK(UNII) 3m BBHA 9120 D_9120D-02294 VERTICAL : RBW:1000.000kHz VBW:3000.000kHz SWT:Auto Freq Level Limit Line Margin Read Level Ant Factor Cable Loss Preamp Factor Aux Factor APos TPos Remark MHz dBuV/m dBuV/m dB dBuV dB/m dB dB dB cm deg 1 5825.00 115.79 ------ ------ 109.09 34.17 8.89 36.36 0.00 249 0 PEAK
Avg.	Blank	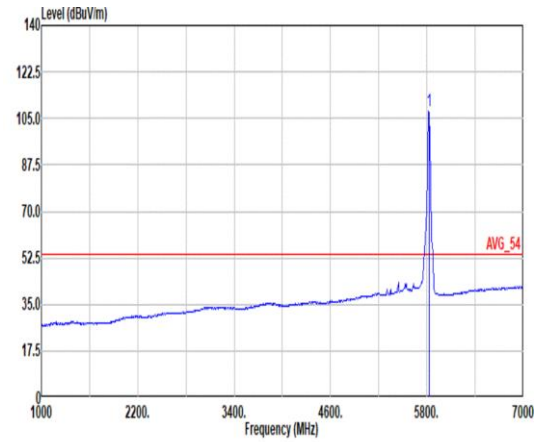 Site : 03CH15-HY Condition: AVG_54 3m BBHA 9120 D_9120D-02294 VERTICAL : RBW:1000.000kHz VBW:3000.000kHz SWT:Auto Freq Level Limit Line Margin Read Level Ant Factor Cable Loss Preamp Factor Aux Factor APos TPos Remark MHz dBuV/m dBuV/m dB dBuV dB/m dB dB dB cm deg 1 5825.00 107.72 ------ ------ 101.07 34.14 8.87 36.36 0.00 249 0 AVERAGE

Mode	6	
	Harmonic	
	U-NII-3_5.725-5.85_802.11n HT20_CH165_5825MHz	
ANT	3+1	
Pol.	Horizontal	Vertical
Peak Avg.	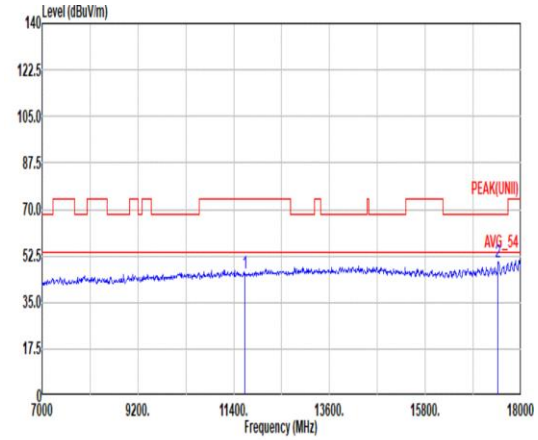 Site : 03CH15-HY Condition: PEAK(UNII) 3m BBHA 9120 D_9120D-02294 HORIZONTAL Freq Level Limit Line Margin Read Level Ant Factor Cable Loss Preamp Factor Aux Factor APos TPos Remark MHz dBuV/m dBuV/m dB dBuV dB/m dB dB dB cm deg 1 11650.00 46.14 74.00 -27.86 52.04 38.55 12.68 58.06 0.93 -- -- PEAK 2 17475.00 50.08 68.20 -18.12 54.25 38.50 15.61 59.22 0.94 -- -- PEAK	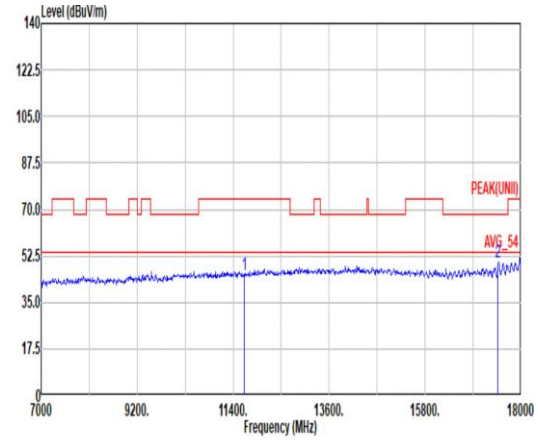 Site : 03CH15-HY Condition: PEAK(UNII) 3m BBHA 9120 D_9120D-02294 VERTICAL Freq Level Limit Line Margin Read Level Ant Factor Cable Loss Preamp Factor Aux Factor APos TPos Remark MHz dBuV/m dBuV/m dB dBuV dB/m dB dB dB cm deg 1 11650.00 45.22 74.00 -28.78 51.12 38.55 12.68 58.06 0.93 -- -- PEAK 2 17475.00 49.95 68.20 -18.25 54.12 38.50 15.61 59.22 0.94 -- -- PEAK

Mode	6	
	Harmonic	
	U-NII-3_5.725-5.85_802.11n HT20_CH165_5825MHz	
ANT	3+1	
Pol.	Horizontal	Vertical
14.47G ~14.5G Avg.	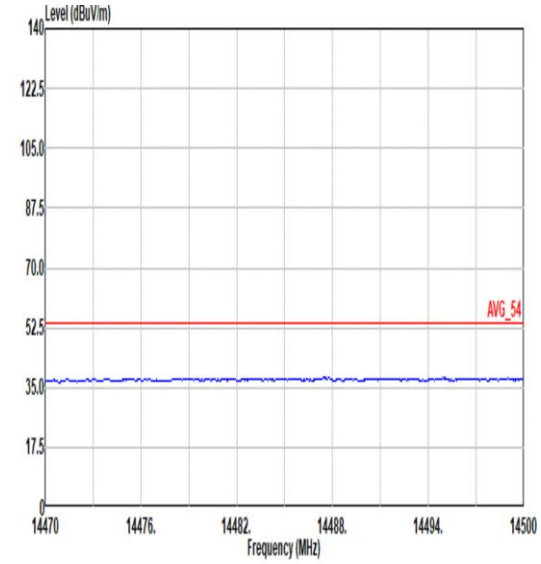	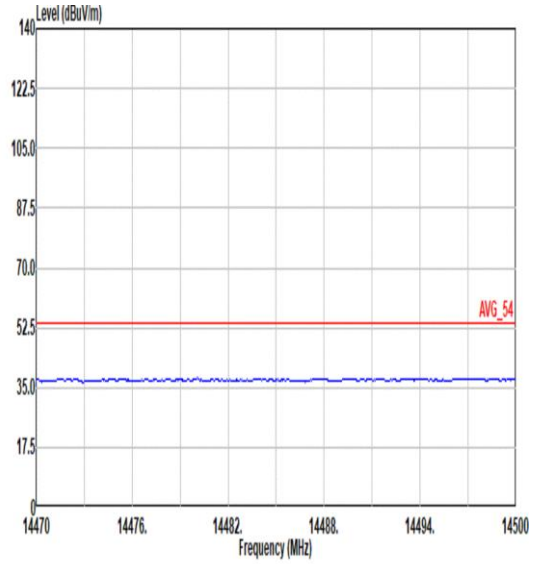
17.7G ~18G Avg.	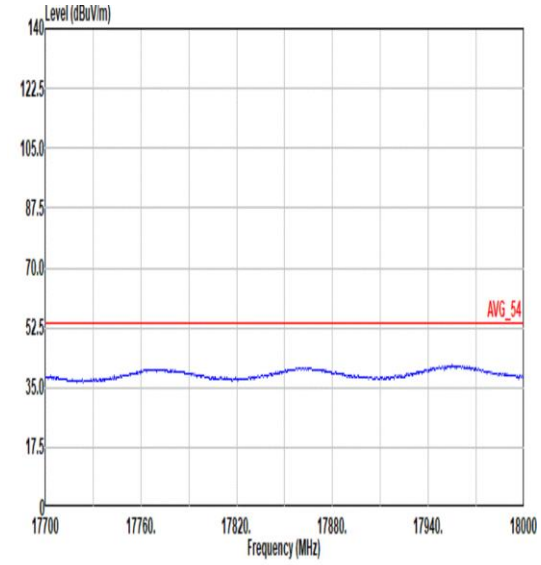	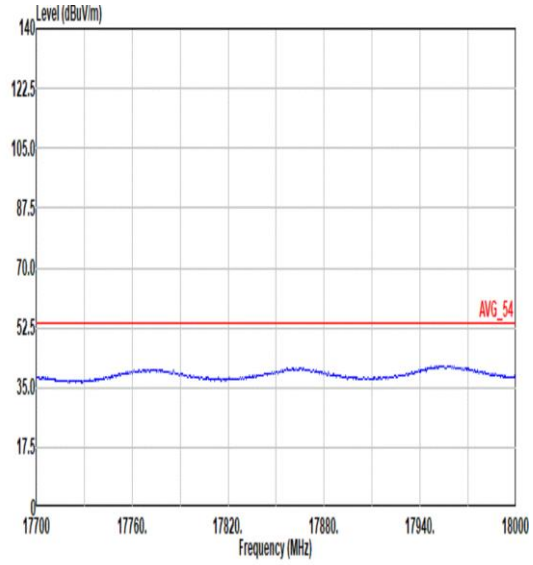

Mode	7	
	Band Edge - L	
	U-NII-3_5.725-5.85_802.11n HT40_CH151_5755MHz	
ANT	3+1	
Pol.	Horizontal	Fundamental
Peak	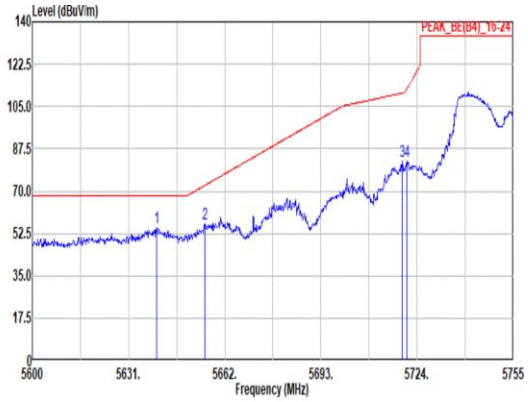 Site : 03CH15-HY Condition: PEAK_BE(B4)_16-24 3m BBHA 9120 D_9120D-02294 HORIZONTAL : RBW:1000.000kHz VBW:3000.000kHz SWT:Auto Freq Level Limit Line Margin Read Level Ant Factor Cable Loss Preamp Factor Aux Factor APos TPos Remark MHz dBuV/m dBuV/m dB dBuV dB/m dB dB dB cm deg 1 5640.15 54.70 68.20 -13.50 49.10 33.24 8.67 36.31 0.00 366 360 PEAK 2 5655.49 56.29 72.28 -15.99 50.58 33.34 8.69 36.32 0.00 366 360 PEAK 3 5719.20 82.22 110.57 -28.35 76.05 33.74 8.76 36.33 0.00 366 360 PEAK 4 5720.59 82.49 112.15 -29.66 76.32 33.74 8.76 36.33 0.00 366 360 PEAK	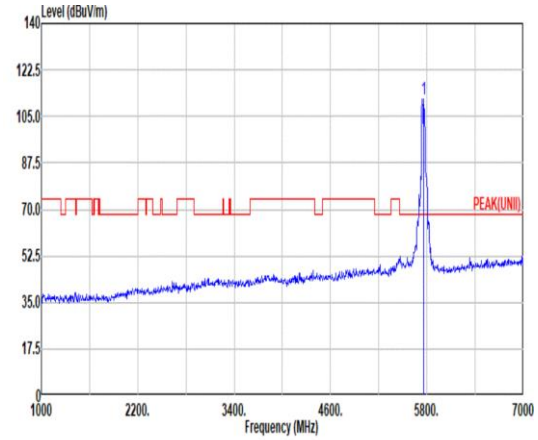 Site : 03CH15-HY Condition: PEAK(UNII) 3m BBHA 9120 D_9120D-02294 HORIZONTAL : RBW:1000.000kHz VBW:3000.000kHz SWT:Auto Freq Level Limit Line Margin Read Level Ant Factor Cable Loss Preamp Factor Aux Factor APos TPos Remark MHz dBuV/m dBuV/m dB dBuV dB/m dB dB dB cm deg 1 5755.00 111.57 ------ ------ 105.22 33.88 8.81 36.34 0.00 366 360 PEAK
Avg.	Blank	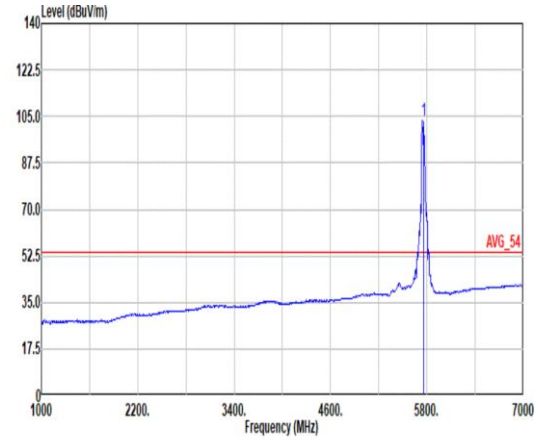 Site : 03CH15-HY Condition: AVG_54 3m BBHA 9120 D_9120D-02294 HORIZONTAL : RBW:1000.000kHz VBW:3000.000kHz SWT:Auto Freq Level Limit Line Margin Read Level Ant Factor Cable Loss Preamp Factor Aux Factor APos TPos Remark MHz dBuV/m dBuV/m dB dBuV dB/m dB dB dB cm deg 1 5755.00 103.75 ------ ------ 97.53 33.78 8.78 36.34 0.00 366 360 AVERAGE

Mode	7	
	Band Edge - R	
	U-NII-3_5.725-5.85_802.11n HT40_CH151_5755MHz	
ANT	3+1	
Pol.	Horizontal	Fundamental
Peak	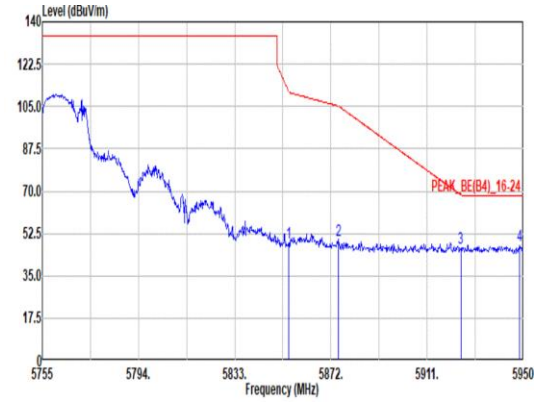 Site : 03CH15-HY Condition: PEAK_BE(B4)_16-24 3m BBHA 9120 D_9120D-02294 HORIZONTAL : RBW:1000.000kHz VBW:3000.000kHz SWT:Auto Freq Level Limit Line Margin Read Level Ant Factor Cable Loss Preamp Factor Aux Factor APos TPos Remark MHz dBuV/m dBuV/m dB dBuV dB/m dB dB dB cm deg 1 5854.84 48.80 111.17 -62.37 42.04 34.22 8.91 36.37 0.00 366 360 PEAK 2 5874.93 49.75 105.22 -55.47 42.89 34.30 8.93 36.37 0.00 366 360 PEAK 3 5924.65 46.37 68.46 -22.09 39.46 34.30 8.99 36.38 0.00 366 360 PEAK 4 5948.44 47.63 68.20 -20.57 40.80 34.21 9.01 36.39 0.00 366 360 PEAK	Blank

Mode	7	
	Band Edge - L	
	U-NII-3_5.725-5.85_802.11n HT40_CH151_5755MHz	
ANT	3+1	
Pol.	Vertical	Fundamental
Peak	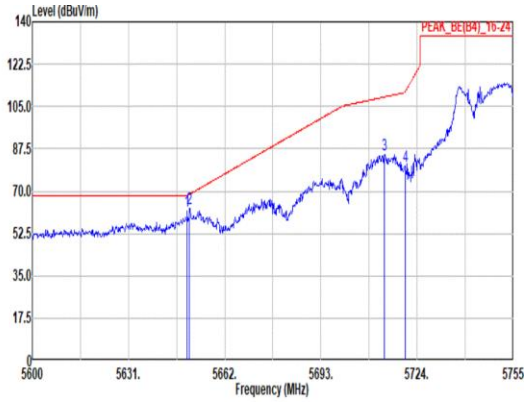 Site : 03CH15-HY Condition: PEAK_BE(B4)_16-24 3m BBHA 9120 D_9120D-02294 VERTICAL : RBW:1000.000kHz VBW:3000.000kHz SWT:Auto Freq Level Limit Line Margin Read Level Ant Factor Cable Loss Preamp Factor Aux Factor APos TPos Remark 1 5649.91 62.07 68.20 -6.13 56.41 33.30 8.68 36.32 0.00 160 44 PEAK 2 5650.69 62.61 68.71 -6.10 56.93 33.31 8.69 36.32 0.00 160 44 PEAK 3 5713.46 85.24 108.97 -23.73 79.09 33.73 8.75 36.33 0.00 160 44 PEAK 4 5720.13 80.47 111.09 -30.62 74.30 33.74 8.76 36.33 0.00 160 44 PEAK	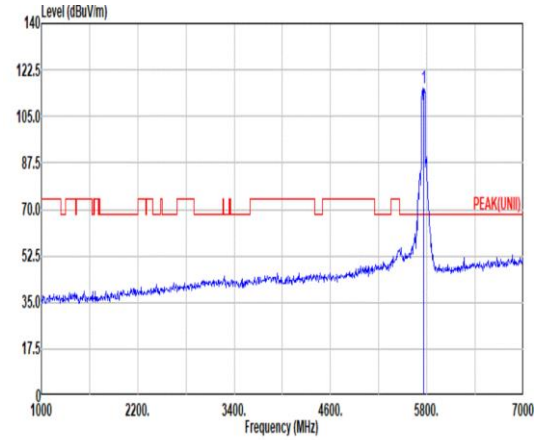 Site : 03CH15-HY Condition: PEAK(UNII) 3m BBHA 9120 D_9120D-02294 VERTICAL : RBW:1000.000kHz VBW:3000.000kHz SWT:Auto Freq Level Limit Line Margin Read Level Ant Factor Cable Loss Preamp Factor Aux Factor APos TPos Remark 1 5755.00 115.62 ------ ------ 109.35 33.81 8.80 36.34 0.00 160 44 PEAK
Avg.	Blank	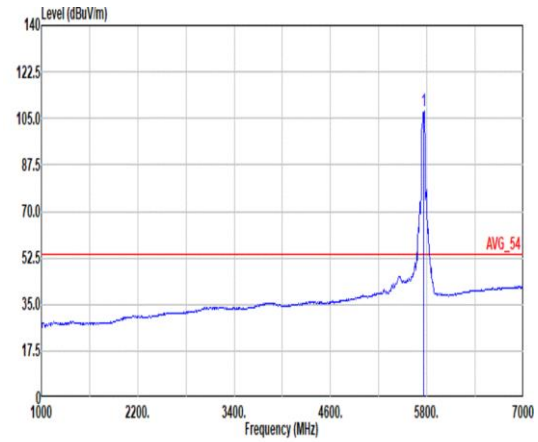 Site : 03CH15-HY Condition: AVG_54 3m BBHA 9120 D_9120D-02294 VERTICAL : RBW:1000.000kHz VBW:3000.000kHz SWT:Auto Freq Level Limit Line Margin Read Level Ant Factor Cable Loss Preamp Factor Aux Factor APos TPos Remark 1 5755.00 107.98 ------ ------ 101.58 33.92 8.82 36.34 0.00 160 44 AVERAGE

Mode	7	
	Band Edge - R	
	U-NII-3_5.725-5.85_802.11n HT40_CH151_5755MHz	
ANT	3+1	
Pol.	Vertical	Fundamental
Peak	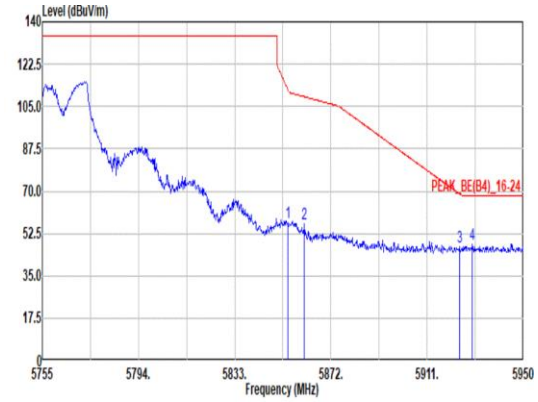 Site : 03CH15-HY Condition: PEAK_BE(B4)_16-24 3m BBHA 9120 D_9120D-02294 VERTICAL : RBW:1000.000kHz VBW:3000.000kHz SWT:Auto Freq Level Limit Line Margin Read Level Ant Factor Cable Loss Preamp Factor Aux Factor APos TPos Remark MHz dBuV/m dBuV/m dB dBuV dB/m dB dB dB cm deg 1 5854.65 56.93 111.61 -54.68 50.17 34.22 8.91 36.37 0.00 160 44 PEAK 2 5861.28 56.31 109.04 -52.73 49.51 34.25 8.92 36.37 0.00 160 44 PEAK 3 5924.26 46.92 68.75 -21.83 40.01 34.30 8.99 36.38 0.00 160 44 PEAK 4 5929.33 48.16 68.20 -20.04 41.27 34.28 8.99 36.38 0.00 160 44 PEAK	Blank

Mode	8	
	Band Edge - L	
	U-NII-3_5.725-5.85_802.11n HT40_CH159_5795MHz	
ANT	3+1	
Pol.	Horizontal	Fundamental
Peak	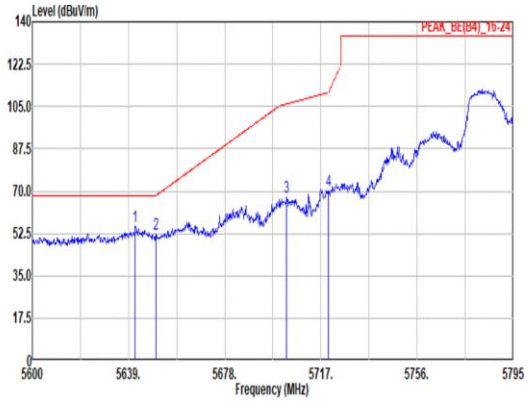 Site : 03CH15-HY Condition: PEAK_BE(B4)_16-24 3m BBHA 9120 D_9120D-02294 HORIZONTAL : RBW:1000.000kHz VBW:3000.000kHz SWT:Auto Freq Level Limit Line Margin Read Level Ant Factor Cable Loss Preamp Factor Aux Factor APos TPos Remark MHz dBuV/m dBuV/m dB dBuV dB/m dB dB dB cm deg 1 5641.73 55.27 68.20 -12.93 49.65 33.25 8.68 36.31 0.00 316 6 PEAK 2 5650.12 52.11 68.29 -16.18 46.44 33.30 8.69 36.32 0.00 316 6 PEAK 3 5703.16 67.51 106.08 -38.57 61.39 33.71 8.74 36.33 0.00 316 6 PEAK 4 5720.12 70.36 111.07 -40.71 64.19 33.74 8.76 36.33 0.00 316 6 PEAK	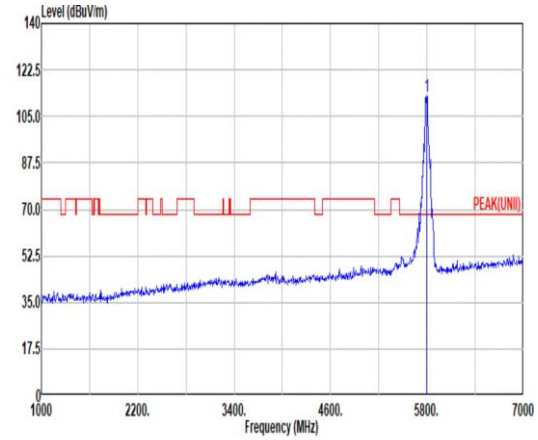 Site : 03CH15-HY Condition: PEAK(UNII) 3m BBHA 9120 D_9120D-02294 HORIZONTAL : RBW:1000.000kHz VBW:3000.000kHz SWT:Auto Freq Level Limit Line Margin Read Level Ant Factor Cable Loss Preamp Factor Aux Factor APos TPos Remark MHz dBuV/m dBuV/m dB dBuV dB/m dB dB dB cm deg 1 5795.00 112.69 ------ ------ 106.07 34.11 8.86 36.35 0.00 316 6 PEAK
Avg.	Blank	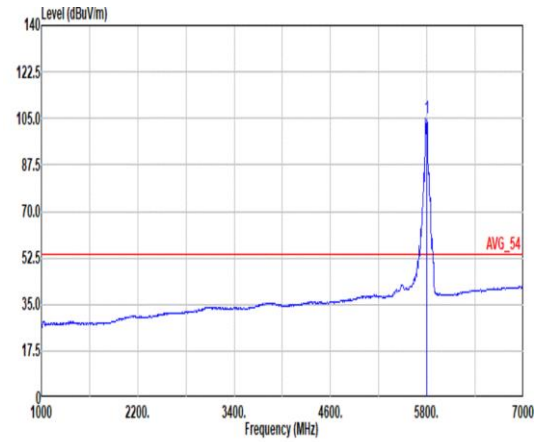 Site : 03CH15-HY Condition: AVG_54 3m BBHA 9120 D_9120D-02294 HORIZONTAL : RBW:1000.000kHz VBW:3000.000kHz SWT:Auto Freq Level Limit Line Margin Read Level Ant Factor Cable Loss Preamp Factor Aux Factor APos TPos Remark MHz dBuV/m dBuV/m dB dBuV dB/m dB dB dB cm deg 1 5795.00 105.02 ------ ------ 98.55 33.99 8.83 36.35 0.00 316 6 AVERAGE

Mode	8	
	Band Edge - R	
	U-NII-3_5.725-5.85_802.11n HT40_CH159_5795MHz	
ANT	3+1	
Pol.	Horizontal	Fundamental
Peak	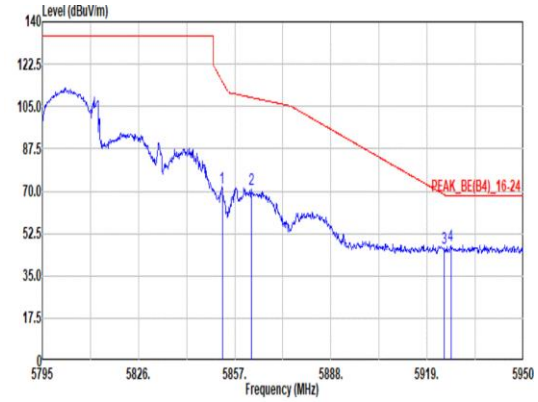 Site : 03CH15-HY Condition: PEAK_BE(B4)_16-24 3m BBHA 9120 D_9120D-02294 HORIZONTAL : RBW:1000.000kHz VBW:3000.000kHz SWT:Auto Freq Level Limit Line Margin Read Level Ant Factor Cable Loss Preamp Factor Aux Factor APos TPos Remark MHz dBuV/m dBuV/m dB dBuV dB/m dB dB dB cm deg 1 5852.97 71.55 115.43 -43.88 64.79 34.21 8.91 36.36 0.00 316 6 PEAK 2 5862.27 70.93 108.76 -37.83 64.13 34.25 8.92 36.37 0.00 316 6 PEAK 3 5924.43 46.69 68.62 -21.93 39.78 34.30 8.99 36.38 0.00 316 6 PEAK 4 5926.60 47.59 68.20 -20.61 40.69 34.29 8.99 36.38 0.00 316 6 PEAK	Blank

Mode	8	
	Band Edge - L	
	U-NII-3_5.725-5.85_802.11n HT40_CH159_5795MHz	
ANT	3+1	
Pol.	Vertical	Fundamental
Peak	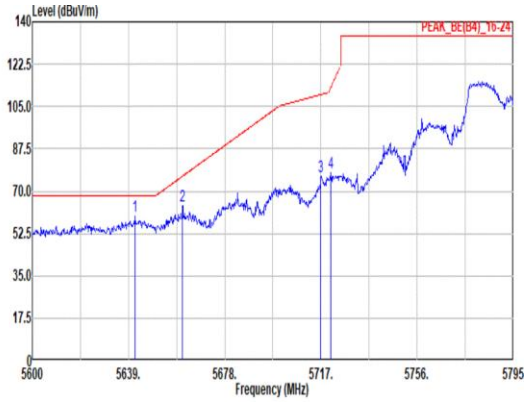 Site : 03CH15-HY Condition: PEAK_BE(B4)_16-24 3m BBHA 9120 D_9120D-02294 VERTICAL : RBW:1000.000kHz VBW:3000.000kHz SWT:Auto Freq Level Limit Line Margin Read Level Ant Factor Cable Loss Preamp Factor Aux Factor APos TPos Remark 1 5641.73 59.59 68.20 -8.61 53.97 33.25 8.68 36.31 0.00 248 56 PEAK 2 5660.84 63.94 76.25 -12.31 58.17 33.39 8.70 36.32 0.00 248 56 PEAK 3 5717.00 76.03 109.96 -33.93 69.87 33.73 8.76 36.33 0.00 248 56 PEAK 4 5720.90 77.52 112.85 -35.33 71.35 33.74 8.76 36.33 0.00 248 56 PEAK	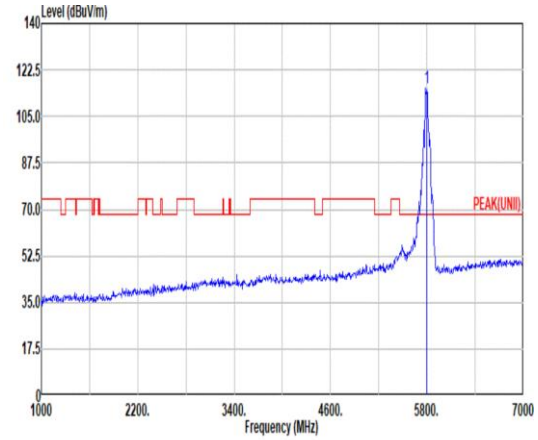 Site : 03CH15-HY Condition: PEAK(UNII) 3m BBHA 9120 D_9120D-02294 VERTICAL : RBW:1000.000kHz VBW:3000.000kHz SWT:Auto Freq Level Limit Line Margin Read Level Ant Factor Cable Loss Preamp Factor Aux Factor APos TPos Remark 1 5795.00 115.66 ------ ------ 109.19 33.99 8.83 36.35 0.00 248 56 PEAK
Avg.	Blank	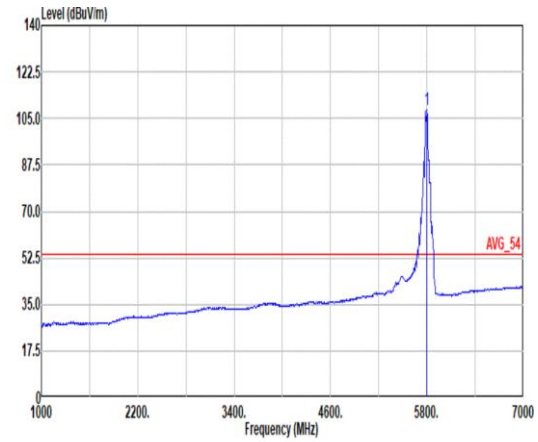 Site : 03CH15-HY Condition: AVG_54 3m BBHA 9120 D_9120D-02294 VERTICAL : RBW:1000.000kHz VBW:3000.000kHz SWT:Auto Freq Level Limit Line Margin Read Level Ant Factor Cable Loss Preamp Factor Aux Factor APos TPos Remark 1 5795.00 108.21 ------ ------ 101.61 34.10 8.85 36.35 0.00 248 56 AVERAGE

Mode	8	
	Band Edge - R	
	U-NII-3_5.725-5.85_802.11n HT40_CH159_5795MHz	
ANT	3+1	
Pol.	Vertical	Fundamental
Peak	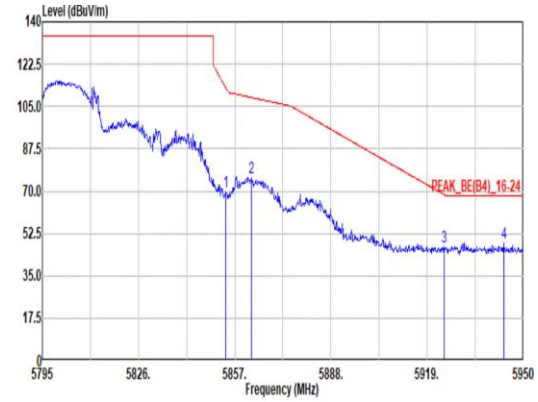 Site : 03CH15-HY Condition: PEAK_BE(B4)_16-24 3m BBHA 9120 D_9120D-02294 VERTICAL : RBW:1000.000kHz VBW:3000.000kHz SWT:Auto Freq Level Limit Line Margin Read Level Ant Factor Cable Loss Preamp Factor Aux Factor APos TPos Remark MHz dBuV/m dBuV/m dB dBuV dB/m dB dB dB cm deg 1 5854.21 69.83 112.60 -42.77 63.07 34.22 8.91 36.37 0.00 248 56 PEAK 2 5862.43 75.42 108.72 -33.30 68.62 34.25 8.92 36.37 0.00 248 56 PEAK 3 5924.43 46.84 68.62 -21.78 39.93 34.30 8.99 36.38 0.00 248 56 PEAK 4 5943.65 48.67 68.20 -19.53 41.82 34.23 9.01 36.39 0.00 248 56 PEAK	Blank

Mode	9	
	Band Edge - L	
	U-NII-3_5.725-5.85_802.11ac VHT80_CH155_5775MHz	
ANT	3+1	
Pol.	Horizontal	Fundamental
Peak	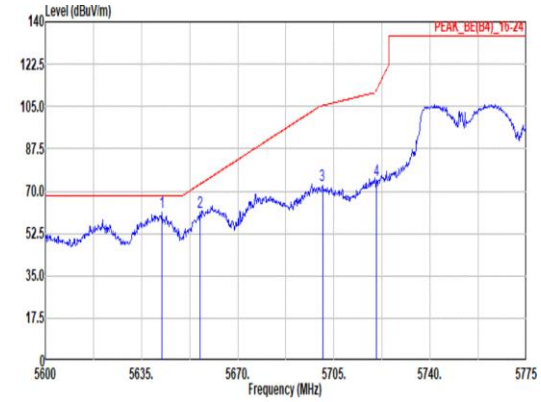 Site : 03CH15-HY Condition: PEAK_BE(B4)_16-24 3m BBHA 9120 D_9120D-02294 HORIZONTAL : RBW:1000.000kHz VBW:3000.000kHz SWT:Auto Freq Level Limit Line Margin Read Level Ant Factor Cable Loss Preamp Factor Aux Factor APos TPos Remark 1 5642.53 61.29 68.20 -6.91 55.66 33.26 8.68 36.31 0.00 300 7 PEAK 2 5656.18 61.52 72.79 -11.27 55.80 33.35 8.69 36.32 0.00 300 7 PEAK 3 5700.80 72.58 105.42 -32.84 66.47 33.70 8.74 36.33 0.00 300 7 PEAK 4 5720.58 74.61 112.11 -37.50 68.44 33.74 8.76 36.33 0.00 300 7 PEAK	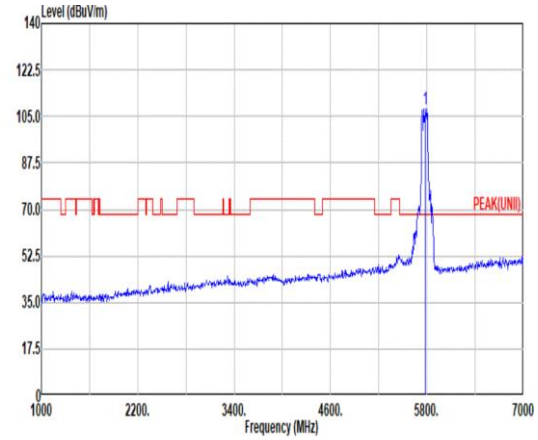 Site : 03CH15-HY Condition: PEAK(UNII) 3m BBHA 9120 D_9120D-02294 HORIZONTAL : RBW:1000.000kHz VBW:3000.000kHz SWT:Auto Freq Level Limit Line Margin Read Level Ant Factor Cable Loss Preamp Factor Aux Factor APos TPos Remark 1 5775.00 107.93 ------ ------ 101.46 33.99 8.83 36.35 0.00 300 7 PEAK
Avg.	Blank	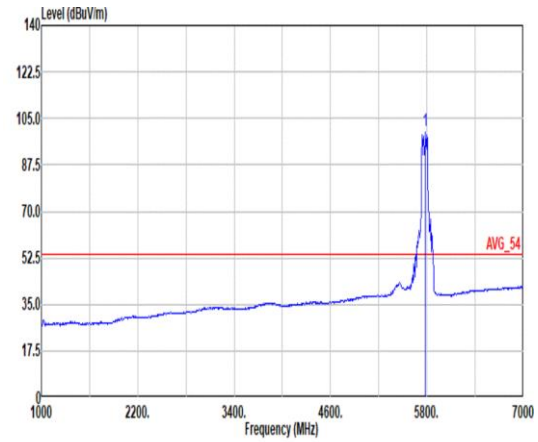 Site : 03CH15-HY Condition: AVG_54 3m BBHA 9120 D_9120D-02294 HORIZONTAL : RBW:1000.000kHz VBW:3000.000kHz SWT:Auto Freq Level Limit Line Margin Read Level Ant Factor Cable Loss Preamp Factor Aux Factor APos TPos Remark 1 5775.00 100.12 ------ ------ 93.65 33.99 8.83 36.35 0.00 300 7 AVERAGE

Mode	9	
	Band Edge - R	
	U-NII-3_5.725-5.85_802.11ac VHT80_CH155_5775MHz	
ANT	3+1	
Pol.	Horizontal	Fundamental
Peak	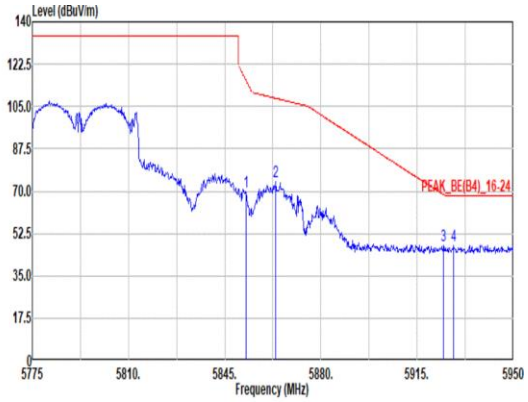 Site : 03CH15-HY Condition: PEAK_BE(B4)_16-24 3m BBHA 9120 D_9120D-02294 HORIZONTAL : RBW:1000.000kHz VBW:3000.000kHz SWT:Auto Freq Level Limit Line Margin Read Level Ant Factor Cable Loss Preamp Factor Aux Factor APos TPos Remark MHz dBuV/m dBuV/m dB dBuV dB/m dB dB dB cm deg 1 5852.88 69.66 115.64 -45.98 62.90 34.21 8.91 36.36 0.00 300 7 PEAK 2 5863.55 73.98 108.40 -34.42 67.18 34.25 8.92 36.37 0.00 300 7 PEAK 3 5924.63 47.57 68.48 -20.91 40.66 34.30 8.99 36.38 0.00 300 7 PEAK 4 5928.30 47.66 68.20 -20.54 40.76 34.29 8.99 36.38 0.00 300 7 PEAK	Blank

Mode	9	
	Band Edge - L	
	U-NII-3_5.725-5.85_802.11ac VHT80_CH155_5775MHz	
ANT	3+1	
Pol.	Vertical	Fundamental
Peak	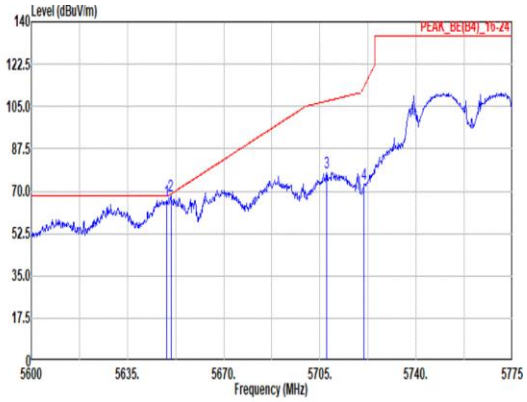 Site : 03CH15-HY Condition: PEAK_BE(B4)_16-24 3m BBHA 9120 D_9120D-02294 VERTICAL : RBW:1000.000kHz VBW:3000.000kHz SWT:Auto Freq Level Limit Line Margin Read Level Ant Factor Cable Loss Preamp Factor Aux Factor APos TPos Remark 1 5649.18 66.17 68.20 -2.03 60.51 33.30 8.68 36.32 0.00 200 37 PEAK 2 5650.75 68.29 68.76 -0.47 62.61 33.31 8.69 36.32 0.00 200 37 PEAK 3 5707.45 77.86 107.29 -29.43 71.73 33.71 8.75 36.33 0.00 200 37 PEAK 4 5721.10 72.90 113.31 -40.41 66.73 33.74 8.76 36.33 0.00 200 37 PEAK	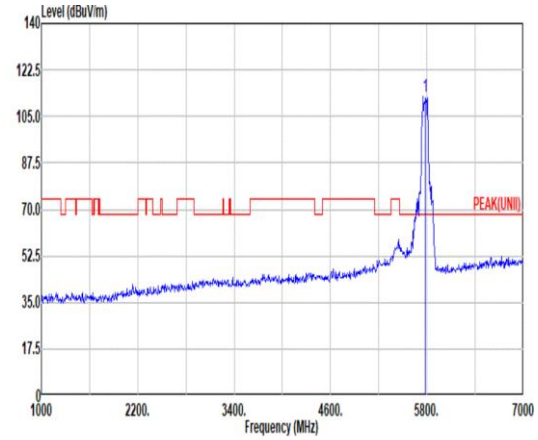 Site : 03CH15-HY Condition: PEAK(UNII) 3m BBHA 9120 D_9120D-02294 VERTICAL : RBW:1000.000kHz VBW:3000.000kHz SWT:Auto Freq Level Limit Line Margin Read Level Ant Factor Cable Loss Preamp Factor Aux Factor APos TPos Remark 1 5775.00 112.36 ------ ------ 106.09 33.81 8.80 36.34 0.00 200 37 PEAK
Avg.	Blank	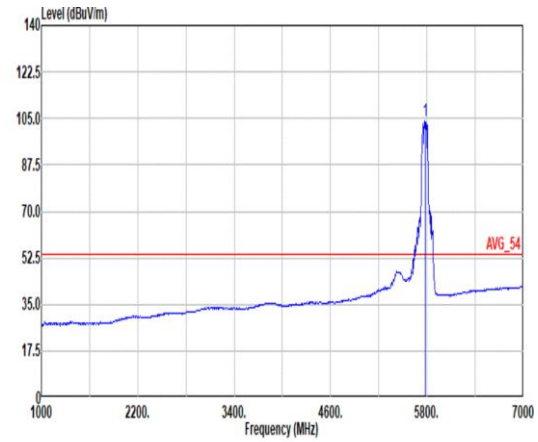 Site : 03CH15-HY Condition: AVG_54 3m BBHA 9120 D_9120D-02294 VERTICAL : RBW:1000.000kHz VBW:3000.000kHz SWT:Auto Freq Level Limit Line Margin Read Level Ant Factor Cable Loss Preamp Factor Aux Factor APos TPos Remark 1 5775.00 103.95 ------ ------ 97.55 33.92 8.82 36.34 0.00 200 37 AVERAGE

Mode	9	
	Band Edge - R	
	U-NII-3_5.725-5.85_802.11ac VHT80_CH155_5775MHz	
ANT	3+1	
Pol.	Vertical	Fundamental
Peak	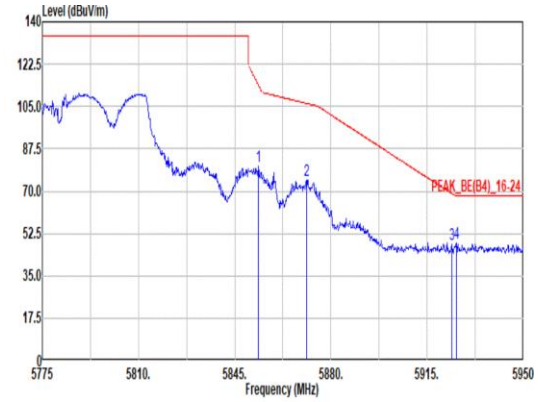 Site : 03CH15-HY Condition: PEAK_BE(B4)_16-24 3m BBHA 9120 D_9120D-02294 VERTICAL : RBW:1000.000kHz VBW:3000.000kHz SWT:Auto Freq Level Limit Line Margin Read Level Ant Factor Cable Loss Preamp Factor Aux Factor APos TPos Remark MHz dBuV/m dBuV/m dB dBuV dB/m dB dB dB cm deg 1 5853.58 80.39 114.05 -33.66 73.63 34.21 8.91 36.36 0.00 200 37 PEAK 2 5871.08 74.63 106.30 -31.67 67.79 34.28 8.93 36.37 0.00 200 37 PEAK 3 5923.93 47.99 68.99 -21.00 41.08 34.30 8.99 36.38 0.00 200 37 PEAK 4 5925.68 48.77 68.20 -19.43 41.86 34.30 8.99 36.38 0.00 200 37 PEAK	Blank

Mode	10	
	Band Edge	
	U-NII-3_5.725-5.85_802.11be EHT20_CH149_Full RU (OFDMA)_5745MHz	
ANT	3+1	
Pol.	Horizontal	Fundamental
Peak	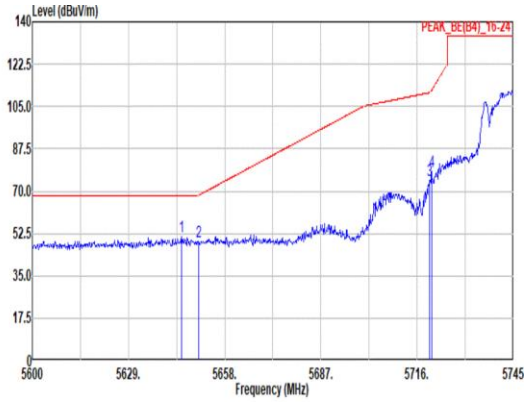 Site : 03CH15-HY Condition: PEAK_BE(B4)_16-24 3m BBHA 9120 D_9120D-02294 HORIZONTAL : RBW:1000.000kHz VBW:3000.000kHz SWT:Auto Freq Level Limit Line Margin Read Level Ant Factor Cable Loss Preamp Factor Aux Factor APos TPos Remark MHz dBuV/m dBuV/m dB dBuV dB/m dB dB dB cm deg 1 5644.95 51.18 68.20 -17.02 45.54 33.27 8.68 36.31 0.00 322 360 PEAK 2 5650.03 49.27 68.22 -18.95 43.60 33.30 8.69 36.32 0.00 322 360 PEAK 3 5719.77 74.59 110.74 -36.15 68.42 33.74 8.76 36.33 0.00 322 360 PEAK 4 5720.35 78.01 111.60 -33.59 71.84 33.74 8.76 36.33 0.00 322 360 PEAK	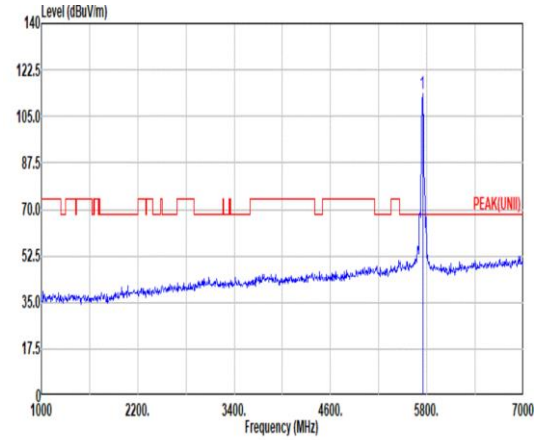 Site : 03CH15-HY Condition: PEAK(UNII) 3m BBHA 9120 D_9120D-02294 HORIZONTAL : RBW:1000.000kHz VBW:3000.000kHz SWT:Auto Freq Level Limit Line Margin Read Level Ant Factor Cable Loss Preamp Factor Aux Factor APos TPos Remark MHz dBuV/m dBuV/m dB dBuV dB/m dB dB dB cm deg 1 5745.00 113.49 ------ ------ 107.25 33.79 8.79 36.34 0.00 322 360 PEAK
Avg.	Blank	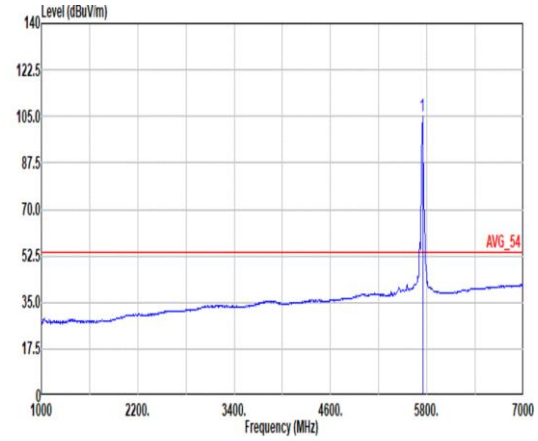 Site : 03CH15-HY Condition: AVG_54 3m BBHA 9120 D_9120D-02294 HORIZONTAL : RBW:1000.000kHz VBW:3000.000kHz SWT:Auto Freq Level Limit Line Margin Read Level Ant Factor Cable Loss Preamp Factor Aux Factor APos TPos Remark MHz dBuV/m dBuV/m dB dBuV dB/m dB dB dB cm deg 1 5745.00 105.27 ------ ------ 99.03 33.79 8.79 36.34 0.00 322 360 AVERAGE

Mode	10	
	Band Edge	
	U-NII-3_5.725-5.85_802.11be EHT20_CH149_Full RU (OFDMA)_5745MHz	
ANT	3+1	
Pol.	Vertical	Fundamental
Peak	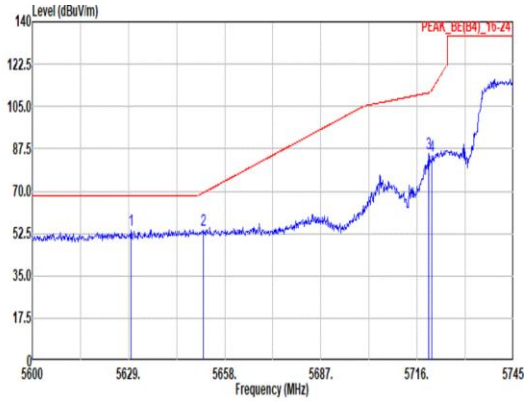 Site : 03CH15-HY Condition: PEAK_BE(B4)_16-24 3m BBHA 9120 D_9120D-02294 VERTICAL : RBW:1000.000kHz VBW:3000.000kHz SWT:Auto Freq Level Limit Line Margin Read Level Ant Factor Cable Loss Preamp Factor Aux Factor APos TPos Remark MHz dBuV/m dBuV/m dB dBuV dB/m dB dB dB cm deg 1 5629.73 54.04 68.20 -14.16 48.51 33.18 8.66 36.31 0.00 200 44 PEAK 2 5651.62 53.87 69.40 -15.53 48.19 33.31 8.69 36.32 0.00 200 44 PEAK 3 5719.48 85.56 110.65 -25.09 79.39 33.74 8.76 36.33 0.00 200 44 PEAK 4 5720.50 84.33 111.93 -27.60 78.16 33.74 8.76 36.33 0.00 200 44 PEAK	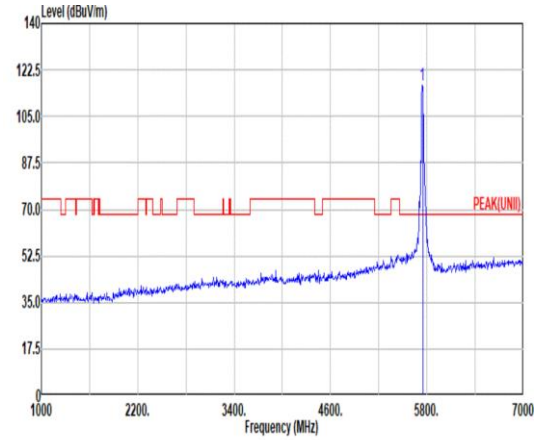 Site : 03CH15-HY Condition: PEAK(UNII) 3m BBHA 9120 D_9120D-02294 VERTICAL : RBW:1000.000kHz VBW:3000.000kHz SWT:Auto Freq Level Limit Line Margin Read Level Ant Factor Cable Loss Preamp Factor Aux Factor APos TPos Remark MHz dBuV/m dBuV/m dB dBuV dB/m dB dB dB cm deg 1 5745.00 116.51 ------ ------ 110.29 33.78 8.78 36.34 0.00 200 44 PEAK
Avg.	Blank	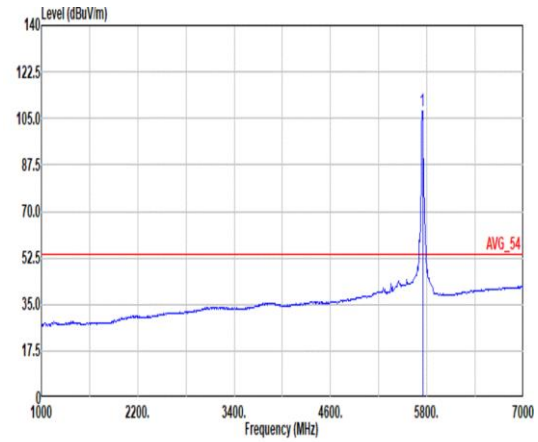 Site : 03CH15-HY Condition: AVG_54 3m BBHA 9120 D_9120D-02294 VERTICAL : RBW:1000.000kHz VBW:3000.000kHz SWT:Auto Freq Level Limit Line Margin Read Level Ant Factor Cable Loss Preamp Factor Aux Factor APos TPos Remark MHz dBuV/m dBuV/m dB dBuV dB/m dB dB dB cm deg 1 5745.00 107.97 ------ ------ 101.75 33.78 8.78 36.34 0.00 200 44 AVERAGE

Mode	10	
	Harmonic	
	U-NII-3_5.725-5.85_802.11be EHT20_CH149_Full RU (OFDMA)_5745MHz	
ANT	3+1	
Pol.	Horizontal	Vertical
Peak Avg.	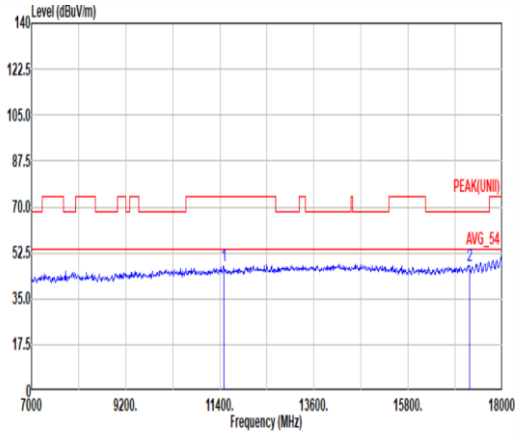 Site : 03CH15-HY Condition: PEAK(UNII) 3m BBHA 9120 D_9120D-02294 HORIZONTAL Freq Level Limit Line Margin Read Level Ant Factor Cable Loss Preamp Factor Aux Factor APos TPos Remark MHz dBuV/m dBuV/m dB dBuV dB/m dB dB dB cm deg 1 11490.00 47.53 74.00 -26.47 53.28 38.91 12.58 58.16 0.92 -- -- PEAK 2 17235.00 47.45 68.20 -20.75 52.10 38.20 15.47 59.26 0.94 -- -- PEAK	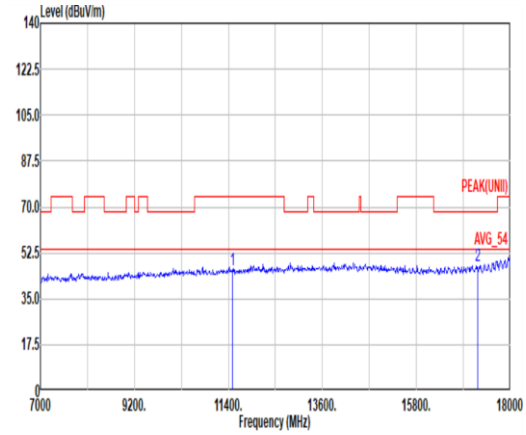 Site : 03CH15-HY Condition: PEAK(UNII) 3m BBHA 9120 D_9120D-02294 VERTICAL Freq Level Limit Line Margin Read Level Ant Factor Cable Loss Preamp Factor Aux Factor APos TPos Remark MHz dBuV/m dBuV/m dB dBuV dB/m dB dB dB cm deg 1 11490.00 45.85 74.00 -28.15 51.60 38.91 12.58 58.16 0.92 -- -- PEAK 2 17235.00 47.64 68.20 -20.56 52.29 38.20 15.47 59.26 0.94 -- -- PEAK

Mode	10	
	Harmonic	
	U-NII-3_5.725-5.85_802.11be EHT20_CH149_Full RU (OFDMA)_5745MHz	
ANT	3+1	
Pol.	Horizontal	Vertical
14.47G ~14.5G Avg.	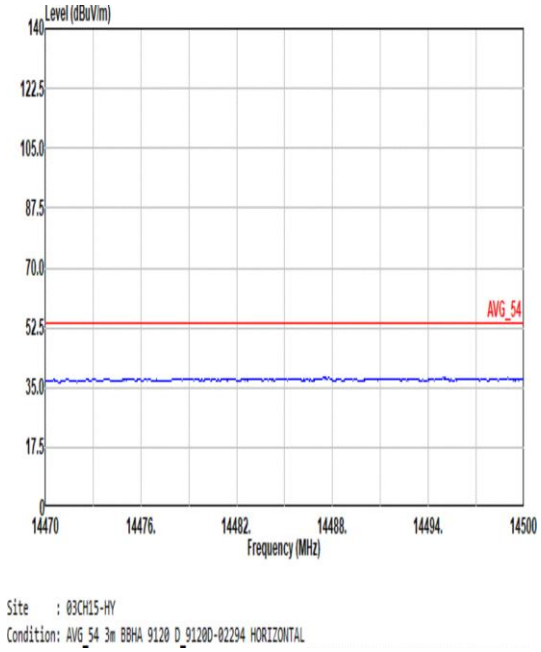	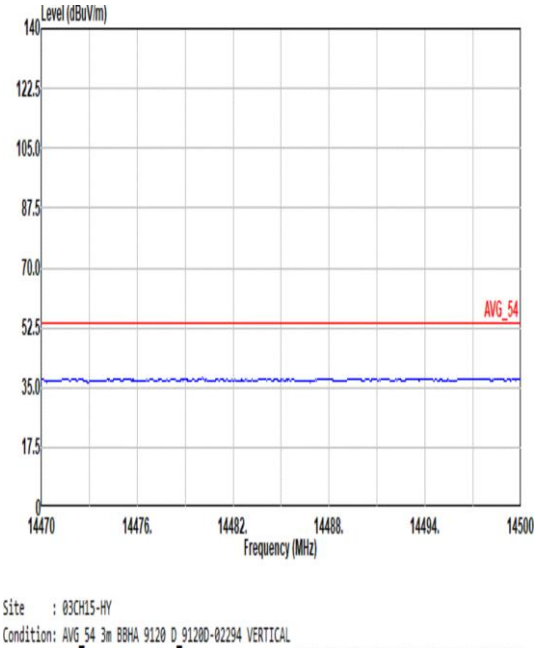
17.7G ~18G Avg.	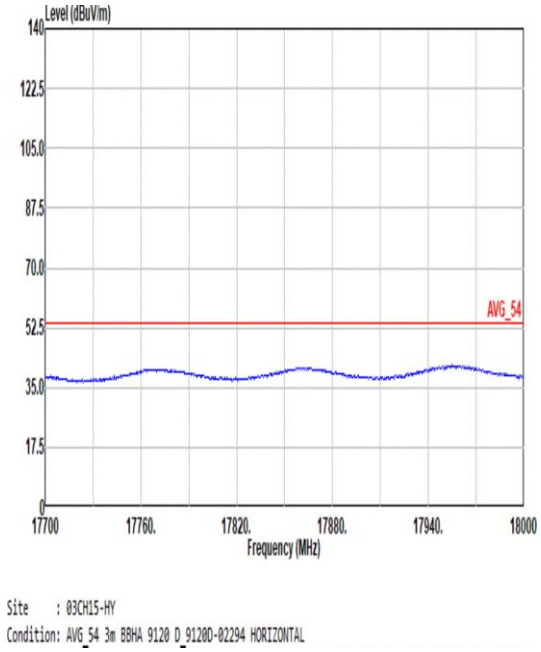	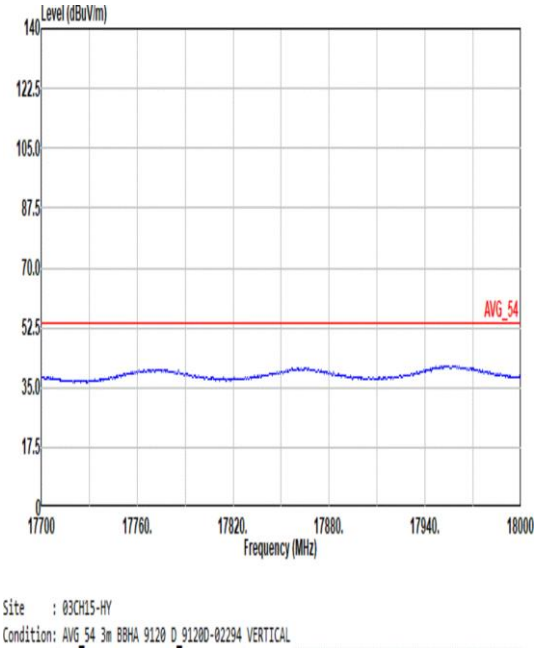

Mode	11	
	Band Edge - L	
	U-NII-3_5.725-5.85_802.11be EHT20_CH157_Full RU (OFDMA)_5785MHz	
ANT	3+1	
Pol.	Horizontal	Fundamental
Peak	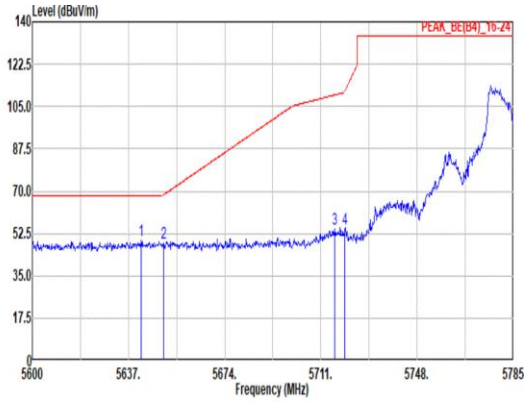 Site : 03CH15-HY Condition: PEAK_BE(B4)_16-24 3m BBHA 9120 D_9120D-02294 HORIZONTAL : RBW:1000.000kHz VBW:3000.000kHz SWT:Auto Freq Level Limit Line Margin Read Level Ant Factor Cable Loss Preamp Factor Aux Factor APos TPos Remark MHz dBuV/m dBuV/m dB dBuV dB/m dB dB dB cm deg 1 5641.81 49.52 68.20 -18.68 43.90 33.25 8.68 36.31 0.00 400 6 PEAK 2 5650.51 48.69 68.58 -19.89 43.02 33.30 8.69 36.32 0.00 400 6 PEAK 3 5716.37 54.67 109.78 -55.11 48.51 33.73 8.76 36.33 0.00 400 6 PEAK 4 5720.25 54.67 111.37 -56.70 48.50 33.74 8.76 36.33 0.00 400 6 PEAK	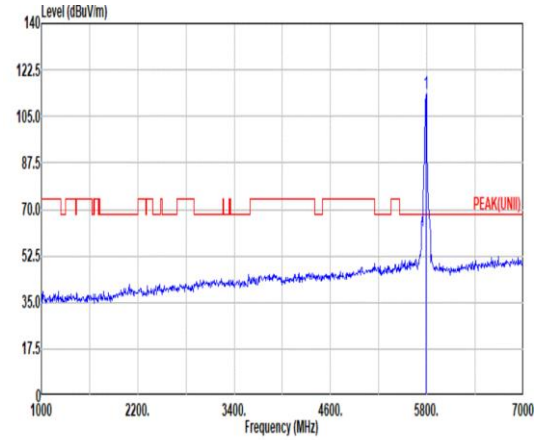 Site : 03CH15-HY Condition: PEAK(UNII) 3m BBHA 9120 D_9120D-02294 HORIZONTAL : RBW:1000.000kHz VBW:3000.000kHz SWT:Auto Freq Level Limit Line Margin Read Level Ant Factor Cable Loss Preamp Factor Aux Factor APos TPos Remark MHz dBuV/m dBuV/m dB dBuV dB/m dB dB dB cm deg 1 5785.00 113.50 ------ ------ 106.95 34.06 8.84 36.35 0.00 400 6 PEAK
Avg.	Blank	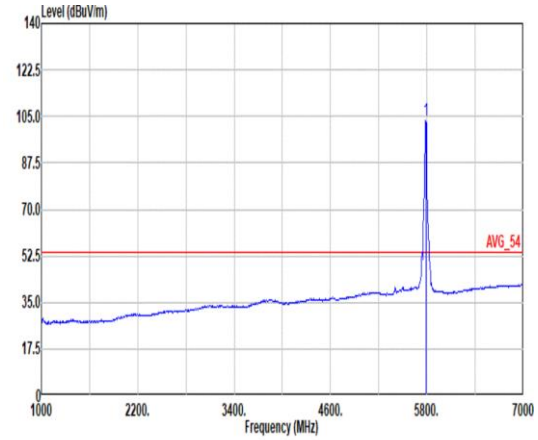 Site : 03CH15-HY Condition: AVG_54 3m BBHA 9120 D_9120D-02294 HORIZONTAL : RBW:1000.000kHz VBW:3000.000kHz SWT:Auto Freq Level Limit Line Margin Read Level Ant Factor Cable Loss Preamp Factor Aux Factor APos TPos Remark MHz dBuV/m dBuV/m dB dBuV dB/m dB dB dB cm deg 1 5785.00 103.51 ------ ------ 97.08 33.96 8.82 36.35 0.00 400 6 AVERAGE

Mode	11	
	Band Edge - R	
	U-NII-3_5.725-5.85_802.11be EHT20_CH157_Full RU (OFDMA)_5785MHz	
ANT	3+1	
Pol.	Horizontal	Fundamental
Peak	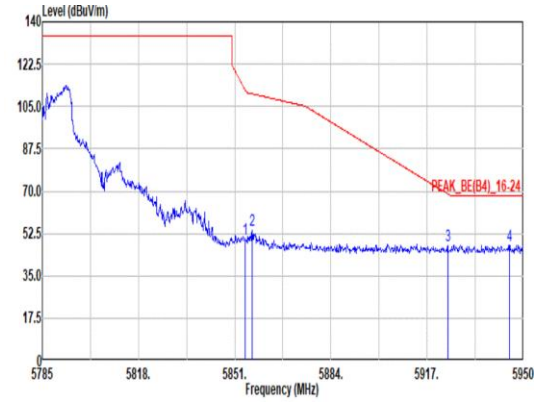 Site : 03CH15-HY Condition: PEAK_BE(B4)_16-24 3m BBHA 9120 D_9120D-02294 HORIZONTAL : RBW:1000.000kHz VBW:3000.000kHz SWT:Auto Limit Read Ant Cable Preamp Aux APos TPos Freq Level Line Margin Level Factor Loss Factor Factor Remark MHz dBuV/m dBuV/m dB dBuV dB/m dB dB dB cm deg 1 5854.63 50.45 111.64 -61.19 43.69 34.22 8.91 36.37 0.00 400 6 PEAK 2 5856.94 53.85 110.26 -56.41 47.08 34.23 8.91 36.37 0.00 400 6 PEAK 3 5924.10 47.71 68.87 -21.16 40.80 34.30 8.99 36.38 0.00 400 6 PEAK 4 5945.22 47.79 68.20 -20.41 40.95 34.22 9.01 36.39 0.00 400 6 PEAK	Blank

Mode	11	
	Band Edge - L	
	U-NII-3_5.725-5.85_802.11be EHT20_CH157_Full RU (OFDMA)_5785MHz	
ANT	3+1	
Pol.	Vertical	Fundamental
Peak	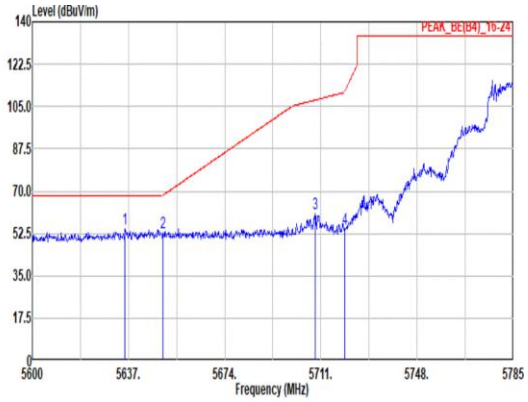 Site : 03CH15-HY Condition: PEAK_BE(B4)_16-24 3m BBHA 9120 D_9120D-02294 VERTICAL : RBW:1000.000kHz VBW:3000.000kHz SWT:Auto Freq Level Limit Line Margin Read Level Ant Factor Cable Loss Preamp Factor Aux Factor APos TPos Remark 1 5635.71 54.52 68.20 -13.68 48.95 33.21 8.67 36.31 0.00 200 48 PEAK 2 5650.14 52.98 68.30 -15.32 47.31 33.30 8.69 36.32 0.00 200 48 PEAK 3 5708.78 60.93 107.66 -46.73 54.79 33.72 8.75 36.33 0.00 200 48 PEAK 4 5720.07 54.30 110.95 -56.65 48.13 33.74 8.76 36.33 0.00 200 48 PEAK	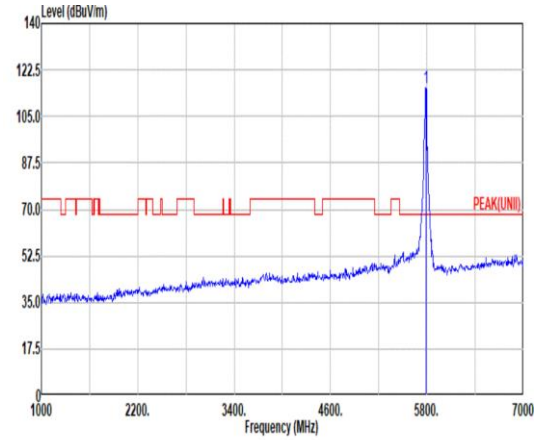 Site : 03CH15-HY Condition: PEAK(UNII) 3m BBHA 9120 D_9120D-02294 VERTICAL : RBW:1000.000kHz VBW:3000.000kHz SWT:Auto Freq Level Limit Line Margin Read Level Ant Factor Cable Loss Preamp Factor Aux Factor APos TPos Remark 1 5785.00 115.77 ------ ------ 109.30 33.99 8.83 36.35 0.00 200 48 PEAK
Avg.	Blank	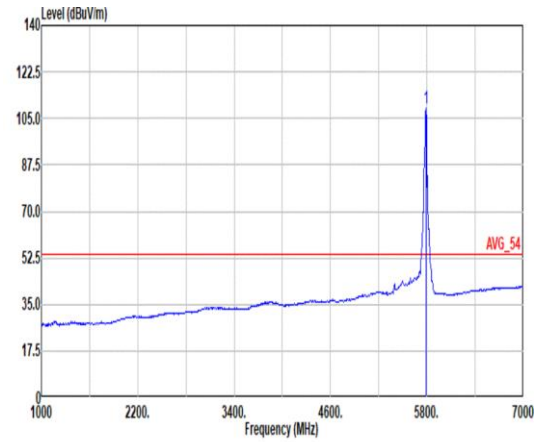 Site : 03CH15-HY Condition: AVG_54 3m BBHA 9120 D_9120D-02294 VERTICAL : RBW:1000.000kHz VBW:3000.000kHz SWT:Auto Freq Level Limit Line Margin Read Level Ant Factor Cable Loss Preamp Factor Aux Factor APos TPos Remark 1 5785.00 108.72 ------ ------ 102.20 34.03 8.84 36.35 0.00 200 48 AVERAGE

Mode	11	
	Band Edge - R	
	U-NII-3_5.725-5.85_802.11be EHT20_CH157_Full RU (OFDMA)_5785MHz	
ANT	3+1	
Pol.	Vertical	Fundamental
Peak	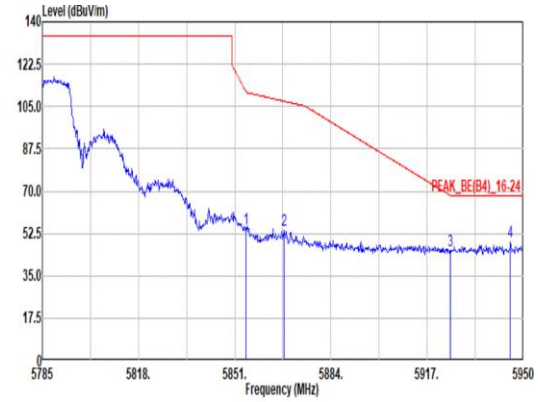 Site : 03CH15-HY Condition: PEAK_BE(B4)_16-24 3m BBHA 9120 D_9120D-02294 VERTICAL : RBW:1000.000kHz VBW:3000.000kHz SWT:Auto Freq Level Limit Line Margin Read Level Ant Factor Cable Loss Preamp Factor Aux Factor APos TPos Remark MHz dBuV/m dBuV/m dB dBuV dB/m dB dB dB cm deg 1 5854.96 54.56 110.89 -56.33 47.80 34.22 8.91 36.37 0.00 200 48 PEAK 2 5868.00 53.81 107.16 -53.35 46.99 34.27 8.92 36.37 0.00 200 48 PEAK 3 5924.92 45.54 68.26 -22.72 38.63 34.30 8.99 36.38 0.00 200 48 PEAK 4 5945.55 49.11 68.20 -19.09 42.27 34.22 9.01 36.39 0.00 200 48 PEAK	Blank

Mode	11	
	Harmonic	
	U-NII-3_5.725-5.85_802.11be EHT20_CH157_Full RU (OFDMA)_5785MHz	
ANT	3+1	
Pol.	Horizontal	Vertical
Peak Avg.	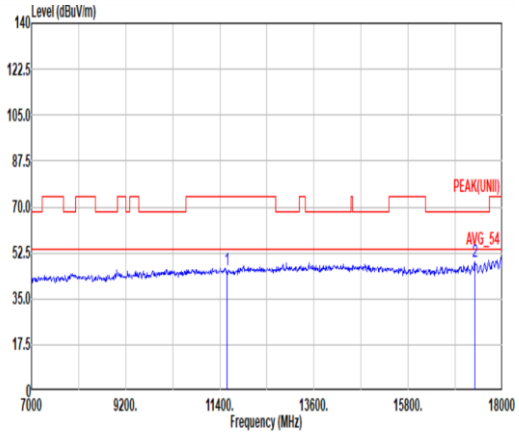 Site : 03CH15-HY Condition: PEAK(UNII) 3m BBHA 9120 D_9120D-02294 HORIZONTAL Freq Level Limit Line Margin Read Level Ant Factor Cable Loss Preamp Factor Aux Factor APos TPos Remark MHz dBuV/m dBuV/m dB dBuV dB/m dB dB dB cm deg 1 11570.00 46.00 74.00 -28.00 51.94 38.62 12.63 58.11 0.92 -- -- PEAK 2 17355.00 49.13 68.20 -19.07 53.52 38.37 15.54 59.24 0.94 -- -- PEAK	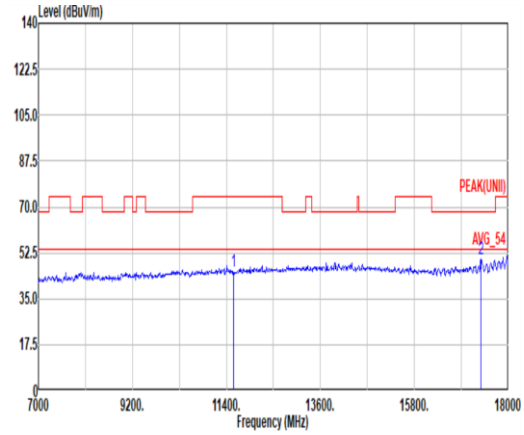 Site : 03CH15-HY Condition: PEAK(UNII) 3m BBHA 9120 D_9120D-02294 VERTICAL Freq Level Limit Line Margin Read Level Ant Factor Cable Loss Preamp Factor Aux Factor APos TPos Remark MHz dBuV/m dBuV/m dB dBuV dB/m dB dB dB cm deg 1 11570.00 45.24 74.00 -28.76 51.18 38.62 12.63 58.11 0.92 -- -- PEAK 2 17355.00 50.13 68.20 -18.07 54.52 38.37 15.54 59.24 0.94 -- -- PEAK

Mode	11	
	Harmonic	
	U-NII-3_5.725-5.85_802.11be EHT20_CH157_Full RU (OFDMA)_5785MHz	
ANT	3+1	
Pol.	Horizontal	Vertical
14.47G ~14.5G Avg.	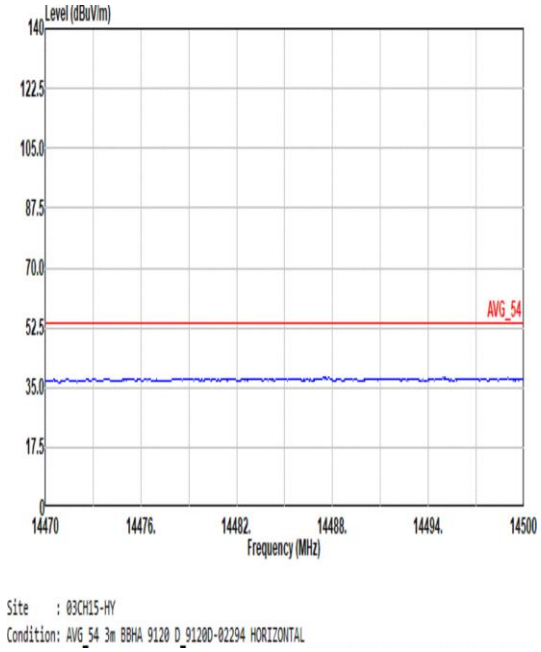	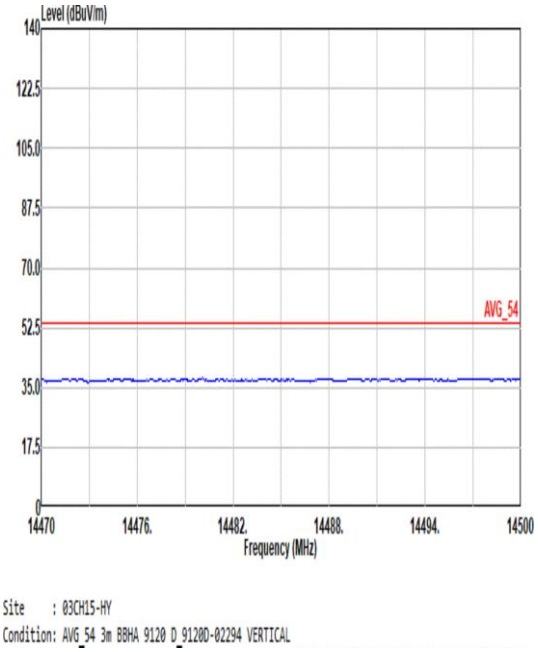
17.7G ~18G Avg.	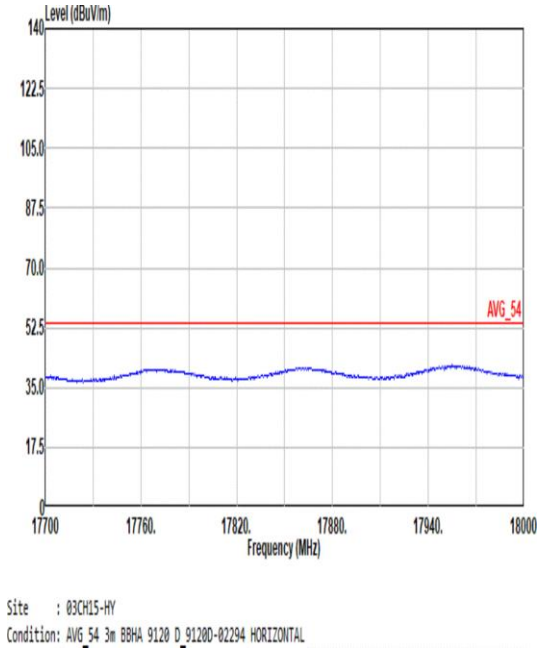	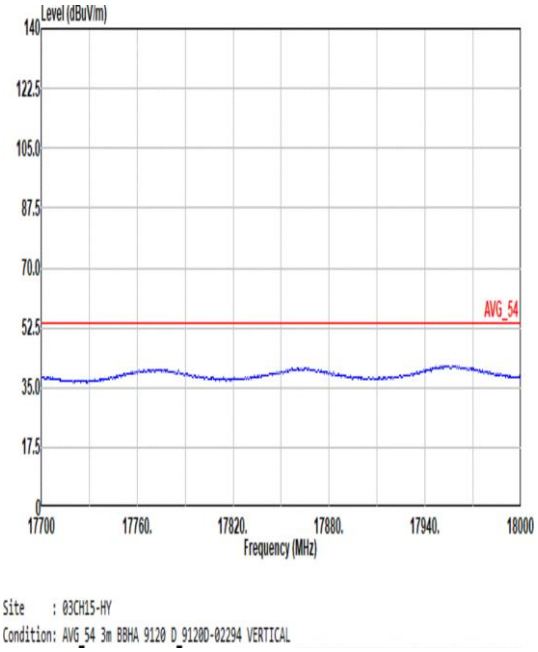

Mode	12	
	Band Edge	
	U-NII-3_5.725-5.85_802.11be EHT20_CH165_Full RU (OFDMA)_5825MHz	
ANT	3+1	
Pol.	Horizontal	Fundamental
Peak	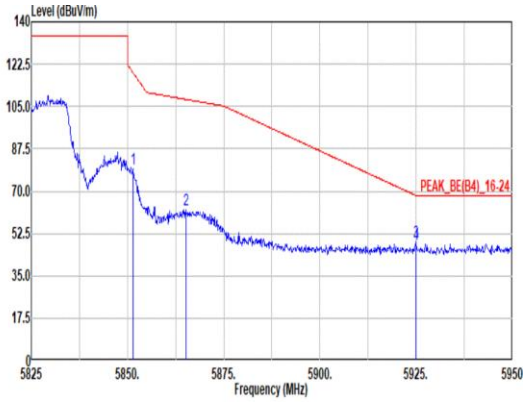 Site : 03CH15-HY Condition: PEAK_BE(B4)_16-24 3m BBHA 9120 D_9120D-02294 HORIZONTAL : RBW:1000.000kHz VBW:3000.000kHz SWT:Auto Freq Level Limit Line Margin Read Level Ant Factor Cable Loss Preamp Factor Aux Factor APos TPos Remark MHz dBuV/m dBuV/m dB dBuV dB/m dB dB dB cm deg 1 5851.50 79.03 118.78 -39.75 72.27 34.21 8.91 36.36 0.00 169 0 PEAK 2 5865.13 62.46 107.96 -45.50 55.65 34.26 8.92 36.37 0.00 169 0 PEAK 3 5924.88 49.25 68.29 -19.04 42.34 34.30 8.99 36.38 0.00 169 0 PEAK 4 5925.00 48.20 68.20 -20.00 41.29 34.30 8.99 36.38 0.00 169 0 PEAK	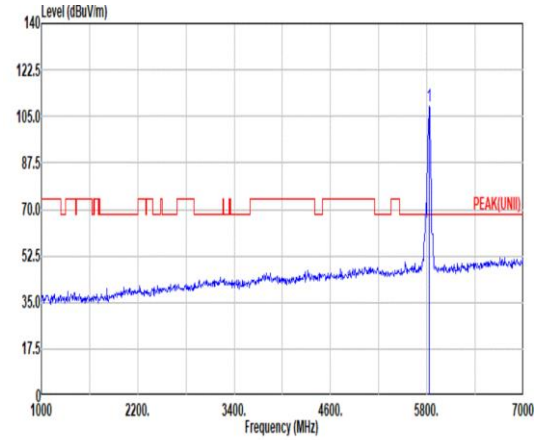 Site : 03CH15-HY Condition: PEAK(UNII) 3m BBHA 9120 D_9120D-02294 HORIZONTAL : RBW:1000.000kHz VBW:3000.000kHz SWT:Auto Freq Level Limit Line Margin Read Level Ant Factor Cable Loss Preamp Factor Aux Factor APos TPos Remark MHz dBuV/m dBuV/m dB dBuV dB/m dB dB dB cm deg 1 5825.00 108.65 ------ ------ 101.97 34.16 8.88 36.36 0.00 169 0 PEAK
Avg.	Blank	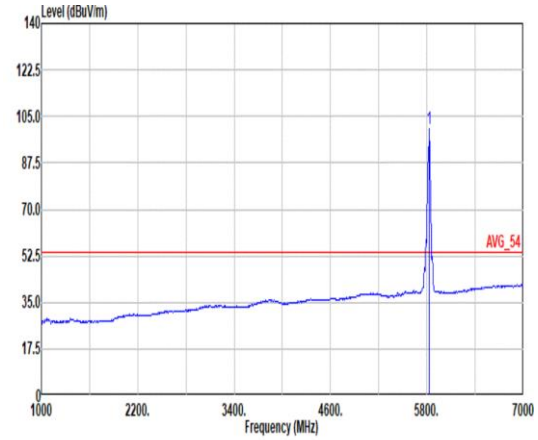 Site : 03CH15-HY Condition: AVG_54 3m BBHA 9120 D_9120D-02294 HORIZONTAL : RBW:1000.000kHz VBW:3000.000kHz SWT:Auto Freq Level Limit Line Margin Read Level Ant Factor Cable Loss Preamp Factor Aux Factor APos TPos Remark MHz dBuV/m dBuV/m dB dBuV dB/m dB dB dB cm deg 1 5825.00 100.27 ------ ------ 93.59 34.16 8.88 36.36 0.00 169 0 AVERAGE

Mode	12	
	Band Edge	
	U-NII-3_5.725-5.85_802.11be EHT20_CH165_Full RU (OFDMA)_5825MHz	
ANT	3+1	
Pol.	Vertical	Fundamental
Peak	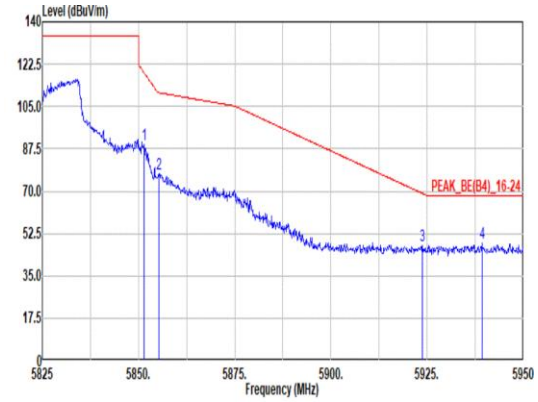 Site : 03CH15-HY Condition: PEAK_BE(B4)_16-24 3m BBHA 9120 D_9120D-02294 VERTICAL : RBW:1000.000kHz VBW:3000.000kHz SWT:Auto Freq Level Limit Line Margin Read Level Ant Factor Cable Loss Preamp Factor Aux Factor APos TPos Remark MHz dBuV/m dBuV/m dB dBuV dB/m dB dB dB cm deg 1 5851.50 89.53 118.78 -29.25 82.77 34.21 8.91 36.36 0.00 286 60 PEAK 2 5855.25 77.35 110.73 -33.38 70.59 34.22 8.91 36.37 0.00 286 60 PEAK 3 5923.75 47.36 69.12 -21.76 40.44 34.31 8.99 36.38 0.00 286 60 PEAK 4 5939.25 48.69 68.20 -19.51 41.84 34.24 9.00 36.39 0.00 286 60 PEAK	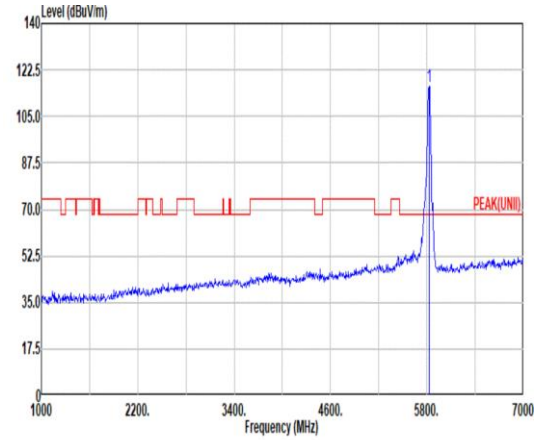 Site : 03CH15-HY Condition: PEAK(UNII) 3m BBHA 9120 D_9120D-02294 VERTICAL : RBW:1000.000kHz VBW:3000.000kHz SWT:Auto Freq Level Limit Line Margin Read Level Ant Factor Cable Loss Preamp Factor Aux Factor APos TPos Remark MHz dBuV/m dBuV/m dB dBuV dB/m dB dB dB cm deg 1 5825.00 116.06 ------ ------ 109.38 34.16 8.88 36.36 0.00 286 60 PEAK
Avg.	Blank	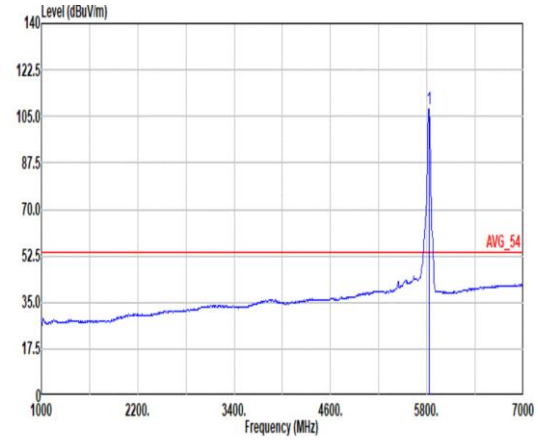 Site : 03CH15-HY Condition: AVG_54 3m BBHA 9120 D_9120D-02294 VERTICAL : RBW:1000.000kHz VBW:3000.000kHz SWT:Auto Freq Level Limit Line Margin Read Level Ant Factor Cable Loss Preamp Factor Aux Factor APos TPos Remark MHz dBuV/m dBuV/m dB dBuV dB/m dB dB dB cm deg 1 5825.00 108.03 ------ ------ 101.38 34.14 8.87 36.36 0.00 286 60 AVERAGE

Mode	12	
	Harmonic	
	U-NII-3_5.725-5.85_802.11be EHT20_CH165_Full RU (OFDMA)_5825MHz	
ANT	3+1	
Pol.	Horizontal	Vertical
Peak Avg.	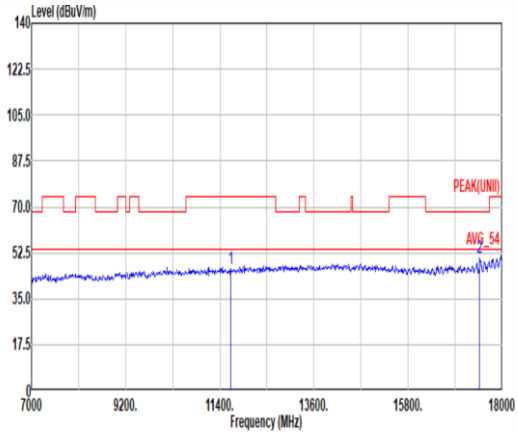 Site : 03CH15-HY Condition: PEAK(UNII) 3m BBHA 9120 D_9120D-02294 HORIZONTAL Freq Level Limit Line Margin Read Level Ant Factor Cable Loss Preamp Factor Aux Factor APos TPos Remark MHz dBuV/m dBuV/m dB dBuV dB/m dB dB dB cm deg 1 11650.00 46.23 74.00 -27.77 52.13 38.55 12.68 58.06 0.93 -- -- PEAK 2 17475.00 50.97 68.20 -17.23 55.14 38.50 15.61 59.22 0.94 -- -- PEAK	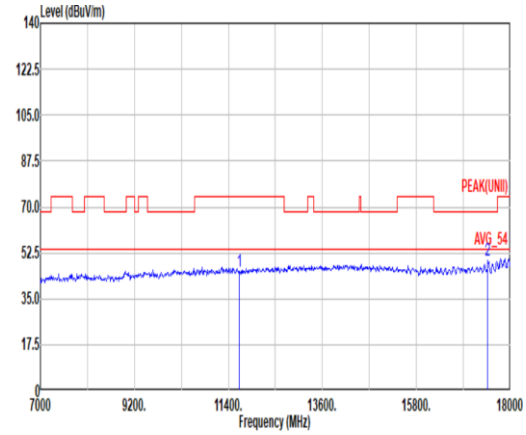 Site : 03CH15-HY Condition: PEAK(UNII) 3m BBHA 9120 D_9120D-02294 VERTICAL Freq Level Limit Line Margin Read Level Ant Factor Cable Loss Preamp Factor Aux Factor APos TPos Remark MHz dBuV/m dBuV/m dB dBuV dB/m dB dB dB cm deg 1 11650.00 45.41 74.00 -28.59 51.31 38.55 12.68 58.06 0.93 -- -- PEAK 2 17475.00 49.71 68.20 -18.49 53.88 38.50 15.61 59.22 0.94 -- -- PEAK

Mode	12	
	Harmonic	
	U-NII-3_5.725-5.85_802.11be EHT20_CH165_Full RU (OFDMA)_5825MHz	
ANT	3+1	
Pol.	Horizontal	Vertical
14.47G ~14.5G Avg.	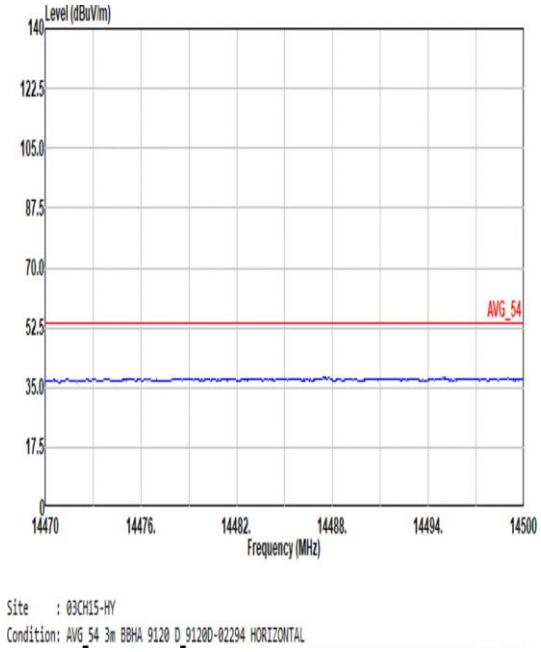	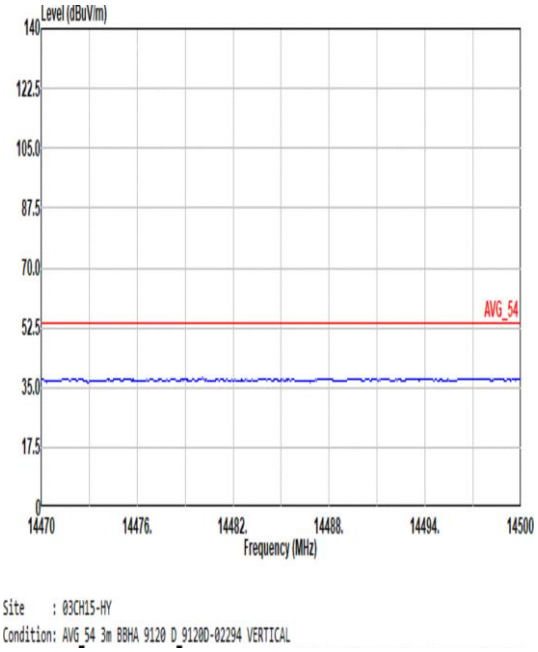
17.7G ~18G Avg.	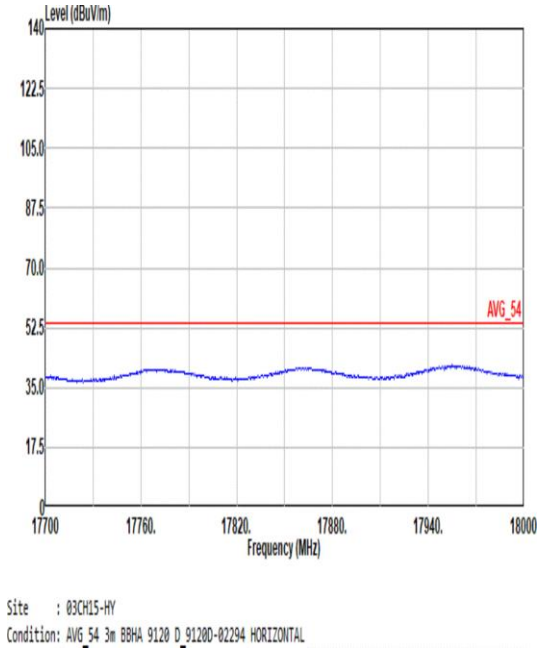	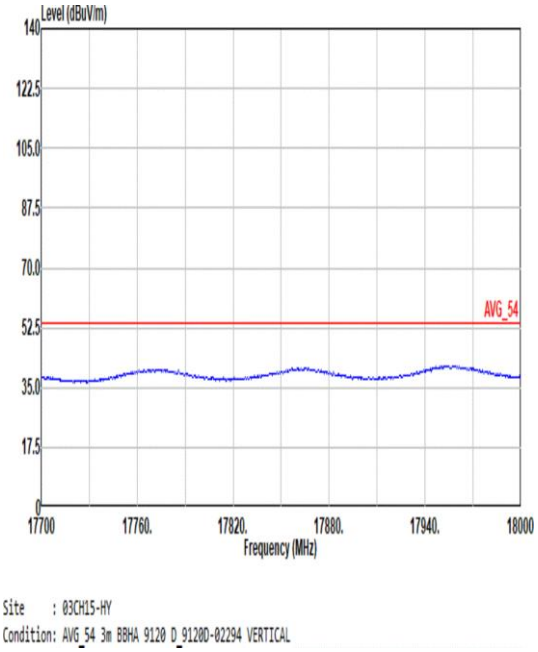

Mode	13	
	Band Edge - L	
	U-NII-3_5.725-5.85_802.11be EHT40_CH151_Full RU (OFDMA)_5755MHz	
ANT	3+1	
Pol.	Horizontal	Fundamental
Peak	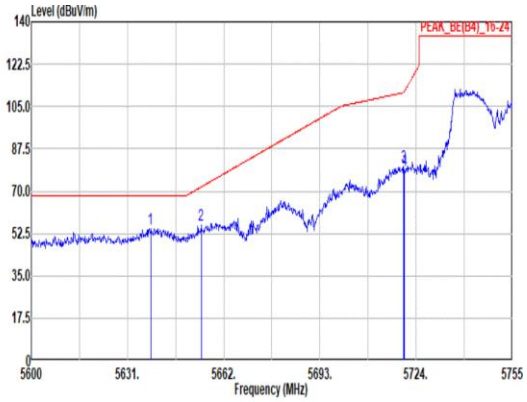 Site : 03CH15-HY Condition: PEAK_BE(B4)_16-24 3m BBHA 9120 D_9120D-02294 HORIZONTAL : RBW:1000.000kHz VBW:3000.000kHz SWT:Auto Freq Level Limit Line Margin Read Level Ant Factor Cable Loss Preamp Factor Aux Factor APos TPos Remark MHz dBuV/m dBuV/m dB dBuV dB/m dB dB dB cm deg 1 5638.44 54.67 68.20 -13.53 49.08 33.23 8.67 36.31 0.00 339 360 PEAK 2 5654.72 56.26 71.70 -15.44 50.55 33.34 8.69 36.32 0.00 339 360 PEAK 3 5719.97 80.46 110.79 -30.33 74.29 33.74 8.76 36.33 0.00 339 360 PEAK 4 5720.28 78.68 111.44 -32.76 72.51 33.74 8.76 36.33 0.00 339 360 PEAK	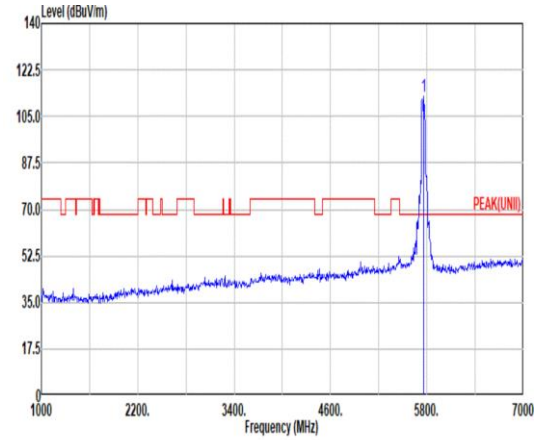 Site : 03CH15-HY Condition: PEAK(UNII) 3m BBHA 9120 D_9120D-02294 HORIZONTAL : RBW:1000.000kHz VBW:3000.000kHz SWT:Auto Freq Level Limit Line Margin Read Level Ant Factor Cable Loss Preamp Factor Aux Factor APos TPos Remark MHz dBuV/m dBuV/m dB dBuV dB/m dB dB dB cm deg 1 5755.00 112.45 ------ ------ 106.10 33.88 8.81 36.34 0.00 339 360 PEAK
Avg.	Blank	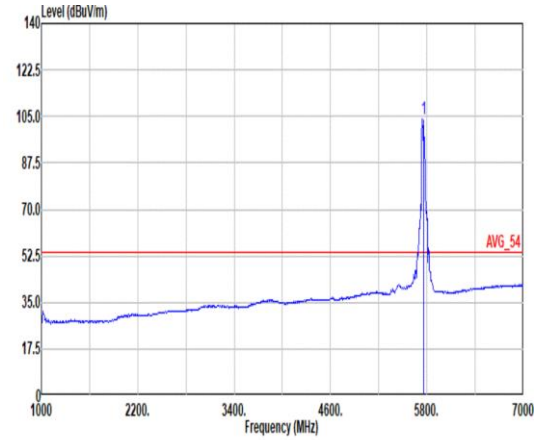 Site : 03CH15-HY Condition: AVG_54 3m BBHA 9120 D_9120D-02294 HORIZONTAL : RBW:1000.000kHz VBW:3000.000kHz SWT:Auto Freq Level Limit Line Margin Read Level Ant Factor Cable Loss Preamp Factor Aux Factor APos TPos Remark MHz dBuV/m dBuV/m dB dBuV dB/m dB dB dB cm deg 1 5755.00 103.94 ------ ------ 97.72 33.78 8.78 36.34 0.00 339 360 AVERAGE

Mode	13	
	Band Edge - R	
	U-NII-3_5.725-5.85_802.11be EHT40_CH151_Full RU (OFDMA)_5755MHz	
ANT	3+1	
Pol.	Horizontal	Fundamental
Peak	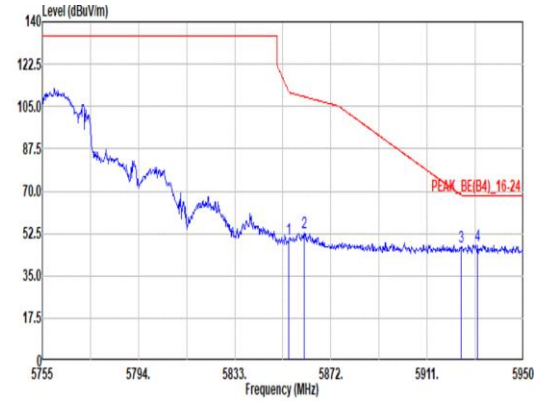 Site : 03CH15-HY Condition: PEAK_BE(B4)_16-24 3m BBHA 9120 D_9120D-02294 HORIZONTAL : RBW:1000.000kHz VBW:3000.000kHz SWT:Auto Freq Level Limit Line Margin Read Level Ant Factor Cable Loss Preamp Factor Aux Factor APos TPos Remark MHz dBuV/m dBuV/m dB dBuV dB/m dB dB dB cm deg 1 5854.84 50.14 111.17 -61.03 43.38 34.22 8.91 36.37 0.00 339 360 PEAK 2 5861.08 53.01 109.10 -56.09 46.22 34.24 8.92 36.37 0.00 339 360 PEAK 3 5924.85 46.88 68.31 -21.43 39.97 34.30 8.99 36.38 0.00 339 360 PEAK 4 5931.28 47.70 68.20 -20.50 40.82 34.27 8.99 36.38 0.00 339 360 PEAK	Blank

Mode	13	
	Band Edge - L	
	U-NII-3_5.725-5.85_802.11be EHT40_CH151_Full RU (OFDMA)_5755MHz	
ANT	3+1	
Pol.	Vertical	Fundamental
Peak	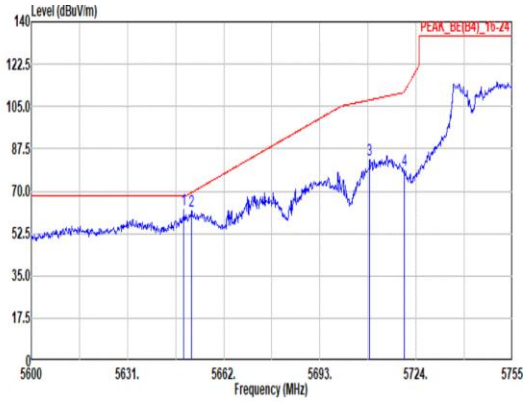 Site : 03CH15-HY Condition: PEAK_BE(B4)_16-24 3m BBHA 9120 D_9120D-02294 VERTICAL : RBW:1000.000kHz VBW:3000.000kHz SWT:Auto Freq Level Limit Line Margin Read Level Ant Factor Cable Loss Preamp Factor Aux Factor APos TPos Remark MHz dBuV/m dBuV/m dB dBuV dB/m dB dB dB cm deg 1 5649.14 62.21 68.20 -5.99 56.56 33.29 8.68 36.32 0.00 185 41 PEAK 2 5651.62 61.91 69.40 -7.49 56.23 33.31 8.69 36.32 0.00 185 41 PEAK 3 5708.97 82.98 107.71 -24.73 76.84 33.72 8.75 36.33 0.00 185 41 PEAK 4 5720.28 78.62 111.44 -32.82 72.45 33.74 8.76 36.33 0.00 185 41 PEAK	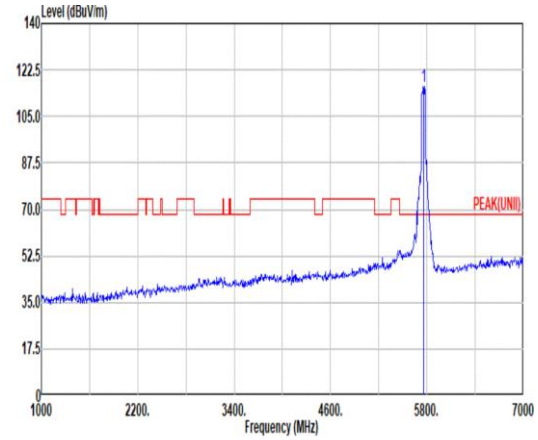 Site : 03CH15-HY Condition: PEAK(UNII) 3m BBHA 9120 D_9120D-02294 VERTICAL : RBW:1000.000kHz VBW:3000.000kHz SWT:Auto Freq Level Limit Line Margin Read Level Ant Factor Cable Loss Preamp Factor Aux Factor APos TPos Remark MHz dBuV/m dBuV/m dB dBuV dB/m dB dB dB cm deg 1 5755.00 116.22 ------ ------ 109.82 33.92 8.82 36.34 0.00 185 41 PEAK
Avg.	Blank	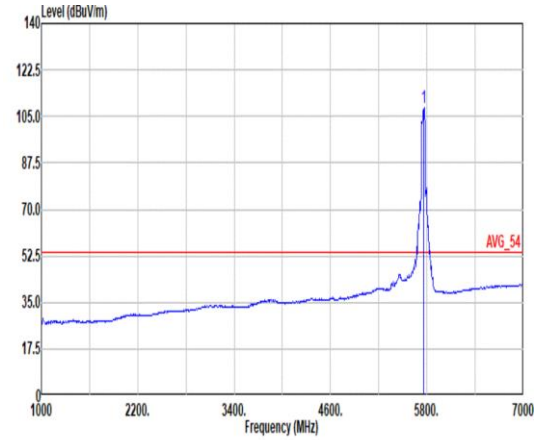 Site : 03CH15-HY Condition: AVG_54 3m BBHA 9120 D_9120D-02294 VERTICAL : RBW:1000.000kHz VBW:3000.000kHz SWT:Auto Freq Level Limit Line Margin Read Level Ant Factor Cable Loss Preamp Factor Aux Factor APos TPos Remark MHz dBuV/m dBuV/m dB dBuV dB/m dB dB dB cm deg 1 5755.00 108.15 ------ ------ 101.75 33.92 8.82 36.34 0.00 185 41 AVERAGE

Mode	13	
	Band Edge - R	
	U-NII-3_5.725-5.85_802.11be EHT40_CH151_Full RU (OFDMA)_5755MHz	
ANT	3+1	
Pol.	Vertical	Fundamental
Peak	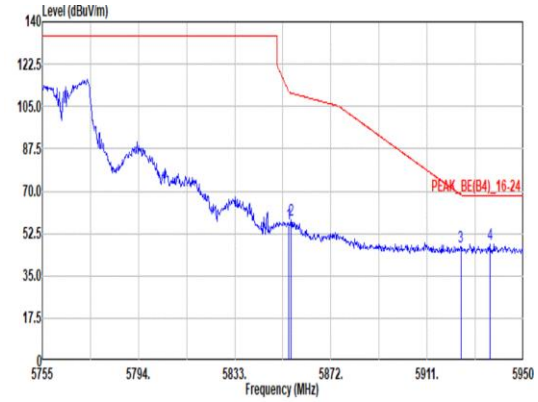 Site : 03CH15-HY Condition: PEAK_BE(B4)_16-24 3m BBHA 9120 D_9120D-02294 VERTICAL : RBW:1000.000kHz VBW:3000.000kHz SWT:Auto Limit Read Ant Cable Preamp Aux APos TPos Freq Level Line Margin Level Factor Loss Factor Factor Remark MHz dBuV/m dBuV/m dB dBuV dB/m dB dB dB cm deg 1 5854.84 56.73 111.17 -54.44 49.97 34.22 8.91 36.37 0.00 185 41 PEAK 2 5855.82 58.30 110.57 -52.27 51.54 34.22 8.91 36.37 0.00 185 41 PEAK 3 5924.65 47.03 68.46 -21.43 40.12 34.30 8.99 36.38 0.00 185 41 PEAK 4 5936.55 48.24 68.20 -19.96 41.37 34.25 9.00 36.38 0.00 185 41 PEAK	Blank

Mode	14	
	Band Edge - L	
	U-NII-3_5.725-5.85_802.11be EHT40_CH159_Full RU (OFDMA)_5795MHz	
ANT	3+1	
Pol.	Horizontal	Fundamental
Peak	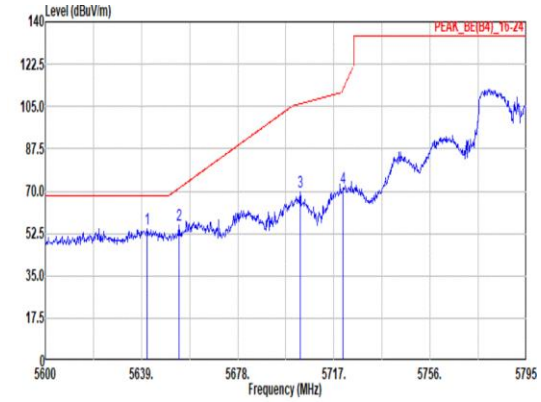 Site : 03CH15-HY Condition: PEAK_BE(B4)_16-24 3m BBHA 9120 D_9120D-02294 HORIZONTAL : RBW:1000.000kHz VBW:3000.000kHz SWT:Auto Freq Level Limit Line Margin Read Level Ant Factor Cable Loss Preamp Factor Aux Factor APos TPos Remark MHz dBuV/m dBuV/m dB dBuV dB/m dB dB dB cm deg 1 5641.15 54.40 68.20 -13.80 48.78 33.25 8.68 36.31 0.00 320 360 PEAK 2 5654.21 56.14 71.33 -15.19 50.44 33.33 8.69 36.32 0.00 320 360 PEAK 3 5703.35 69.64 106.14 -36.50 63.52 33.71 8.74 36.33 0.00 320 360 PEAK 4 5720.71 71.33 112.41 -41.08 65.16 33.74 8.76 36.33 0.00 320 360 PEAK	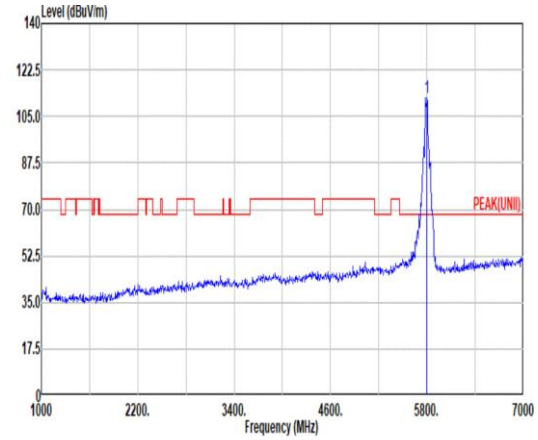 Site : 03CH15-HY Condition: PEAK(UNII) 3m BBHA 9120 D_9120D-02294 HORIZONTAL : RBW:1000.000kHz VBW:3000.000kHz SWT:Auto Freq Level Limit Line Margin Read Level Ant Factor Cable Loss Preamp Factor Aux Factor APos TPos Remark MHz dBuV/m dBuV/m dB dBuV dB/m dB dB dB cm deg 1 5795.00 112.19 ------ ------ 105.72 33.99 8.83 36.35 0.00 320 360 PEAK
Avg.	Blank	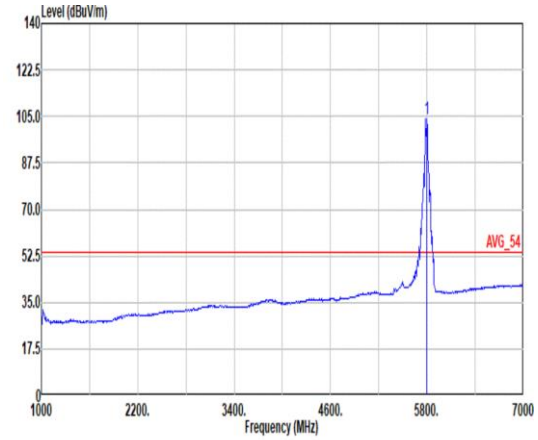 Site : 03CH15-HY Condition: AVG_54 3m BBHA 9120 D_9120D-02294 HORIZONTAL : RBW:1000.000kHz VBW:3000.000kHz SWT:Auto Freq Level Limit Line Margin Read Level Ant Factor Cable Loss Preamp Factor Aux Factor APos TPos Remark MHz dBuV/m dBuV/m dB dBuV dB/m dB dB dB cm deg 1 5795.00 104.14 ------ ------ 97.54 34.10 8.85 36.35 0.00 320 360 AVERAGE

Mode	14	
	Band Edge - R	
	U-NII-3_5.725-5.85_802.11be EHT40_CH159_Full RU (OFDMA)_5795MHz	
ANT	3+1	
Pol.	Horizontal	Fundamental
Peak	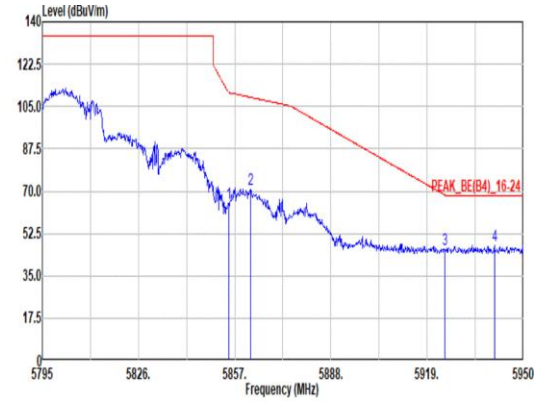 Site : 03CH15-HY Condition: PEAK_BE(B4)_16-24 3m BBHA 9120 D_9120D-02294 HORIZONTAL : RBW:1000.000kHz VBW:3000.000kHz SWT:Auto Freq Level Limit Line Margin Read Level Ant Factor Cable Loss Preamp Factor Aux Factor APos TPos Remark MHz dBuV/m dBuV/m dB dBuV dB/m dB dB dB cm deg 1 5854.99 64.83 110.83 -46.00 58.07 34.22 8.91 36.37 0.00 320 360 PEAK 2 5862.12 70.93 108.81 -37.88 64.13 34.25 8.92 36.37 0.00 320 360 PEAK 3 5924.74 45.98 68.40 -22.42 39.07 34.30 8.99 36.38 0.00 320 360 PEAK 4 5940.70 47.40 68.20 -20.80 40.55 34.24 9.00 36.39 0.00 320 360 PEAK	Blank

Mode	14	
	Band Edge - L	
	U-NII-3_5.725-5.85_802.11be EHT40_CH159_Full RU (OFDMA)_5795MHz	
ANT	3+1	
Pol.	Vertical	Fundamental
Peak	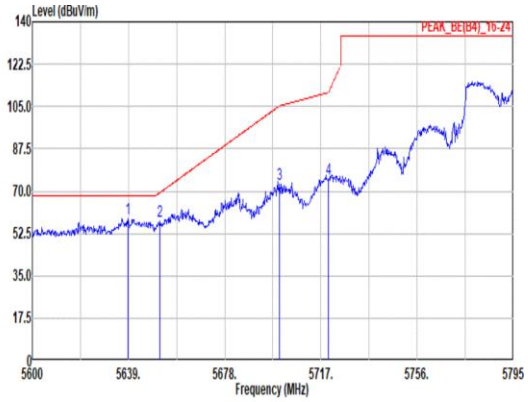 Site : 03CH15-HY Condition: PEAK_BE(B4)_16-24 3m BBHA 9120 D_9120D-02294 VERTICAL : RBW:1000.000kHz VBW:3000.000kHz SWT:Auto Freq Level Limit Line Margin Read Level Ant Factor Cable Loss Preamp Factor Aux Factor APos TPos Remark MHz dBuV/m dBuV/m dB dBuV dB/m dB dB dB cm deg 1 5638.61 58.73 68.20 -9.47 53.14 33.23 8.67 36.31 0.00 200 53 PEAK 2 5651.68 57.83 69.44 -11.61 52.15 33.31 8.69 36.32 0.00 200 53 PEAK 3 5700.23 72.77 105.26 -32.49 66.66 33.70 8.74 36.33 0.00 200 53 PEAK 4 5720.12 75.18 111.07 -35.89 69.01 33.74 8.76 36.33 0.00 200 53 PEAK	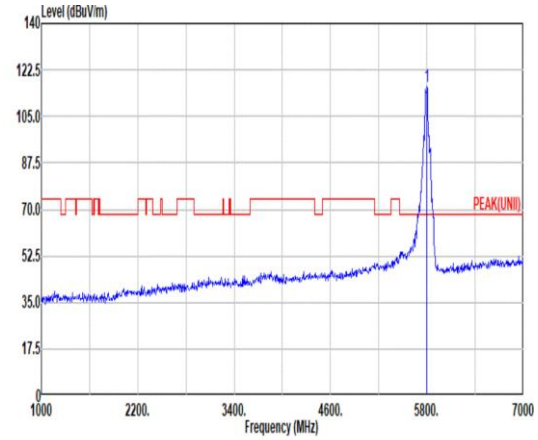 Site : 03CH15-HY Condition: PEAK(UNII) 3m BBHA 9120 D_9120D-02294 VERTICAL : RBW:1000.000kHz VBW:3000.000kHz SWT:Auto Freq Level Limit Line Margin Read Level Ant Factor Cable Loss Preamp Factor Aux Factor APos TPos Remark MHz dBuV/m dBuV/m dB dBuV dB/m dB dB dB cm deg 1 5795.00 116.07 ------ ------ 109.47 34.10 8.85 36.35 0.00 200 53 PEAK
Avg.	Blank	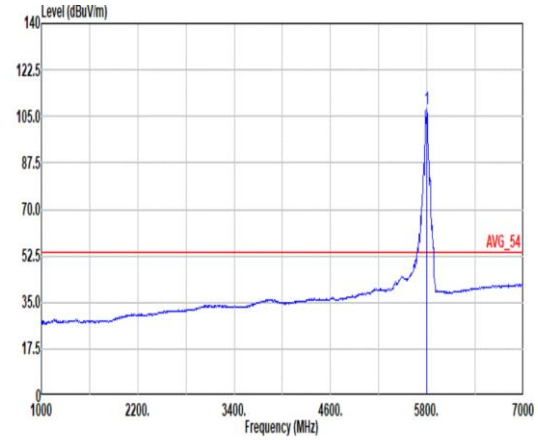 Site : 03CH15-HY Condition: AVG_54 3m BBHA 9120 D_9120D-02294 VERTICAL : RBW:1000.000kHz VBW:3000.000kHz SWT:Auto Freq Level Limit Line Margin Read Level Ant Factor Cable Loss Preamp Factor Aux Factor APos TPos Remark MHz dBuV/m dBuV/m dB dBuV dB/m dB dB dB cm deg 1 5795.00 107.67 ------ ------ 101.07 34.10 8.85 36.35 0.00 200 53 AVERAGE

Mode	14	
	Band Edge - R	
	U-NII-3_5.725-5.85_802.11be EHT40_CH159_Full RU (OFDMA)_5795MHz	
ANT	3+1	
Pol.	Vertical	Fundamental
Peak	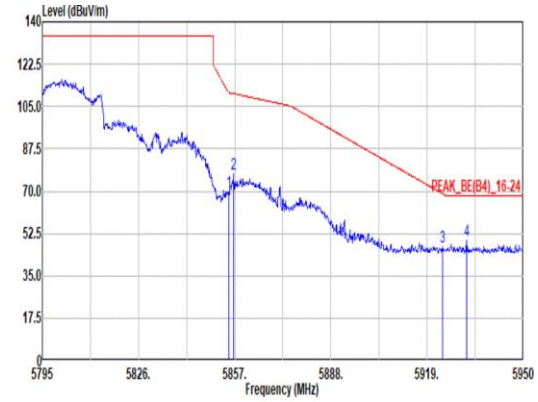 Site : 03CH15-HY Condition: PEAK_BE(B4)_16-24 3m BBHA 9120 D_9120D-02294 VERTICAL : RBW:1000.000kHz VBW:3000.000kHz SWT:Auto Freq Level Limit Line Margin Read Level Ant Factor Cable Loss Preamp Factor Aux Factor APos TPos Remark MHz dBuV/m dBuV/m dB dBuV dB/m dB dB dB cm deg 1 5854.99 69.52 110.83 -41.31 62.76 34.22 8.91 36.37 0.00 200 53 PEAK 2 5856.69 77.18 110.33 -33.15 70.41 34.23 8.91 36.37 0.00 200 53 PEAK 3 5923.96 47.17 68.97 -21.80 40.26 34.30 8.99 36.38 0.00 200 53 PEAK 4 5931.71 49.65 68.20 -18.55 42.77 34.27 8.99 36.38 0.00 200 53 PEAK	Blank

Mode	15	
	Band Edge - L	
	U-NII-3_5.725-5.85_802.11be EHT80_CH155_Full RU (OFDMA)_5775MHz	
ANT	3+1	
Pol.	Horizontal	Fundamental
Peak	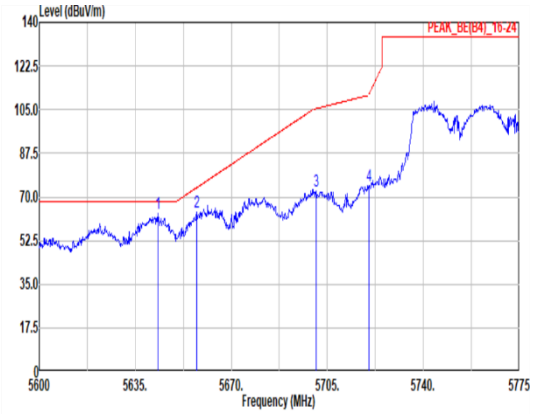 Site : 03CH15-HY Condition: PEAK_BE(B4)_16-24 3m BBHA 9120 D_9120D-02294 HORIZONTAL Freq Level Limit Line Margin Read Level Ant Factor Cable Loss Preamp Factor Aux Factor APos TPos Remark MHz dBuV/m dBuV/m dB dBuV dB/m dB dB dB cm deg 1 5643.23 63.34 68.20 -4.86 57.71 33.26 8.68 36.31 0.00 400 360 PEAK 2 5657.40 64.06 73.70 -9.64 58.33 33.36 8.69 36.32 0.00 400 360 PEAK 3 5700.98 72.33 105.47 -33.14 66.22 33.70 8.74 36.33 0.00 400 360 PEAK 4 5720.05 74.34 110.91 -36.57 68.17 33.74 8.76 36.33 0.00 400 360 PEAK	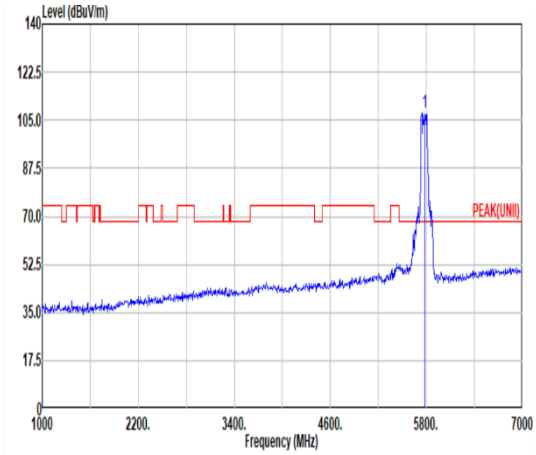 Site : 03CH15-HY Condition: PEAK(UNII) 3m BBHA 9120 D_9120D-02294 HORIZONTAL Freq Level Limit Line Margin Read Level Ant Factor Cable Loss Preamp Factor Aux Factor APos TPos Remark MHz dBuV/m dBuV/m dB dBuV dB/m dB dB dB cm deg 1 5775.00 107.75 ------ ------ 101.51 33.79 8.79 36.34 0.00 400 360 PEAK
Avg.	Blank	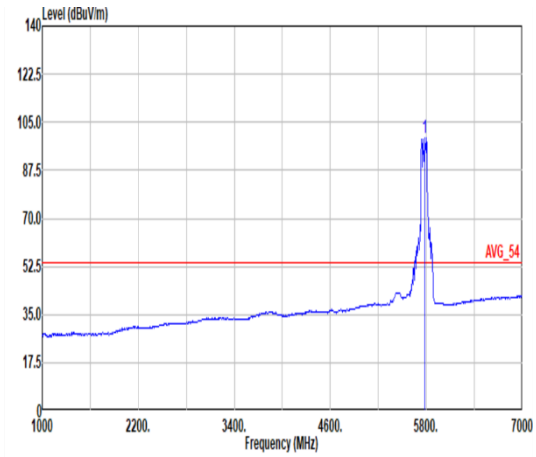 Site : 03CH15-HY Condition: AVG_54 3m BBHA 9120 D_9120D-02294 HORIZONTAL Freq Level Limit Line Margin Read Level Ant Factor Cable Loss Preamp Factor Aux Factor APos TPos Remark MHz dBuV/m dBuV/m dB dBuV dB/m dB dB dB cm deg 1 5775.00 99.46 ------ ------ 92.99 33.99 8.83 36.35 0.00 400 360 AVERAGE

Mode	15	
	Band Edge - R	
	U-NII-3_5.725-5.85_802.11be EHT80_CH155_Full RU (OFDMA)_5775MHz	
ANT	3+1	
Pol.	Horizontal	Fundamental
Peak	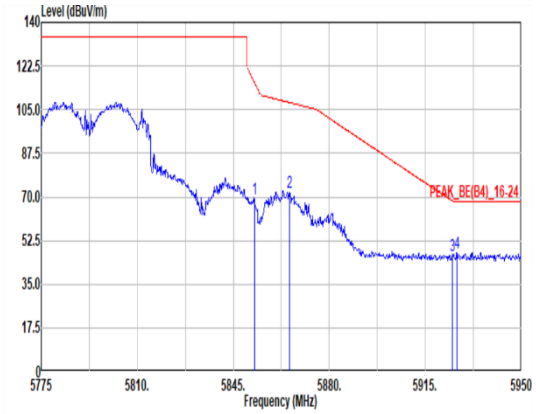 Site : 03CH15-HY Condition: PEAK_BE(B4)_16-24 3m BBHA 9120 D_9120D-02294 HORIZONTAL Freq Level Limit Line Margin Read Level Ant Factor Cable Loss Preamp Factor Aux Factor APos TPos Remark MHz dBuV/m dBuV/m dB dBuV dB/m dB dB dB cm deg 1 5852.70 69.34 116.04 -46.70 62.58 34.21 8.91 36.36 0.00 400 360 PEAK 2 5865.48 72.06 107.86 -35.80 65.25 34.26 8.92 36.37 0.00 400 360 PEAK 3 5924.98 46.71 68.22 -21.51 39.80 34.30 8.99 36.38 0.00 400 360 PEAK 4 5926.55 47.63 68.20 -20.57 40.73 34.29 8.99 36.38 0.00 400 360 PEAK	Blank

Mode	15	
	Band Edge - L	
	U-NII-3_5.725-5.85_802.11be EHT80_CH155_Full RU (OFDMA)_5775MHz	
ANT	3+1	
Pol.	Vertical	Fundamental
Peak	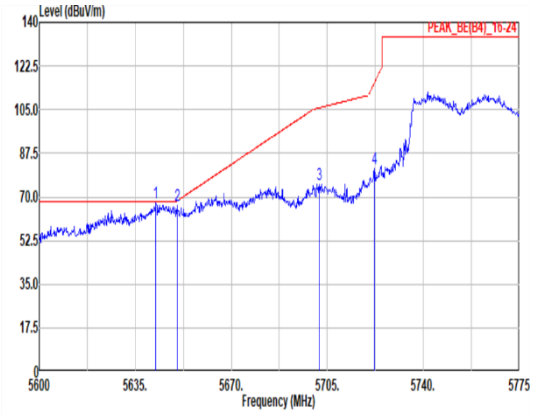 Site : 03CH15-HY Condition: PEAK_BE(B4)_16-24 3m BBHA 9120 D_9120D-02294 VERTICAL Freq Level Limit Line Margin Read Level Ant Factor Cable Loss Preamp Factor Aux Factor APos TPos Remark MHz dBuV/m dBuV/m dB dBuV dB/m dB dB dB cm deg 1 5642.53 67.87 68.20 -0.33 62.24 33.26 8.68 36.31 0.00 200 62 PEAK 2 5650.23 66.46 68.37 -1.91 60.79 33.30 8.69 36.32 0.00 200 62 PEAK 3 5702.03 75.09 105.77 -30.68 68.98 33.70 8.74 36.33 0.00 200 62 PEAK 4 5722.15 81.43 115.70 -34.27 75.26 33.74 8.76 36.33 0.00 200 62 PEAK	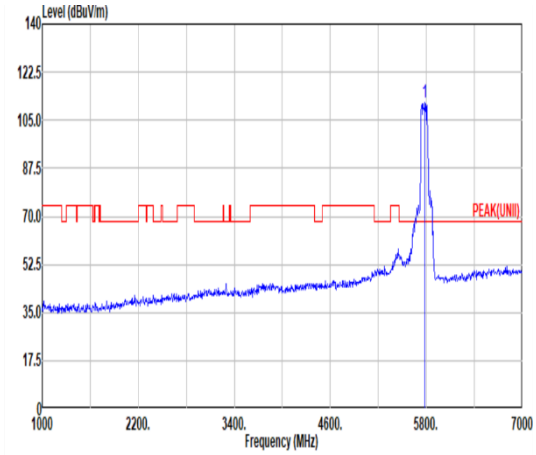 Site : 03CH15-HY Condition: PEAK(UNII) 3m BBHA 9120 D_9120D-02294 VERTICAL Freq Level Limit Line Margin Read Level Ant Factor Cable Loss Preamp Factor Aux Factor APos TPos Remark MHz dBuV/m dBuV/m dB dBuV dB/m dB dB dB cm deg 1 5775.00 111.48 ------ ------ 105.01 33.99 8.83 36.35 0.00 200 62 PEAK
Avg.	Blank	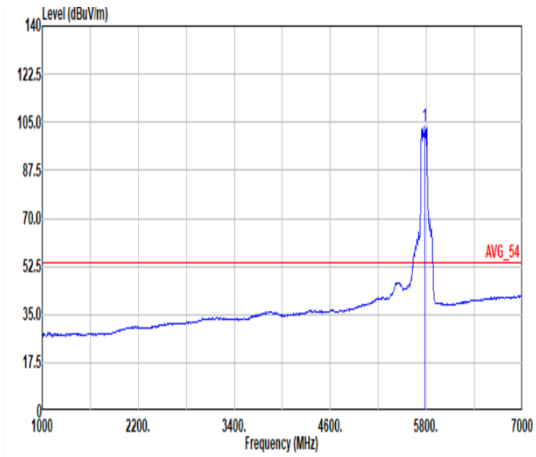 Site : 03CH15-HY Condition: AVG_54 3m BBHA 9120 D_9120D-02294 VERTICAL Freq Level Limit Line Margin Read Level Ant Factor Cable Loss Preamp Factor Aux Factor APos TPos Remark MHz dBuV/m dBuV/m dB dBuV dB/m dB dB dB cm deg 1 5775.00 103.41 ------ ------ 96.94 33.99 8.83 36.35 0.00 200 62 AVERAGE

Mode	15	
	Band Edge - R	
	U-NII-3_5.725-5.85_802.11be EHT80_CH155_Full RU (OFDMA)_5775MHz	
ANT	3+1	
Pol.	Vertical	Fundamental
Peak	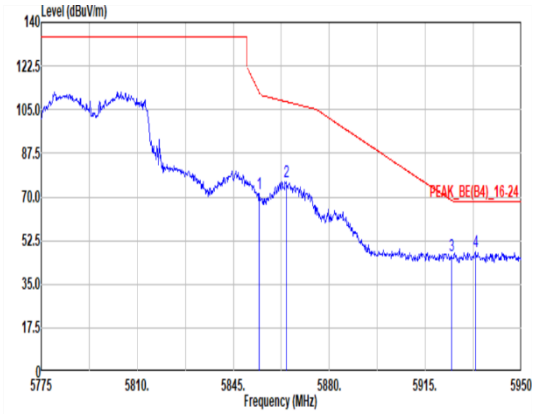 Site : 03CH15-HY Condition: PEAK_BE(B4)_16-24 3m BBHA 9120 D_9120D-02294 VERTICAL Freq Level Limit Line Margin Read Level Ant Factor Cable Loss Preamp Factor Aux Factor APos TPos Remark MHz dBuV/m dBuV/m dB dBuV dB/m dB dB dB cm deg 1 5854.45 71.41 112.05 -40.64 64.65 34.22 8.91 36.37 0.00 200 62 PEAK 2 5864.43 76.16 108.16 -32.00 69.35 34.26 8.92 36.37 0.00 200 62 PEAK 3 5924.45 46.70 68.61 -21.91 39.79 34.30 8.99 36.38 0.00 200 62 PEAK 4 5933.20 48.06 68.20 -20.14 41.17 34.27 9.00 36.38 0.00 200 62 PEAK	Blank

Mode	16	
	LF	
	U-NII-3_5.725-5.85_802.11be EHT80_CH155_Full RU (OFDMA)_5775MHz	
ANT	3+1	
Pol.	Horizontal	Vertical
QP/ Peak	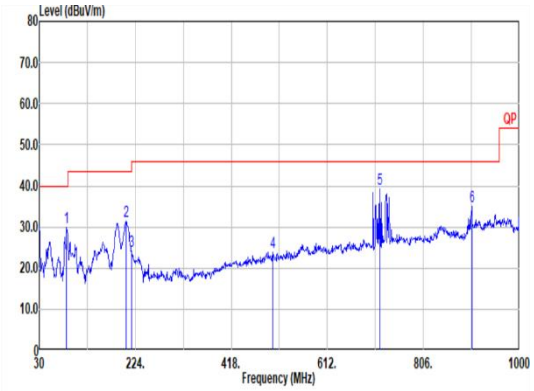 Site : 03CH15-HY Condition: QP 3m CBL 6111D & 00800N1D01N-06_41912&05 HORIZONTAL Freq Level Limit Line Margin Read Level Ant Factor Cable Loss Preamp Factor Aux Factor APos TPos Remark MHz dBuV/m dBuV/m dB dBuV dB/m dB dB dB cm deg 1 85.29 29.81 40.00 -10.19 46.78 14.12 1.13 32.41 0.19 -- -- Peak 2 205.57 31.42 43.50 -12.08 46.86 15.02 1.70 32.38 0.22 -- -- Peak 3 216.24 24.01 46.00 -21.99 39.51 14.92 1.74 32.39 0.23 -- -- Peak 4 502.39 23.81 46.00 -22.19 29.66 23.63 2.64 32.38 0.26 -- -- Peak 5 718.70 39.25 46.00 -6.75 42.04 26.20 3.12 32.28 0.17 -- -- Peak 6 903.97 34.89 46.00 -11.11 34.14 28.47 3.49 31.42 0.21 -- -- Peak	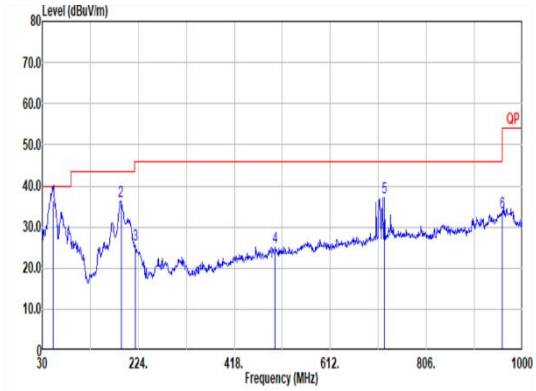 Site : 03CH15-HY Condition: QP 3m CBL 6111D & 00800N1D01N-06_41912&05 VERTICAL Freq Level Limit Line Margin Read Level Ant Factor Cable Loss Preamp Factor Aux Factor APos TPos Remark MHz dBuV/m dBuV/m dB dBuV dB/m dB dB dB cm deg 1 51.34 36.59 40.00 -3.41 54.09 14.03 0.88 32.46 0.05 111 71 QP 2 189.08 36.23 43.50 -7.27 52.14 14.68 1.64 32.39 0.16 -- -- Peak 3 218.18 25.58 46.00 -20.42 40.94 15.05 1.75 32.39 0.23 -- -- Peak 4 500.45 25.18 46.00 -20.82 31.09 23.57 2.64 32.38 0.26 -- -- Peak 5 721.61 37.11 46.00 -8.89 39.74 26.37 3.12 32.28 0.16 -- -- Peak 6 959.26 33.55 46.00 -12.45 30.72 29.91 3.57 30.94 0.29 -- -- Peak

Mode	17	
	SHF	
	U-NII-3_5.725-5.85_802.11be EHT80_CH155_Full RU (OFDMA)_5775MHz	
ANT	3+1	
Pol.	Horizontal	Vertical
Peak	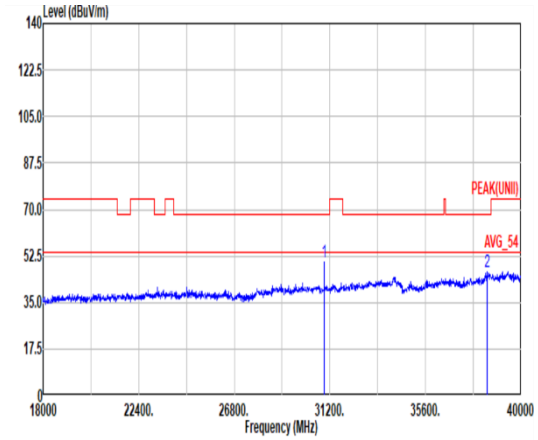 Site : 03CH15-HY Condition: PEAK(UNII) 1m BBHA9170_1224_240624 HORIZONTAL Freq Level Limit Line Margin Read Level Ant Factor Cable Loss Preamp Factor Aux Factor APos TPos Remark MHz dBuV/m dBuV/m dB dBuV dB/m dB dB dB cm deg 1 30940.00 50.44 68.20 -17.76 67.68 40.44 7.91 56.05 -9.54 -- -- Peak 2 38447.50 46.69 68.20 -21.51 59.58 44.36 9.06 56.77 -9.54 -- -- Peak	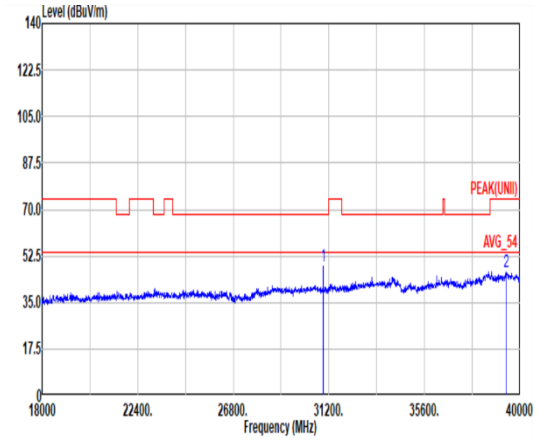 Site : 03CH15-HY Condition: PEAK(UNII) 1m BBHA9170_1224_240624 VERTICAL Freq Level Limit Line Margin Read Level Ant Factor Cable Loss Preamp Factor Aux Factor APos TPos Remark MHz dBuV/m dBuV/m dB dBuV dB/m dB dB dB cm deg 1 30940.00 48.39 68.20 -19.81 65.63 40.44 7.91 56.05 -9.54 -- -- PEAK 2 39367.50 46.71 74.00 -27.29 57.90 45.46 9.17 56.28 -9.54 -- -- Peak

Appendix D. Duty Cycle Plots

Antenna	Band	Duty Cycle(%)	T(us)	Duty Factor(dB)
3+1	802.11a	99.25	-	0.03
3+1	5GHz 802.11n HT20	98.63	-	0.06
3+1	5GHz 802.11n HT40	98.64	-	0.06
3+1	5GHz 802.11ac VHT80	97.05	5430	0.13
3+1	5GHz 802.11be EHT20 Full RU	98.11	-	0.08
3+1	5GHz 802.11be EHT40 Full RU	97.85	5460	0.09
3+1	5GHz 802.11be EHT80 Full RU	98.37	-	0.07

MIMO <Ant. 3+1>

802.11a

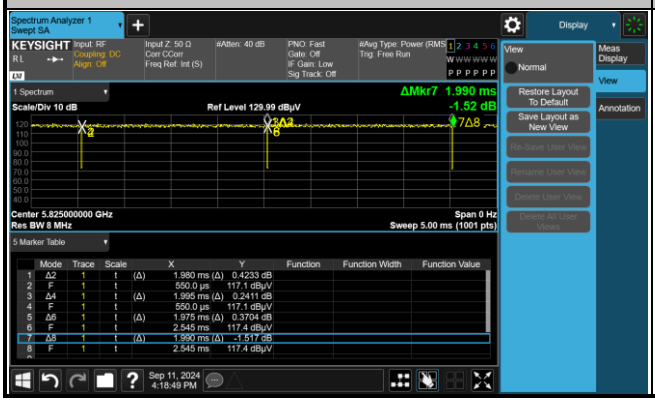

5GHz 802.11n HT20

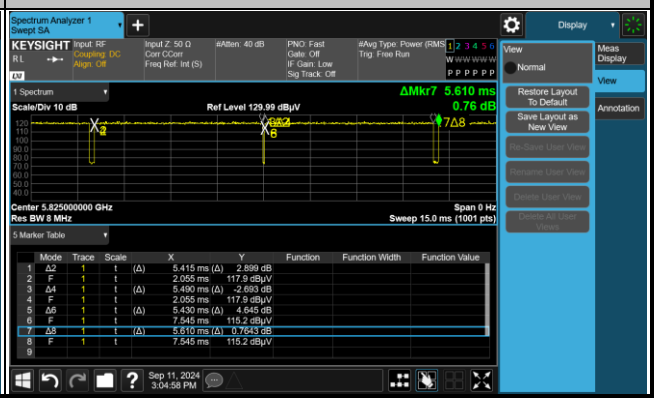

5GHz 802.11n HT40

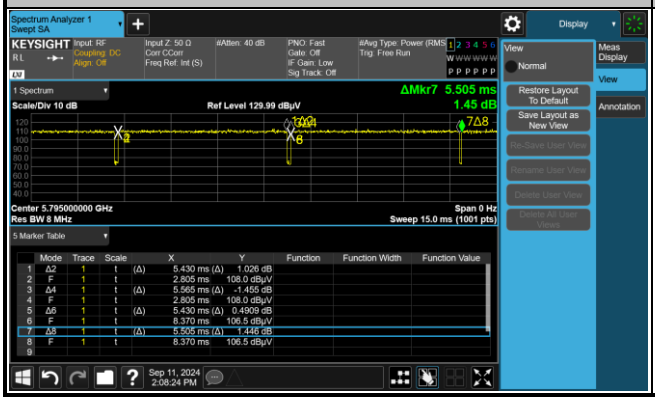

5GHz 802.11ac VHT80

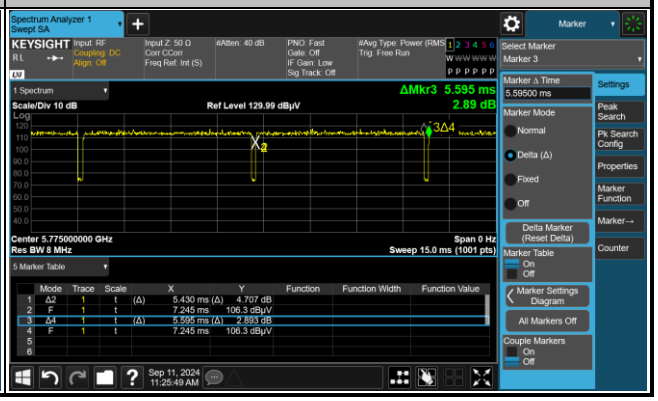

5GHz 802.11be EHT20 Full RU

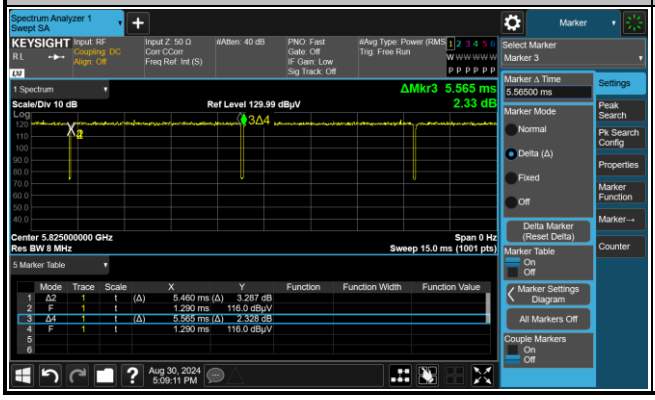

5GHz 802.11be EHT40 Full RU

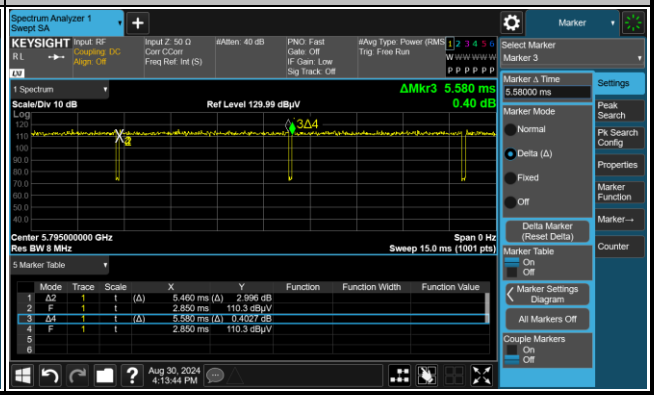

5GHz 802.11be EHT80 Full RU

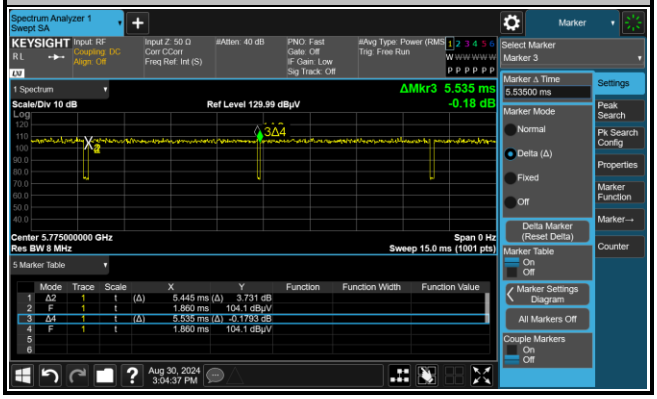

———THE END———