



13. SETUP PHOTOS

ANTENNA PORT CONDUCTED RF MEASUREMENT SETUP




RADIATED RF MEASUREMENT SETUP (BELOW 1 GHz)

RADIATED FRONT PHOTO (BELOW 1 GHz)




RADIATED BACK PHOTO (BELOW 1 GHz)




RADIATED RF MEASUREMENT SETUP (ABOVE 1 GHz)

RADIATED FRONT PHOTO



RADIATED BACK PHOTO



POWERLINE CONDUCTED EMISSIONS MEASUREMENT SETUP

LINE CONDUCTED FRONT PHOTO



LINE CONDUCTED BACK PHOTO




ORIENTATIONS


X-AXIS



Y-AXIS PHOTO




Z-AXIS PHOTO



DYNAMIC FREQUENCY SELECTION MEASUREMENT SETUP

DFS FRONT PHOTO



DFS BACK PHOTO



END OF REPORT