

# TEST REPORT

**Application No.:** SZCR2311003545AT

**Applicant:** Shenzhen Xinguodu Technology Co., Ltd.

**Address of Applicant:** 17B JinSong Mansion, Terra Industrial & Trade Park Chegongmiao, Futian District, Shenzhen, 518040 China

**Manufacturer:** Shenzhen Xinguodu Technology Co., Ltd.

**Address of Manufacturer:** 17B JinSong Mansion, Terra Industrial & Trade Park Chegongmiao, Futian District, Shenzhen, 518040 China

**Factory:** Shenzhen Xinguodu Technology Co., Ltd. Manufacture Branch.

**Address of Factory:** Building C, Dagang Industrial Park, Changzhen Community, Gongming Office, Guangming New District, Shenzhen, Guangdong, China.

**Equipment Under Test (EUT):**

**EUT Name:** Countertop Base/Docking Station

**Model No.:** T6

**Trade Mark:** NEXGO

**FCC ID:** XDQT6-04

**Standard(s) :** 47 CFR Part 2  
47 CFR Part 22 subpart H  
47 CFR Part 27 subpart C

**Date of Receipt:** 2023-11-06

**Date of Test:** 2023-11-10 to 2023-11-24

**Date of Issue:** 2023-11-29

<b>Test Result:</b>	<b>Pass</b>
---------------------	-------------

\* In the configuration tested, the EUT complied with the standards specified above.

*Keny Xu*

Keny Xu  
EMC Laboratory Manager



SGS-CSTC Standards Technical Services Co., Ltd.  
Shenzhen Branch (Terra Industrial & Trade Park Chegongmiao) Laboratory

Unless otherwise agreed in writing, this document is issued by the Company subject to its General Conditions of Service printed overleaf, available on request or accessible at <https://www.sgs.com/en/Terms-and-Conditions>. Attention is drawn to the limitation of liability, indemnification and jurisdiction issues defined therein. Any holder of this document is advised that information contained hereon reflects the Company's findings at the time of its intervention only and within the limits of Client's instructions, if any. The Company's sole responsibility is to its Client and this document does not exonerate parties to a transaction from exercising all their rights and obligations under the transaction documents. This document cannot be reproduced except in full, without prior written approval of the Company. Any unauthorized alteration, forgery or falsification of the content or appearance of this document is unlawful and offenders may be prosecuted to the fullest extent of the law. Unless otherwise stated the results shown in this test report refer only to the sample(s) tested and such sample(s) are retained for 30 days only.

Attention: To check the authenticity of testing / inspection report & certificate, please contact us at telephone: (86-755) 8307 1443, or email: [CN.Doccheck@sgs.com](mailto:CN.Doccheck@sgs.com)

No.1 Workshop, M-10, Middle Section, Science & Technology Park, Nanshan District, Shenzhen, Guangdong, China 518057 t (86-755) 26012053 f (86-755) 26710594 www.sgsgroup.com.cn  
中国·广东·深圳市南山区科技园中区M-10栋1号厂房 邮编: 518057 t (86-755) 26012053 f (86-755) 26710594 sgs.china@sgs.com



## SGS-CSTC Standards Technical Services Co., Ltd. Shenzhen Branch


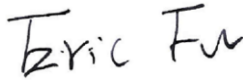
SZEMC-TRF-01 Rev. A/1

Report No.: SZCR231100354503

Page:

2 of 25

Revision Record				
Version	Chapter	Date	Modifier	Remark
01		2023-11-29		Original

Authorized for issue by:				
				
		Vincent Chen/Project Engineer		
				
		Eric Fu/Reviewer		



SGS-CSTC Standards Technical Services Co., Ltd.  
Shenzhen Branch Inspection & Testing Laboratory

Unless otherwise agreed in writing, this document is issued by the Company subject to its General Conditions of Service printed overleaf, available on request or accessible at <https://www.sgs.com/en/Terms-and-Conditions>. Attention is drawn to the limitation of liability, indemnification and jurisdiction issues defined therein. Any holder of this document is advised that information contained hereon reflects the Company's findings at the time of its intervention only and within the limits of Client's instructions, if any. The Company's sole responsibility is to its Client and this document does not exonerate parties to a transaction from exercising all their rights and obligations under the transaction documents. This document cannot be reproduced except in full, without prior written approval of the Company. Any unauthorized alteration, forgery or falsification of the content or appearance of this document is unlawful and offenders may be prosecuted to the fullest extent of the law. Unless otherwise stated the results shown in this test report refer only to the sample(s) tested and such sample(s) are retained for 30 days only.

Attention: To check the authenticity of testing /inspection report & certificate, please contact us at telephone: (86-755) 8307 1443, or email: [CN.Doccheck@sgs.com](mailto:CN.Doccheck@sgs.com)

No.1 Workshop, M-10, Middle Section, Science & Technology Park, Nanshan District, Shenzhen, Guangdong, China 518057 t (86-755) 26012053 f (86-755) 26710594 www.ssgroup.com.cn  
中国·广东·深圳市南山区科技园中区M-10栋1号厂房 邮编: 518057 t (86-755) 26012053 f (86-755) 26710594 sgs.china@sgs.com

Member of the SGS Group (SGS SA)

## 2 Test Summary

Test Item	FCC Rule No.	Requirements	Verdict
Effective (Isotropic) Radiated Output Power Data	§2.1046 §22.913 §27.50(h)	ERP≤ 7W(LTE Band 5) EIRP≤ 2W(LTE Band 7,38,41)	PASS
Peak-Average Ratio	§22.913 §27.50(a)	≤13dB	PASS
Bandwidth	§2.1049(h)	OBW: No limit EBW: No limit	PASS
Band Edge Compliance	§2.1051 §22.917 §27.50(m)	≤ -13dBm (LTE Band5) Refer to clause 6.4 for LTE Band7,38,41	PASS
Spurious emissions at antenna terminals	§2.1051 §22.917 §27.50(m)	≤ -13dBm (LTE Band5) Refer to clause 6.5 for LTE Band7,38,41	PASS
Field strength of spurious radiation	§2.1051 §22.917 §27.50(m)	≤ -13dBm (LTE Band5) Refer to clause 6.6 for LTE Band7,38,41	PASS
Frequency stability	§2.1055 §22.355 §27.54	≤ ±2.5ppm.	PASS



Unless otherwise agreed in writing, this document is issued by the Company subject to its General Conditions of Service printed overleaf, available on request or accessible at <https://www.sgs.com/en/Terms-and-Conditions>. Attention is drawn to the limitation of liability, indemnification and jurisdiction issues defined therein. Any holder of this document is advised that information contained hereon reflects the Company's findings at the time of its intervention only and within the limits of Client's instructions, if any. The Company's sole responsibility is to its Client and this document does not exonerate parties to a transaction from exercising all their rights and obligations under the transaction documents. This document cannot be reproduced except in full, without prior written approval of the Company. Any unauthorized alteration, forgery or falsification of the content or appearance of this document is unlawful and offenders may be prosecuted to the fullest extent of the law. Unless otherwise stated the results shown in this test report refer only to the sample(s) tested and such sample(s) are retained for 30 days only.

Attention: To check the authenticity of testing /inspection report & certificate, please contact us at telephone: (86-755) 8307 1443, or email: [CN.Doccheck@sgs.com](mailto:CN.Doccheck@sgs.com)

SGS-CSTC Standards Technical Services Co., Ltd.  
Shenzhen Branch Testing & Calibration Laboratory

No.1 Workshop, M-10, Middle Section, Science & Technology Park, Nanshan District, Shenzhen, Guangdong, China 518057 t (86-755) 26012053 f (86-755) 26710594 www.sgsgroup.com.cn  
中国·广东·深圳市南山区科技园中区M-10栋1号厂房 邮编:518057 t (86-755) 26012053 f (86-755) 26710594 sgs.china@sgs.com

## 3 Contents

	Page
<b>1 Cover Page</b>	<b>1</b>
<b>2 Test Summary</b>	<b>3</b>
<b>3 Contents</b>	<b>4</b>
<b>4 General Information</b>	<b>6</b>
4.1 Details of E.U.T.	6
4.2 Test Frequency	6
4.3 Test Environment	7
4.4 Description of Support Units	7
4.5 Measurement Uncertainty	8
4.6 Test Location	9
4.7 Test Facility	9
4.8 Deviation from Standards	9
4.9 Abnormalities from Standard Conditions	9
<b>5 Equipment List</b>	<b>10</b>
<b>6 Radio Spectrum Matter Test Results</b>	<b>12</b>
6.1 Effective (Isotropic) Radiated Output Power Data	12
6.1.1 E.U.T. Operation	12
6.1.2 Test Setup Diagram	12
6.1.3 Measurement Data	12
6.2 Peak-Average Ratio	13
6.2.1 E.U.T. Operation	13
6.2.2 Test Setup Diagram	13
6.2.3 Measurement Data	13
6.3 Bandwidth	14
6.3.1 E.U.T. Operation	14
6.3.2 Test Setup Diagram	14
6.3.3 Measurement Data	14
6.4 Band Edge Compliance	15
6.4.1 E.U.T. Operation	15
6.4.2 Test Setup Diagram	15
6.4.3 Measurement Data	15
6.5 Spurious emissions at antenna terminals	16
6.5.1 E.U.T. Operation	16
6.5.2 Test Setup Diagram	16
6.5.3 Measurement Data	16
6.6 Field strength of spurious radiation	17
6.6.1 E.U.T. Operation	17
6.6.2 Test Setup Diagram	18
6.6.3 Measurement Procedure and Data	19
6.7 Frequency stability	24
6.7.1 E.U.T. Operation	24





## SGS-CSTC Standards Technical Services Co., Ltd. Shenzhen Branch

SZEMC-TRF-01 Rev. A/1

Report No.: SZCR231100354503

Page: 5 of 25

6.7.2	Test Setup Diagram .....	24
6.7.3	Measurement Data .....	24
7	Test Setup Photo .....	25
8	EUT Constructional Details (EUT Photos) .....	25



SGS-CSTC Standards Technical Services Co., Ltd.  
Shenzhen Branch Testing & Calibration Laboratory

Unless otherwise agreed in writing, this document is issued by the Company subject to its General Conditions of Service printed overleaf, available on request or accessible at <https://www.sgs.com/en/Terms-and-Conditions>. Attention is drawn to the limitation of liability, indemnification and jurisdiction issues defined therein. Any holder of this document is advised that information contained hereon reflects the Company's findings at the time of its intervention only and within the limits of Client's instructions, if any. The Company's sole responsibility is to its Client and this document does not exonerate parties to a transaction from exercising all their rights and obligations under the transaction documents. This document cannot be reproduced except in full, without prior written approval of the Company. Any unauthorized alteration, forgery or falsification of the content or appearance of this document is unlawful and offenders may be prosecuted to the fullest extent of the law. Unless otherwise stated the results shown in this test report refer only to the sample(s) tested and such sample(s) are retained for 30 days only.

Attention: To check the authenticity of testing /inspection report & certificate, please contact us at telephone: (86-755) 8307 1443, or email: [CN.Doccheck@sgs.com](mailto:CN.Doccheck@sgs.com)

No.1 Workshop, M-10, Middle Section, Science & Technology Park, Nanshan District, Shenzhen, Guangdong, China 518057 t (86-755) 26012053 f (86-755) 26710594 www.ssgroup.com.cn  
中国·广东·深圳市南山区科技园中区M-10栋1号厂房 邮编: 518057 t (86-755) 26012053 f (86-755) 26710594 sgs.china@sgs.com

Member of the SGS Group (SGS SA)



## 4 General Information

### 4.1 Details of E.U.T.

Power supply:	Powered by Rechargeable Li-ion Battery DC 3.7V, 2600mAh Model: G2-18650 Charging by DC adapter: Model: A923-090200W-EU4 Input: AC 100-240V, 50/60Hz, 0.7A Output: DC9V, 2.0A, 18.0W
Cable:	DC Cable from adapter without core: 150cm
Cable Loss (for RF conducted test):	1dB
Sample Type:	Portable production
LTE Operation Frequency Band:	LTE FDD Band 5, 7, 38, 41
Modulation Type:	QPSK, 16QAM
LTE Power Class:	Level 3
Antenna Type:	PIFA Antenna
Antenna Gain:	LTE: B5: -2.2dBi, B7: 3.98dBi, B38: 3.99dBi, B41: 3.99dBi
SIM Card:	This device has dual SIM Card sockets. Both the SIM sockets have been tested. SIM1 was worst case, only record SIM1.

Remark: The information in this section is provided by the applicant or manufacturer, SGS is not liable to the accuracy, suitability, reliability or/and integrity of the information.

### 4.2 Test Frequency

Test mode:	Nominal Bandwidth (MHz)	RF Channel		
		Low (L)	Middle (M)	High (H)
		MHz	MHz	MHz
LTE FDD Band 5	1.4	824.7	836.5	848.3
	3	825.5	836.5	847.5
	5	826.5	836.5	846.5
	10	829.0	836.5	844.0
Test mode:	Nominal Bandwidth (MHz)	RF Channel		
		Low (L)	Middle (M)	High (H)
		MHz	MHz	MHz
LTE FDD Band 7	5	2502.5	2535.0	2567.5
	10	2505.0	2535.0	2565.0
	15	2507.5	2535.0	2562.5
	20	2510.0	2535.0	2560.0



Unless otherwise agreed in writing, this document is issued by the Company subject to its General Conditions of Service printed overleaf, available on request or accessible at <https://www.sgs.com/en/Terms-and-Conditions>. Attention is drawn to the limitation of liability, indemnification and jurisdiction issues defined therein. Any holder of this document is advised that information contained hereon reflects the Company's findings at the time of its intervention only and within the limits of Client's instructions, if any. The Company's sole responsibility is to its Client and this document does not exonerate parties to a transaction from exercising all their rights and obligations under the transaction documents. This document cannot be reproduced except in full, without prior written approval of the Company. Any unauthorized alteration, forgery or falsification of the content or appearance of this document is unlawful and offenders may be prosecuted to the fullest extent of the law. Unless otherwise stated the results shown in this test report refer only to the sample(s) tested and such sample(s) are retained for 30 days only.

Attention: To check the authenticity of testing /inspection report & certificate, please contact us at telephone: (86-755) 8307 1443, or email: [CN.Doccheck@sgs.com](mailto:CN.Doccheck@sgs.com)

SGS-CSTC Standards Technical Services Co., Ltd.  
Shenzhen Branch Testing & Calibration Laboratory

No.1 Workshop, M-10, Middle Section, Science & Technology Park, Nanshan District, Shenzhen, Guangdong, China 518057 t (86-755) 26012053 f (86-755) 26710594 www.ssgsgroup.com.cn  
中国·广东·深圳市南山区科技园中区M-10栋1号厂房 邮编: 518057 t (86-755) 26012053 f (86-755) 26710594 sgs.china@sgs.com

# SGS-CSTC Standards Technical Services Co., Ltd. Shenzhen Branch

SZEMC-TRF-01 Rev. A/1

Report No.: SZCR231100354503

Page:

7 of 25

Test mode:	Nominal Bandwidth (MHz)	RF Channel		
		Low (L)	Middle (M)	High (H)
		MHz	MHz	MHz
LTE FDD Band 38	5	2572.5	2595.0	2617.5
	10	2575.0	2595.0	2615.0
	15	2577.5	2595.0	2612.5
	20	2580.0	2595.0	2610.0
Test mode:	Nominal Bandwidth (MHz)	RF Channel		
		Low (L)	Middle (M)	High (H)
		MHz	MHz	MHz
LTE FDD Band 41	5	2537.5	2605.0	2672.5
	10	2540.0	2605.0	2670.0
	15	2542.5	2605.0	2667.5
	20	2545.0	2605.0	2665.0

## 4.3 Test Environment

Environment Parameter	Selected Values During Tests	
Temperature:	TL	-30°C
	TN	+20°C
	TH	+50°C
Voltage:	VL	3.4 Vdc
	VN	3.7 Vdc
	VH	4.2 Vdc

NOTE: VL= lower extreme test voltage  
 VN= nominal voltage  
 VH= upper extreme test voltage  
 TL= lower extreme test temperature  
 TN= normal temperature  
 TH= upper extreme test temperature

## 4.4 Description of Support Units

Description	Manufacturer	Model No.	Serial No.
--	--	--	--
The EUT has been tested as an independent unit.			



Unless otherwise agreed in writing, this document is issued by the Company subject to its General Conditions of Service printed overleaf, available on request or accessible at <https://www.sgs.com/en/Terms-and-Conditions>. Attention is drawn to the limitation of liability, indemnification and jurisdiction issues defined therein. Any holder of this document is advised that information contained hereon reflects the Company's findings at the time of its intervention only and within the limits of Client's instructions, if any. The Company's sole responsibility is to its Client and this document does not exonerate parties to a transaction from exercising all their rights and obligations under the transaction documents. This document cannot be reproduced except in full, without prior written approval of the Company. Any unauthorized alteration, forgery or falsification of the content or appearance of this document is unlawful and offenders may be prosecuted to the fullest extent of the law. Unless otherwise stated the results shown in this test report refer only to the sample(s) tested and such sample(s) are retained for 30 days only.

Attention: To check the authenticity of testing /inspection report & certificate, please contact us at telephone: (86-755) 8307 1443, or email: [CN.Doccheck@sgs.com](mailto:CN.Doccheck@sgs.com)

SGS-CSTC Standards Technical Services Co., Ltd.  
 Shenzhen Branch Technical Services Laboratory

No.1 Workshop, M-10, Middle Section, Science & Technology Park, Nanshan District, Shenzhen, Guangdong, China 518057 t (86-755) 26012053 f (86-755) 26710594 www.ssgroup.com.cn  
 中国·广东·深圳市南山区科技园中区M-10栋1号厂房 邮编: 518057 t (86-755) 26012053 f (86-755) 26710594 sgs.china@sgs.com

## 4.5 Measurement Uncertainty

No.	Item	Measurement Uncertainty
1	Radio Frequency	$\pm 5.4 \times 10^{-8}$
2	Duty cycle	$\pm 0.3\%$
3	Occupied Bandwidth	$\pm 3\%$
4	RF conducted power	$\pm 0.8\text{dB}$
5	RF power density	$\pm 0.4\text{dB}$
6	Conducted Spurious emissions	$\pm 2.7\text{dB}$
7	Radiated Spurious emission test	$\pm 3.1\text{dB}$ (Below 1GHz)
		$\pm 4.4\text{dB}$ (Above 1GHz)
8	Temperature test	$\pm 1^\circ\text{C}$
9	Humidity test	$\pm 3\%$
10	Supply voltages	$\pm 1.5\%$
11	Time	$\pm 3\%$

### Remark:

The Ulab (lab Uncertainty) is less than Ucispr/ETSI (CISPR/ETSI Uncertainty), so the test results

- compliance is deemed to occur if no measured disturbance level exceeds the disturbance limit;
- non-compliance is deemed to occur if any measured disturbance level exceeds the disturbance limit.





## SGS-CSTC Standards Technical Services Co., Ltd. Shenzhen Branch

SZEMC-TRF-01 Rev. A/1

Report No.: SZCR231100354503

Page: 9 of 25

### 4.6 Test Location

All tests were performed at:

SGS-CSTC Standards Technical Services Co., Ltd., Shenzhen Branch

No. 1 Workshop, M-10, Middle Section, Science & Technology Park, Nanshan District, Shenzhen, Guangdong, China. 518057.

Tel: +86 755 2601 2053 Fax: +86 755 2671 0594

No tests were sub-contracted.

### 4.7 Test Facility

The test facility is recognized, certified, or accredited by the following organizations:

• **A2LA (Certificate No. 3816.01)**

SGS-CSTC Standards Technical Services Co., Ltd., Shenzhen EMC Laboratory is accredited by the American Association for Laboratory Accreditation(A2LA). Certificate No. 3816.01.

• **VCCI (Member No. 1937)**

The 3m Fully-anechoic chamber for above 1GHz, 10m Semi-anechoic chamber for below 1GHz, Shielded Room for Mains Port Conducted Interference Measurement and Telecommunication Port Conducted Interference Measurement of SGS-CSTC Standards Technical Services Co., Ltd. Shenzhen EMC laboratory have been registered in accordance with the Regulations for Voluntary Control Measures with Registration No.: G-20026, R-14188, C-12383 and T-11153 respectively.

• **FCC –Designation Number: CN1336**

SGS-CSTC Standards Technical Services Co., Ltd., Shenzhen EMC Laboratory has been recognized as an accredited testing laboratory.

Designation Number: CN1336. Test Firm Registration Number: 787754.

• **Innovation, Science and Economic Development Canada**

SGS-CSTC Standards Technical Services Co., Ltd., Shenzhen EMC Laboratory has been recognized by ISED as an accredited testing laboratory.

CAB identifier: CN0006.

IC#: 4620C.

### 4.8 Deviation from Standards

None

### 4.9 Abnormalities from Standard Conditions

None



SGS-CSTC Standards Technical Services Co., Ltd.  
Shenzhen Branch EMC Laboratory

Unless otherwise agreed in writing, this document is issued by the Company subject to its General Conditions of Service printed overleaf, available on request or accessible at <https://www.sgs.com/en/Terms-and-Conditions>. Attention is drawn to the limitation of liability, indemnification and jurisdiction issues defined therein. Any holder of this document is advised that information contained hereon reflects the Company's findings at the time of its intervention only and within the limits of Client's instructions, if any. The Company's sole responsibility is to its Client and this document does not exonerate parties to a transaction from exercising all their rights and obligations under the transaction documents. This document cannot be reproduced except in full, without prior written approval of the Company. Any unauthorized alteration, forgery or falsification of the content or appearance of this document is unlawful and offenders may be prosecuted to the fullest extent of the law. Unless otherwise stated the results shown in this test report refer only to the sample(s) tested and such sample(s) are retained for 30 days only.

Attention: To check the authenticity of testing / inspection report & certificate, please contact us at telephone: (86-755) 8307 1443, or email: [CN.Doccheck@sgs.com](mailto:CN.Doccheck@sgs.com)

No.1 Workshop, M-10, Middle Section, Science & Technology Park, Nanshan District, Shenzhen, Guangdong, China 518057 t (86-755) 26012053 f (86-755) 26710594 www.ssgroup.com.cn  
中国·广东·深圳市南山区科技园中区M-10栋1号厂房 邮编:518057 t (86-755) 26012053 f (86-755) 26710594 sgs.china@sgs.com

## 5 Equipment List

RF conducted test					
Test Equipment	Manufacturer	Model No.	Inventory No.	Cal. Date	Cal. Due date
Programmable DC Source	Chroma	62024P-80-60	SEM011-09	2023/07/11	2024/07/10
Programmable Temperature & Humidity Chamber	Votsch Industrietechnik GmbH	VT 4002	SEM002-15	2023/03/21	2024/03/20
Spectrum Analyzer	Rohde & Schwarz	FSV40	SEM008-04	2023/03/20	2024/03/19
Measurement Software	TST	TST PASS V2.0	N/A	N/A	N/A
Attenuator	Huber+Suhner	6620_SMA-50-1	SEM021-09	2023/07/11	2024/07/10
Universal Radio Communication Tester	Rohde & Schwarz	CMW 500	SEM010-03	2023/03/28	2024/03/27
Power Sensor	KEYSIGHT	U2021XA	SEM009-15	2023/03/21	2024/03/20

RE in Chamber					
Test Equipment	Manufacturer	Model No.	Inventory No.	Cal. Date	Cal. Due date
Trilog-Broadband Antenna	Schwarzbeck	VULB9168	SEM003-33	2021/9/25	2024/9/24
MXE EMI receiver	Agilent	N9038A	SEM004-05	2023/07/11	2024/07/10
Pre-amplifier	HP	8447D	SEM005-02	2023/07/11	2024/07/10
Spectrum Analyzer	Rohde & Schwarz	101288	SEM004-08	2023/07/11	2024/07/10
Low Noise Amplifier	CLAVIIO	BDLNA-0118-352810	SEM005-05	2023/07/11	2024/07/10
Substitution Antenna	Schwarzbeck	VULB9168	SEM003-18	2022/08/07	2025/08/06
Signal Generator(9kHz-40GHz)	N5173B	MY53270267	Agilent	2023/07/11	2024/07/10
Pre-amplifier	HP	8447D	SEM005-02	2023/07/11	2024/07/10
Broad-Band Horn Antenna	Schwarzbeck	BBHA 9170	SEM003-15	2021/7/11	2024/7/10
Broad-Band Horn Antenna	Schwarzbeck	BBHA 9120D	SEM003-32	2021/9/26	2024/9/25
Double-ridged waveguide horn	ETS-LINDGREN	3117	SEM003-34	2021/9/25	2024/9/24
Spectrum Analyzer	Rohde & Schwarz	101288	SEM004-08	2023/07/11	2024/07/10
Low Noise Amplifier	CLAVIIO	BDLNA-0118-352810	SEM005-05	2023/07/11	2024/07/10



Unless otherwise agreed in writing, this document is issued by the Company subject to its General Conditions of Service printed overleaf, available on request or accessible at <https://www.sgs.com/en/Terms-and-Conditions>. Attention is drawn to the limitation of liability, indemnification and jurisdiction issues defined therein. Any holder of this document is advised that information contained hereon reflects the Company's findings at the time of its intervention only and within the limits of Client's instructions, if any. The Company's sole responsibility is to its Client and this document does not exonerate parties to a transaction from exercising all their rights and obligations under the transaction documents. This document cannot be reproduced except in full, without prior written approval of the Company. Any unauthorized alteration, forgery or falsification of the content or appearance of this document is unlawful and offenders may be prosecuted to the fullest extent of the law. Unless otherwise stated the results shown in this test report refer only to the sample(s) tested and such sample(s) are retained for 30 days only.

Attention: To check the authenticity of testing /inspection report & certificate, please contact us at telephone: (86-755) 8307 1443, or email: [CN.Doccheck@sgs.com](mailto:CN.Doccheck@sgs.com)

SGS-CSTC Standards Technical Services Co., Ltd.  
Shenzhen Branch (Shenzhen) EMC Laboratory

No.1 Workshop, M-10, Middle Section, Science & Technology Park, Nanshan District, Shenzhen, Guangdong, China 518057 t (86-755) 26012053 f (86-755) 26710594 www.ssgroup.com.cn  
中国·广东·深圳市南山区科技园中区M-10栋1号厂房 邮编:518057 t (86-755) 26012053 f (86-755) 26710594 sgs.china@sgs.com



## SGS-CSTC Standards Technical Services Co., Ltd. Shenzhen Branch

SZEMC-TRF-01 Rev. A/1

Report No.: SZCR231100354503

Page:

11 of 25

Pre-amplifier	Compliance Directions Systems Inc.	PAP-2640-50	SEM005-08	2023/07/11	2024/07/10
Pre-amplifier	Rohde & Schwarz	CH14-H052	SEM005-17	2023/07/11	2024/07/10
Substitution Antenna	ETS-Lindgren	3142C	SEM003-01	2023/06/25	2026/06/24
Universal Radio Communication Tester	Rohde & Schwarz	CMW 500	SEM010-03	2024/03/28	2024/03/27

### General used equipment

Equipment	Manufacturer	Model No.	Inventory No.	Cal Date	Cal Due Date
Humidity/ Temperature Indicator	deli	8838	SEM002-32	2023-07-28	2024-07-27
Humidity/ Temperature Indicator	deli	8838	SEM002-33	2023-07-28	2024-07-27
Barometer	Changchun Meteorological Industry Factory	DYM3	SEM002-01	2023-03-23	2024-03-22



SGS-CSTC Standards Technical Services Co., Ltd.  
Shenzhen Branch Testing & Calibration Laboratory

Unless otherwise agreed in writing, this document is issued by the Company subject to its General Conditions of Service printed overleaf, available on request or accessible at <https://www.sgs.com/en/Terms-and-Conditions>. Attention is drawn to the limitation of liability, indemnification and jurisdiction issues defined therein. Any holder of this document is advised that information contained hereon reflects the Company's findings at the time of its intervention only and within the limits of Client's instructions, if any. The Company's sole responsibility is to its Client and this document does not exonerate parties to a transaction from exercising all their rights and obligations under the transaction documents. This document cannot be reproduced except in full, without prior written approval of the Company. Any unauthorized alteration, forgery or falsification of the content or appearance of this document is unlawful and offenders may be prosecuted to the fullest extent of the law. Unless otherwise stated the results shown in this test report refer only to the sample(s) tested and such sample(s) are retained for 30 days only.

Attention: To check the authenticity of testing /inspection report & certificate, please contact us at telephone: (86-755) 8307 1443, or email: [CN.Doccheck@sgs.com](mailto:CN.Doccheck@sgs.com)

No.1 Workshop, M-10, Middle Section, Science & Technology Park, Nanshan District, Shenzhen, Guangdong, China 518057 t (86-755) 26012053 f (86-755) 26710594 www.ssgroup.com.cn  
中国·广东·深圳市南山区科技园中区M-10栋1号厂房 邮编: 518057 t (86-755) 26012053 f (86-755) 26710594 sgs.china@sgs.com

Member of the SGS Group (SGS SA)

## 6 Radio Spectrum Matter Test Results

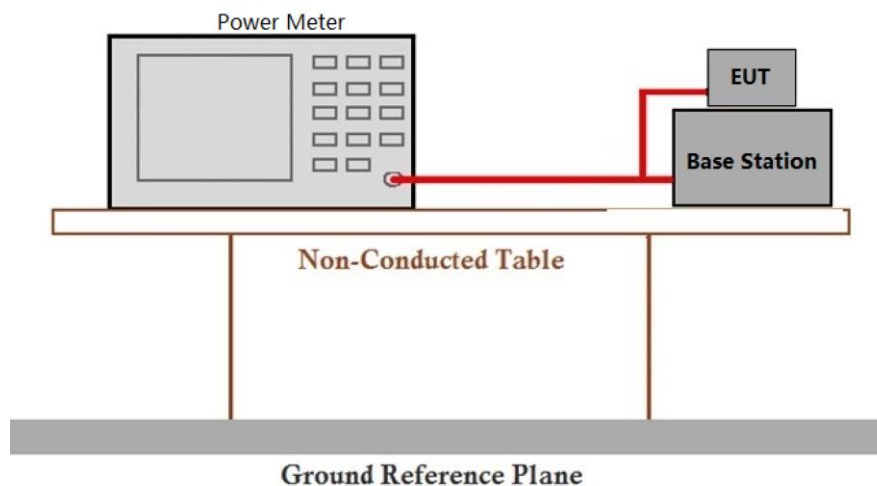
### 6.1 Effective (Isotropic) Radiated Output Power Data

Test Requirement: §2.1046, §22.913, §27.50(h)  
 Test Method: ANSI C63.26-2015, KDB 971168 D01 v03r01  
 Limit: ERP ≤ 7W(LTE Band 5)  
 EIRP ≤ 2W(LTE Band 7,38,41)

#### 6.1.1 E.U.T. Operation

Operating Environment:  
 Temperature: 20.8 °C Humidity: 48.5 % RH Atmospheric Pressure: 1000 mbar  
 Test mode 32: TX mode\_Keep the EUT in transmitting mode

#### 6.1.2 Test Setup Diagram



#### 6.1.3 Measurement Data

Please refer to Appendix for LTE test data.



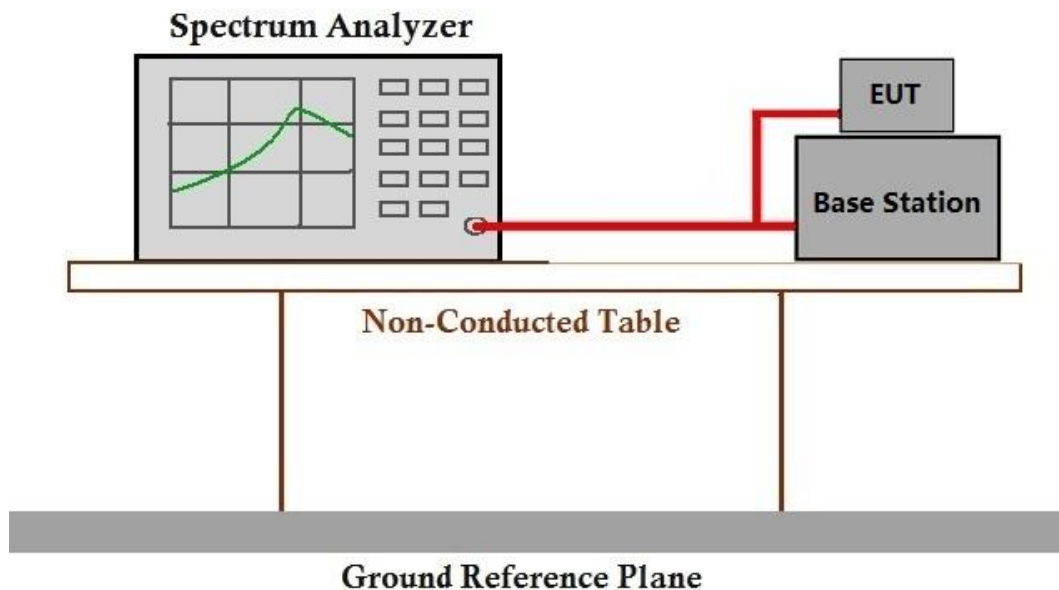
### 6.2 Peak-Average Ratio

Test Requirement: §22.913, §27.50(a)  
 Test Method: ANSI C63.26-2015, KDB 971168 D01 v03r01  
 Limit: ≤13dB

#### 6.2.1 E.U.T. Operation

Operating Environment:  
 Temperature: 20.8 °C Humidity: 48.5 % RH Atmospheric Pressure: 1000 mbar  
 Test mode 32: TX mode\_Keep the EUT in transmitting mode

#### 6.2.2 Test Setup Diagram



#### 6.2.3 Measurement Data

Please refer to Appendix for LTE test data.



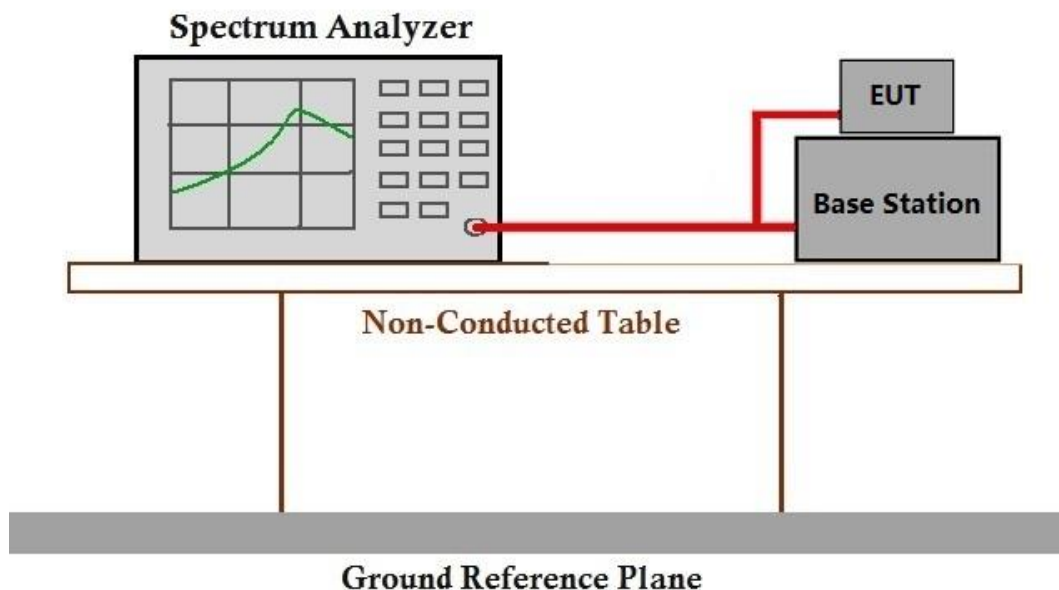
### 6.3 Bandwidth

Test Requirement: §2.1049(h)  
 Test Method: ANSI C63.26-2015, KDB 971168 D01 v03r01  
 Limit: OBW: No limit  
 EBW: No limit

#### 6.3.1 E.U.T. Operation

Operating Environment:  
 Temperature: 20.8 °C Humidity: 48.5 % RH Atmospheric Pressure: 1000 mbar  
 Test mode 32: TX mode\_Keep the EUT in transmitting mode

#### 6.3.2 Test Setup Diagram



#### 6.3.3 Measurement Data

Please refer to Appendix for LTE test data.

### 6.4 Band Edge Compliance

Test Requirement: §2.1051, §22.917, §27.50(m)

Test Method: ANSI C63.26-2015, KDB 971168 D01 v03r01

Limit:  $\leq -13\text{dBm}$  (LTE Band5)

For **Band7,38,41**:

For mobile digital stations, the attenuation factor shall be not less than  $40 + 10 \log (P)$  dB on all frequencies between the channel edge and 5 megahertz from the channel edge,  $43 + 10 \log (P)$  dB on all frequencies between 5 megahertz and X megahertz from the channel edge, and  $55 + 10 \log (P)$  dB on all frequencies more than X megahertz from the channel edge, where X is the greater of 6 megahertz or the actual emission bandwidth as defined in paragraph (m)(6) of this section. In addition, the attenuation factor shall not be less than  $43 + 10 \log (P)$  dB on all frequencies between 2490.5 MHz and 2496 MHz and  $55 + 10 \log (P)$  dB at or below 2490.5 MHz. Mobile Satellite Service licensees operating on frequencies below 2495 MHz may also submit a documented interference complaint against BRS licensees operating on channel BRS Channel 1 on the same terms and conditions as adjacent channel BRS or EBS licensees.

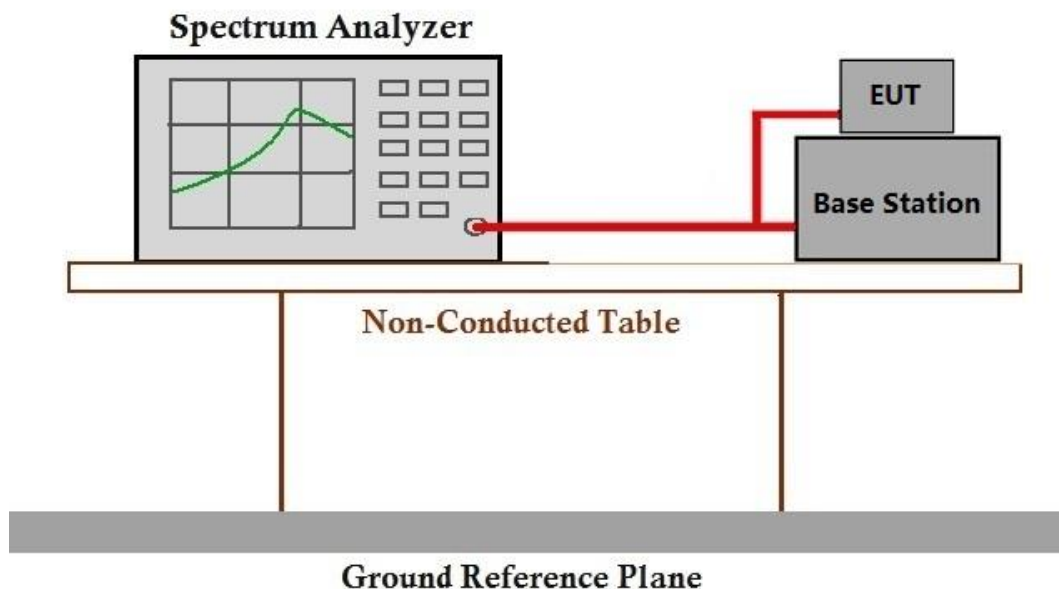
#### 6.4.1 E.U.T. Operation

Operating Environment:

Temperature: 20.8 °C Humidity: 48.5 % RH Atmospheric Pressure: 1000 mbar

Test mode 32: TX mode\_Keep the EUT in transmitting mode

#### 6.4.2 Test Setup Diagram



#### 6.4.3 Measurement Data

Please refer to Appendix for LTE test data.

### 6.5 Spurious emissions at antenna terminals

Test Requirement: §2.1051, §22.917, §27.50(m)

Test Method: ANSI C63.26-2015, KDB 971168 D01 v03r01

Limit:  $\leq -13\text{dBm}$  (LTE Band5)

For **Band7,38,41**:

For mobile digital stations, the attenuation factor shall be not less than  $40 + 10 \log (P)$  dB on all frequencies between the channel edge and 5 megahertz from the channel edge,  $43 + 10 \log (P)$  dB on all frequencies between 5 megahertz and X megahertz from the channel edge, and  $55 + 10 \log (P)$  dB on all frequencies more than X megahertz from the channel edge, where X is the greater of 6 megahertz or the actual emission bandwidth as defined in paragraph (m)(6) of this section. In addition, the attenuation factor shall not be less than  $43 + 10 \log (P)$  dB on all frequencies between 2490.5 MHz and 2496 MHz and  $55 + 10 \log (P)$  dB at or below 2490.5 MHz. Mobile Satellite Service licensees operating on frequencies below 2495 MHz may also submit a documented interference complaint against BRS licensees operating on channel BRS Channel 1 on the same terms and conditions as adjacent channel BRS or EBS licensees.

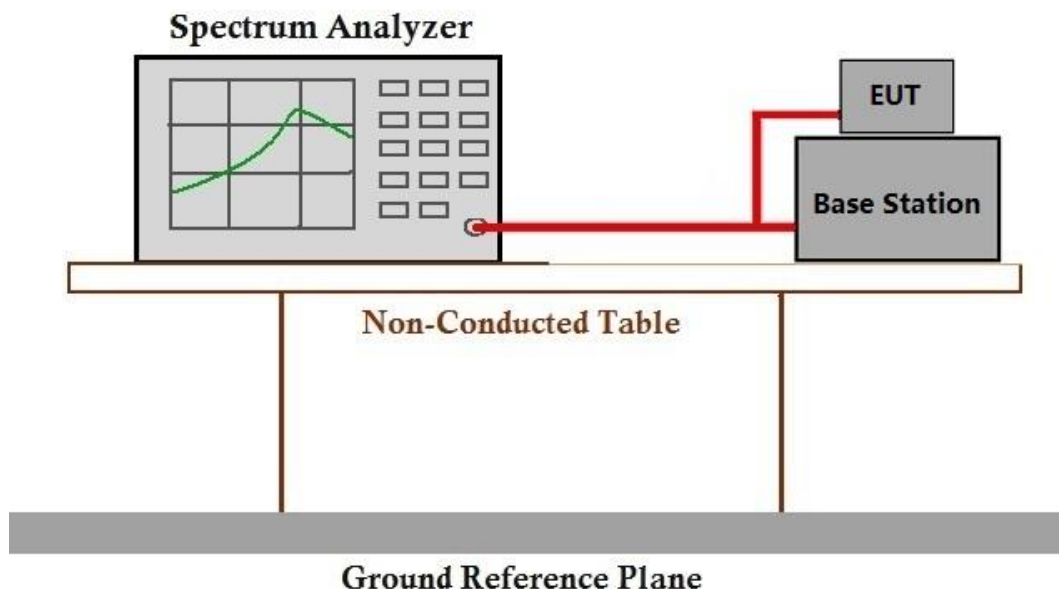
#### 6.5.1 E.U.T. Operation

Operating Environment:

Temperature: 20.8 °C Humidity: 48.5 % RH Atmospheric Pressure: 1000 mbar

Test mode 32: TX mode\_Keep the EUT in transmitting mode

#### 6.5.2 Test Setup Diagram



#### 6.5.3 Measurement Data

Please refer to Appendix for LTE test data.



Unless otherwise agreed in writing, this document is issued by the Company subject to its General Conditions of Service printed overleaf, available on request or accessible at <https://www.sgs.com/en/Terms-and-Conditions>. Attention is drawn to the limitation of liability, indemnification and jurisdiction issues defined therein. Any holder of this document is advised that information contained hereon reflects the Company's findings at the time of its intervention only and within the limits of Client's instructions, if any. The Company's sole responsibility is to its Client and this document does not exonerate parties to a transaction from exercising all their rights and obligations under the transaction documents. This document cannot be reproduced except in full, without prior written approval of the Company. Any unauthorized alteration, forgery or falsification of the content or appearance of this document is unlawful and offenders may be prosecuted to the fullest extent of the law. Unless otherwise stated the results shown in this test report refer only to the sample(s) tested and such sample(s) are retained for 30 days only.

Attention: To check the authenticity of testing /inspection report & certificate, please contact us at telephone: (86-755) 8307 1443, or email: [CN.Doccheck@sgs.com](mailto:CN.Doccheck@sgs.com)

No. 1 Workshop, M-10, Middle Section, Science & Technology Park, Nanshan District, Shenzhen, Guangdong, China 518057 t (86-755) 26012053 f (86-755) 26710594 www.sgs.com.cn  
中国·广东·深圳市南山区科技园中区M-10栋1号厂房 邮编: 518057 t (86-755) 26012053 f (86-755) 26710594 sgs.china@sgs.com

## 6.6 Field strength of spurious radiation

Test Requirement: §2.1051, §22.917, §27.50(m)

Test Method: ANSI C63.26-2015, KDB 971168 D01 v03r01

Limit: ≤ -13dBm (LTE Band5)

For **Band7,38,41**:

For mobile digital stations, the attenuation factor shall be not less than 40 + 10 log (P) dB on all frequencies between the channel edge and 5 megahertz from the channel edge, 43 + 10 log (P) dB on all frequencies between 5 megahertz and X megahertz from the channel edge, and 55 + 10 log (P) dB on all frequencies more than X megahertz from the channel edge, where X is the greater of 6 megahertz or the actual emission bandwidth as defined in paragraph (m)(6) of this section. In addition, the attenuation factor shall not be less than 43 + 10 log (P) dB on all frequencies between 2490.5 MHz and 2496 MHz and 55 + 10 log (P) dB at or below 2490.5 MHz. Mobile Satellite Service licensees operating on frequencies below 2495 MHz may also submit a documented interference complaint against BRS licensees operating on channel BRS Channel 1 on the same terms and conditions as adjacent channel BRS or EBS licensees.

### 6.6.1 E.U.T. Operation

Operating Environment:

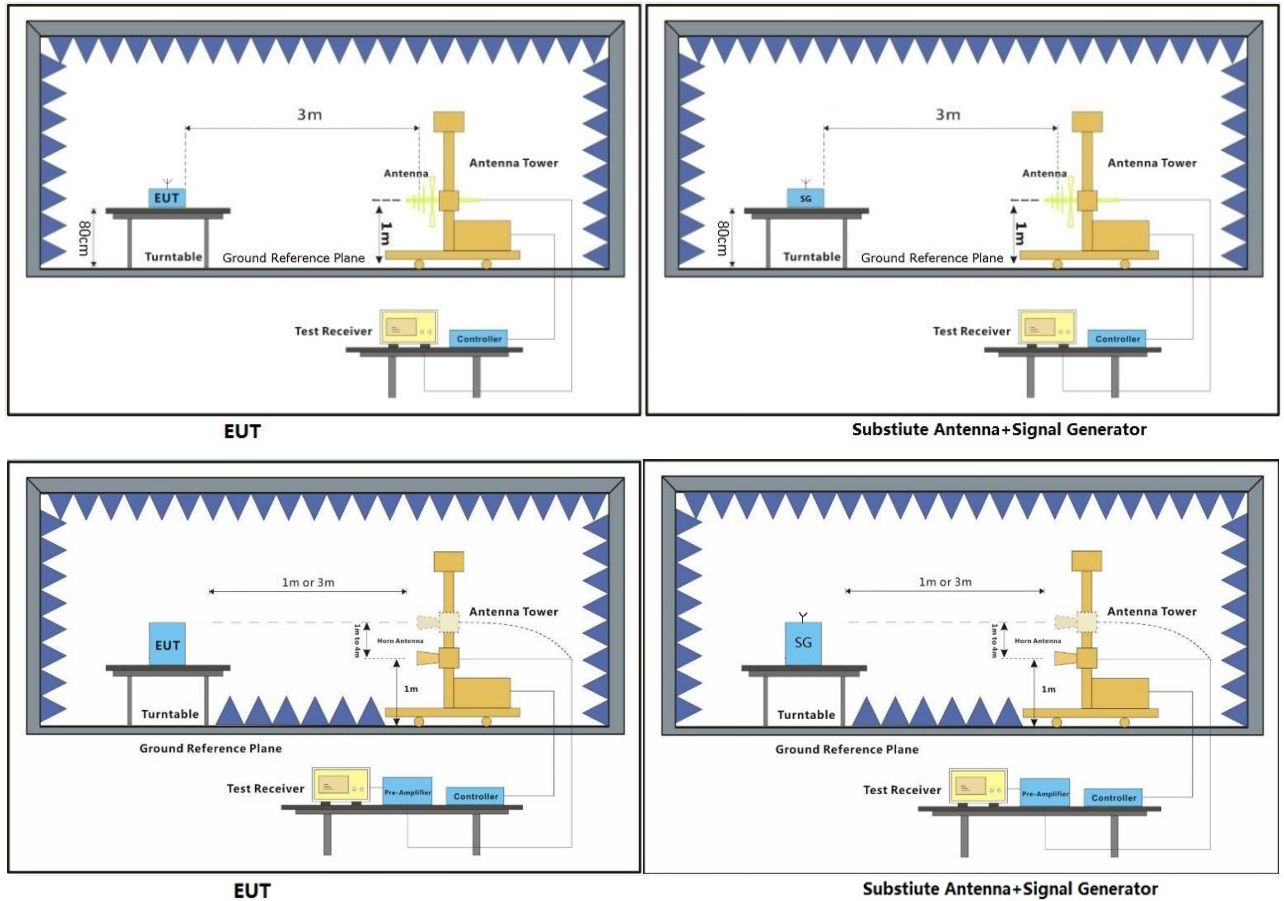
Temperature: 22.5 °C Humidity: 47.5 % RH Atmospheric Pressure: 1000 mbar

Test mode 32: TX mode\_Keep the EUT in transmitting mode





### 6.6.2 Test Setup Diagram





## SGS-CSTC Standards Technical Services Co., Ltd. Shenzhen Branch

SZEMC-TRF-01 Rev. A/1

Report No.: SZCR231100354503

Page: 19 of 25

### 6.6.3 Measurement Procedure and Data

#### Test Procedure:

- (1) On a test site, the EUT shall be placed on a turntable and in the position closest to the normal use as declared by the user.
- (2) The test antenna shall be oriented initially for vertical polarization located 3m from the EUT to correspond to the transmitter.
- (3) The output of the antenna shall be connected to the measuring receiver and either a peak or quasi-peak detector was used for the measurement as indicated on the report. The detector selection is based on how close the emission level was approaching the limit.
- (4) The transmitter shall be switched on; if possible, without the modulation and the measurement receiver shall be tuned to the frequency of the transmitter under test.
- (5) The test antenna shall be raised and lowered through the specified range of height until the measuring receiver detects a maximum signal level.
- (6) The transmitter shall then be rotated through 360° in the horizontal plane, until the maximum signal level is detected by the measuring receiver.
- (7) The test antenna shall be raised and lowered again through the specified range of height until the measuring receiver detects a maximum signal level.
- (8) The maximum signal level detected by the measuring receiver shall be noted.
- (9) The measurement shall be repeated with the test antenna set to horizontal polarization.
- (10) Replace the antenna with a proper Antenna (substitution antenna).
- (11) The substitution antenna shall be oriented for vertical polarization and, if necessary, the length of the substitution antenna shall be adjusted to correspond to the frequency of transmitting.
- (12) The substitution antenna shall be connected to a calibrated signal generator.
- (13) If necessary, the input attenuator setting of the measuring receiver shall be adjusted in order to increase the sensitivity of the measuring receiver.
- (14) The test antenna shall be raised and lowered through the specified range of the height to ensure that the maximum signal is received.
- (15) The input signal to substitution antenna shall be adjusted to the level that produces a level detected by the measuring receiver, that is equal to the level noted while the transmitter radiated power was measured, corrected for the change of input attenuation setting of the measuring receiver.
- (16) The input level to the substitution antenna shall be recorded as power level in dBm, corrected for any change of input attenuator setting of the measuring receiver.
- (17) The measurement shall be repeated with the test antenna and the substitution antenna oriented for horizontal polarization.



Unless otherwise agreed in writing, this document is issued by the Company subject to its General Conditions of Service printed overleaf, available on request or accessible at <https://www.sgs.com/en/Terms-and-Conditions>. Attention is drawn to the limitation of liability, indemnification and jurisdiction issues defined therein. Any holder of this document is advised that information contained hereon reflects the Company's findings at the time of its intervention only and within the limits of Client's instructions, if any. The Company's sole responsibility is to its Client and this document does not exonerate parties to a transaction from exercising all their rights and obligations under the transaction documents. This document cannot be reproduced except in full, without prior written approval of the Company. Any unauthorized alteration, forgery or falsification of the content or appearance of this document is unlawful and offenders may be prosecuted to the fullest extent of the law. Unless otherwise stated the results shown in this test report refer only to the sample(s) tested and such sample(s) are retained for 30 days only.

Attention: To check the authenticity of testing / inspection report & certificate, please contact us at telephone: (86-755) 8307 1443, or email: [CN.Doccheck@sgs.com](mailto:CN.Doccheck@sgs.com)

SGS-CSTC Standards Technical Services Co., Ltd.  
Shenzhen Branch (Shenzhen EMC Laboratory)

No.1 Workshop, M-10, Middle Section, Science & Technology Park, Nanshan District, Shenzhen, Guangdong, China 518057 t (86-755) 26012053 f (86-755) 26710594 www.ssgroup.com.cn  
中国·广东·深圳市南山区科技园中区M-10栋1号厂房 邮编: 518057 t (86-755) 26012053 f (86-755) 26710594 sgs.china@sgs.com

# SGS-CSTC Standards Technical Services Co., Ltd. Shenzhen Branch

SZEMC-TRF-01 Rev. A/1

Report No.: SZCR231100354503

Page:

20 of 25

FDD LTE Band5-Low channel, Modulation: QPSK, Bandwidth: 10MHz, 1 RB0								
Frequency (MHz)	EIRP (dBm)	Limit(dBm)	Over Limit (dB)	S.G. Power (dBm)	Cable loss (dB)	Antenna Gain (dBi)	Polarization (H/V)	Result
1648.14	-60.47	-13	-47.47	-65.95	0.52	6	Horizontal	Pass
2472.21	-55	-13	-42	-60.27	0.53	5.8	Horizontal	Pass
3296.28	-51.76	-13	-38.76	-57.31	0.65	6.2	Horizontal	Pass
1648.14	-59.75	-13	-46.75	-65.23	0.52	6	Vertical	Pass
2472.21	-54.71	-13	-41.71	-59.98	0.53	5.8	Vertical	Pass
3296.28	-50.71	-13	-37.71	-56.26	0.65	6.2	Vertical	Pass

FDD LTE Band5-Middle channel, Modulation: QPSK, Bandwidth: 10MHz, 1 RB0								
Frequency (MHz)	EIRP (dBm)	Limit(dBm)	Over Limit (dB)	S.G. Power (dBm)	Cable loss (dB)	Antenna Gain (dBi)	Polarization (H/V)	Result
1671.74	-59.67	-13	-46.67	-65.15	0.52	6	Horizontal	Pass
2507.61	-55.83	-13	-42.83	-60.54	0.59	5.3	Horizontal	Pass
3343.48	-50.39	-13	-37.39	-55.94	0.65	6.2	Horizontal	Pass
1671.74	-59.74	-13	-46.74	-65.22	0.52	6	Vertical	Pass
2507.61	-55.09	-13	-42.09	-59.8	0.59	5.3	Vertical	Pass
3343.48	-49.97	-13	-36.97	-55.52	0.65	6.2	Vertical	Pass

FDD LTE Band5-High channel, Modulation: QPSK, Bandwidth: 10MHz, 1 RB0								
Frequency (MHz)	EIRP (dBm)	Limit(dBm)	Over Limit (dB)	S.G. Power (dBm)	Cable loss (dB)	Antenna Gain (dBi)	Polarization (H/V)	Result
1695.34	-60.56	-13	-47.56	-66.04	0.52	6	Horizontal	Pass
2543.01	-55.94	-13	-42.94	-60.65	0.59	5.3	Horizontal	Pass
3390.68	-50.99	-13	-37.99	-56.54	0.65	6.2	Horizontal	Pass
1695.34	-58.31	-13	-45.31	-63.79	0.52	6	Vertical	Pass
2543.01	-54.78	-13	-41.78	-59.49	0.59	5.3	Vertical	Pass
3390.68	-50.51	-13	-37.51	-56.06	0.65	6.2	Vertical	Pass

# SGS-CSTC Standards Technical Services Co., Ltd. Shenzhen Branch

SZEMC-TRF-01 Rev. A/1

Report No.: SZCR231100354503

Page:

21 of 25

FDD LTE Band7-Low channel, Modulation: QPSK, Bandwidth: 20MHz, 1 RB0								
Frequency (MHz)	EIRP (dBm)	Limit(dBm)	Over Limit (dB)	S.G. Power (dBm)	Cable loss (dB)	Antenna Gain (dBi)	Polarization (H/V)	Result
5000.5	-46.44	-25	-21.44	-55.22	0.82	9.6	Horizontal	Pass
7500.75	-42.54	-25	-17.54	-54.75	0.99	13.2	Horizontal	Pass
10001	-39.73	-25	-14.73	-51.17	1.26	12.7	Horizontal	Pass
5000.5	-47.41	-25	-22.41	-56.19	0.82	9.6	Vertical	Pass
7500.75	-41.66	-25	-16.66	-53.87	0.99	13.2	Vertical	Pass
10001	-41.52	-25	-16.52	-52.96	1.26	12.7	Vertical	Pass

FDD LTE Band7-Middle channel, Modulation: QPSK, Bandwidth: 20MHz, 1 RB0								
Frequency (MHz)	EIRP (dBm)	Limit(dBm)	Over Limit (dB)	S.G. Power (dBm)	Cable loss (dB)	Antenna Gain (dBi)	Polarization (H/V)	Result
5065.5	-47.23	-25	-22.23	-56.01	0.82	9.6	Horizontal	Pass
7598.25	-44.57	-25	-19.57	-56.78	0.99	13.2	Horizontal	Pass
10131	-41.7	-25	-16.7	-53.14	1.26	12.7	Horizontal	Pass
5065.5	-48.21	-25	-23.21	-56.99	0.82	9.6	Vertical	Pass
7598.25	-44.15	-25	-19.15	-56.36	0.99	13.2	Vertical	Pass
10131	-41.07	-25	-16.07	-52.51	1.26	12.7	Vertical	Pass

FDD LTE Band7-High channel, Modulation: QPSK, Bandwidth: 20MHz, 1 RB0								
Frequency (MHz)	EIRP (dBm)	Limit(dBm)	Over Limit (dB)	S.G. Power (dBm)	Cable loss (dB)	Antenna Gain (dBi)	Polarization (H/V)	Result
5130.5	-47.95	-25	-22.95	-56.73	0.82	9.6	Horizontal	Pass
7695.75	-44.44	-25	-19.44	-56.65	0.99	13.2	Horizontal	Pass
10261	-42.58	-25	-17.58	-54.02	1.26	12.7	Horizontal	Pass
5130.5	-46.99	-25	-21.99	-55.77	0.82	9.6	Vertical	Pass
7695.75	-43.6	-25	-18.6	-55.81	0.99	13.2	Vertical	Pass
10261	-42.44	-25	-17.44	-53.88	1.26	12.7	Vertical	Pass



# SGS-CSTC Standards Technical Services Co., Ltd. Shenzhen Branch

SZEMC-TRF-01 Rev. A/1

Report No.: SZCR231100354503

Page:

22 of 25

FDD LTE Band38-Low channel, Modulation: QPSK, Bandwidth: 20MHz, 1 RB0								
Frequency (MHz)	EIRP (dBm)	Limit(dBm)	Over Limit (dB)	S.G. Power (dBm)	Cable loss (dB)	Antenna Gain (dBi)	Polarization (H/V)	Result
5140.5	-46.93	-25	-21.93	-55.71	0.82	9.6	Horizontal	Pass
7710.75	-44.56	-25	-19.56	-56.77	0.99	13.2	Horizontal	Pass
10281	-41.88	-25	-16.88	-53.32	1.26	12.7	Horizontal	Pass
5140.5	-45.61	-25	-20.61	-54.39	0.82	9.6	Vertical	Pass
7710.75	-43.68	-25	-18.68	-55.89	0.99	13.2	Vertical	Pass
10281	-42.22	-25	-17.22	-53.66	1.26	12.7	Vertical	Pass

FDD LTE Band38-Middle channel, Modulation: QPSK, Bandwidth: 20MHz, 1 RB0								
Frequency (MHz)	EIRP (dBm)	Limit(dBm)	Over Limit (dB)	S.G. Power (dBm)	Cable loss (dB)	Antenna Gain (dBi)	Polarization (H/V)	Result
5185.5	-48.05	-25	-23.05	-56.83	0.82	9.6	Horizontal	Pass
7778.25	-44.47	-25	-19.47	-56.68	0.99	13.2	Horizontal	Pass
10371	-42.72	-25	-17.72	-54.16	1.26	12.7	Horizontal	Pass
5185.5	-47.86	-25	-22.86	-56.64	0.82	9.6	Vertical	Pass
7778.25	-45.14	-25	-20.14	-57.35	0.99	13.2	Vertical	Pass
10371	-42.09	-25	-17.09	-53.53	1.26	12.7	Vertical	Pass

FDD LTE Band38-High channel, Modulation: QPSK, Bandwidth: 20MHz, 1 RB0								
Frequency (MHz)	EIRP (dBm)	Limit(dBm)	Over Limit (dB)	S.G. Power (dBm)	Cable loss (dB)	Antenna Gain (dBi)	Polarization (H/V)	Result
5230.5	-46.68	-25	-21.68	-55.46	0.82	9.6	Horizontal	Pass
7845.75	-43.48	-25	-18.48	-55.69	0.99	13.2	Horizontal	Pass
10461	-41.94	-25	-16.94	-53.38	1.26	12.7	Horizontal	Pass
5230.5	-47.64	-25	-22.64	-56.42	0.82	9.6	Vertical	Pass
7845.75	-44.82	-25	-19.82	-57.03	0.99	13.2	Vertical	Pass
10461	-40.82	-25	-15.82	-52.26	1.26	12.7	Vertical	Pass



Unless otherwise agreed in writing, this document is issued by the Company subject to its General Conditions of Service printed overleaf, available on request or accessible at <https://www.sgs.com/en/Terms-and-Conditions>. Attention is drawn to the limitation of liability, indemnification and jurisdiction issues defined therein. Any holder of this document is advised that information contained hereon reflects the Company's findings at the time of its intervention only and within the limits of Client's instructions, if any. The Company's sole responsibility is to its Client and this document does not exonerate parties to a transaction from exercising all their rights and obligations under the transaction documents. This document cannot be reproduced except in full, without prior written approval of the Company. Any unauthorized alteration, forgery or falsification of the content or appearance of this document is unlawful and offenders may be prosecuted to the fullest extent of the law. Unless otherwise stated the results shown in this test report refer only to the sample(s) tested and such sample(s) are retained for 30 days only.

Attention: To check the authenticity of testing /inspection report & certificate, please contact us at telephone: (86-755) 8307 1443, or email: [CN.Doccheck@sgs.com](mailto:CN.Doccheck@sgs.com)

SGS-CSTC Standards Technical Services Co., Ltd.  
Shenzhen Branch Testing & Calibration Laboratory

No.1 Workshop, M-10, Middle Section, Science & Technology Park, Nanshan District, Shenzhen, Guangdong, China 518057 t (86-755) 26012053 f (86-755) 26710594 www.sgs.com.cn  
中国·广东·深圳市南山区科技园中区M-10栋1号厂房 邮编:518057 t (86-755) 26012053 f (86-755) 26710594 sgs.china@sgs.com

# SGS-CSTC Standards Technical Services Co., Ltd. Shenzhen Branch

SZEMC-TRF-01 Rev. A/1

Report No.: SZCR231100354503

Page:

23 of 25

FDD LTE Band41-Low channel, Modulation: QPSK, Bandwidth: 20MHz, 1 RB0								
Frequency (MHz)	EIRP (dBm)	Limit(dBm)	Over Limit (dB)	S.G. Power (dBm)	Cable loss (dB)	Antenna Gain (dBi)	Polarization (H/V)	Result
4997	-48.13	-25	-23.13	-57.07	0.76	9.7	Horizontal	Pass
7495.5	-43.39	-25	-18.39	-55.29	1	12.9	Horizontal	Pass
9994	-41.56	-25	-16.56	-53.29	1.27	13	Horizontal	Pass
4997	-48.53	-25	-23.53	-57.47	0.76	9.7	Vertical	Pass
7495.5	-43.56	-25	-18.56	-55.46	1	12.9	Vertical	Pass
9994	-40.94	-25	-15.94	-52.67	1.27	13	Vertical	Pass

FDD LTE Band41-Middle channel, Modulation: QPSK, Bandwidth: 20MHz, 1 RB0								
Frequency (MHz)	EIRP (dBm)	Limit(dBm)	Over Limit (dB)	S.G. Power (dBm)	Cable loss (dB)	Antenna Gain (dBi)	Polarization (H/V)	Result
5186	-48.1	-25	-23.1	-56.88	0.82	9.6	Horizontal	Pass
7779	-44.78	-25	-19.78	-56.99	0.99	13.2	Horizontal	Pass
10372	-42.32	-25	-17.32	-53.76	1.26	12.7	Horizontal	Pass
5186	-47.39	-25	-22.39	-56.17	0.82	9.6	Vertical	Pass
7779	-44.02	-25	-19.02	-56.23	0.99	13.2	Vertical	Pass
10372	-40.99	-25	-15.99	-52.43	1.26	12.7	Vertical	Pass

FDD LTE Band41-High channel, Modulation: QPSK, Bandwidth: 20MHz, 1 RB0								
Frequency (MHz)	EIRP (dBm)	Limit(dBm)	Over Limit (dB)	S.G. Power (dBm)	Cable loss (dB)	Antenna Gain (dBi)	Polarization (H/V)	Result
5375	-48.04	-25	-23.04	-56.82	0.82	9.6	Horizontal	Pass
8062.5	-41.96	-25	-16.96	-53.85	1.01	12.9	Horizontal	Pass
10750	-40.33	-25	-15.33	-52.34	1.49	13.5	Horizontal	Pass
5375	-48.25	-25	-23.25	-57.03	0.82	9.6	Vertical	Pass
8062.5	-42.39	-25	-17.39	-54.28	1.01	12.9	Vertical	Pass
10750	-41.65	-25	-16.65	-53.66	1.49	13.5	Vertical	Pass

Note: All modes have been tested and we found QPSK test mode has the worst test result. Only record the worst test result.



Unless otherwise agreed in writing, this document is issued by the Company subject to its General Conditions of Service printed overleaf, available on request or accessible at <https://www.sgs.com/en/Terms-and-Conditions>. Attention is drawn to the limitation of liability, indemnification and jurisdiction issues defined therein. Any holder of this document is advised that information contained hereon reflects the Company's findings at the time of its intervention only and within the limits of Client's instructions, if any. The Company's sole responsibility is to its Client and this document does not exonerate parties to a transaction from exercising all their rights and obligations under the transaction documents. This document cannot be reproduced except in full, without prior written approval of the Company. Any unauthorized alteration, forgery or falsification of the content or appearance of this document is unlawful and offenders may be prosecuted to the fullest extent of the law. Unless otherwise stated the results shown in this test report refer only to the sample(s) tested and such sample(s) are retained for 30 days only.

Attention: To check the authenticity of testing / inspection report & certificate, please contact us at telephone: (86-755) 8307 1443, or email: [CN.Doccheck@sgs.com](mailto:CN.Doccheck@sgs.com)

SGS-CSTC Standards Technical Services Co., Ltd.  
Shenzhen Branch Testing & Calibration Laboratory

No.1 Workshop, M-10, Middle Section, Science & Technology Park, Nanshan District, Shenzhen, Guangdong, China 518057 t (86-755) 26012053 f (86-755) 26710594 www.sgs.com.cn  
中国·广东·深圳市南山区科技园中区M-10栋1号厂房 邮编: 518057 t (86-755) 26012053 f (86-755) 26710594 sgs.china@sgs.com



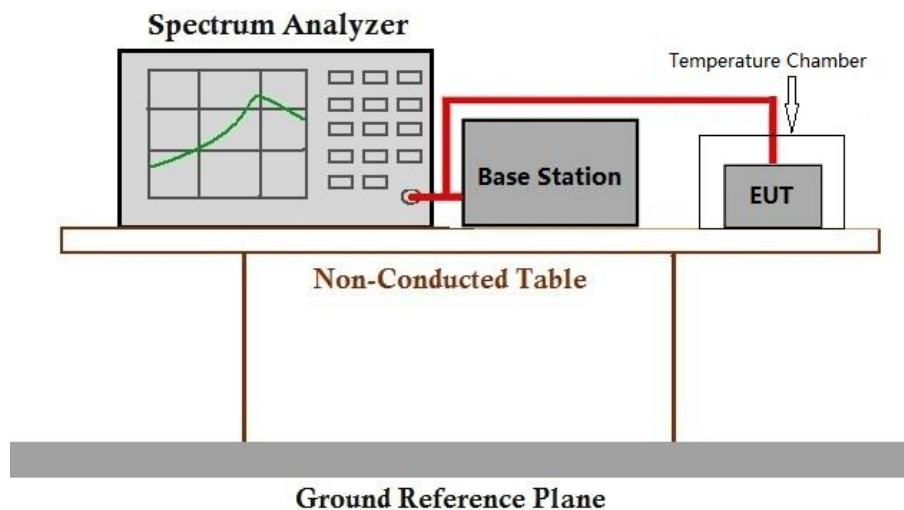
### 6.7 Frequency stability

Test Requirement: §2.1055, §22.355, §27.54  
 Test Method: ANSI C63.26-2015, KDB 971168 D01 v03r01  
 Limit:  $\leq \pm 2.5\text{ppm}$ .

#### 6.7.1 E.U.T. Operation

Operating Environment:  
 Temperature: 20.8 °C Humidity: 48.5 % RH Atmospheric Pressure: 1000 mbar  
 Test mode 32: TX mode\_Keep the EUT in transmitting mode

#### 6.7.2 Test Setup Diagram



#### 6.7.3 Measurement Data

Please refer to Appendix for LTE test data.

## 7 Test Setup Photo

Refer to Appendix - Test Setup Photo-WWAN for SZCR2311003545AT.

## 8 EUT Constructional Details (EUT Photos)

Refer to Appendix – External and Internal Photos for SZCR2311003545AT.

- End of the Report -

