


7.10 Test Setup (Photographs)

7.10.1 AC Powerline Conducted Emission




– Front View –




– Side View –

Photograph present configuration with maximum emission

7.10.2 Radiated Emission(9kHz – 1000MHz)

– Front View –




– Rear View –


Photograph present configuration with maximum emission



– X axis –




– Y axis –



-Z axis-

7.10.3 Radiated Emission(Above 1GHz)

– Front View –



– Rear View –

Photograph present configuration with maximum emission