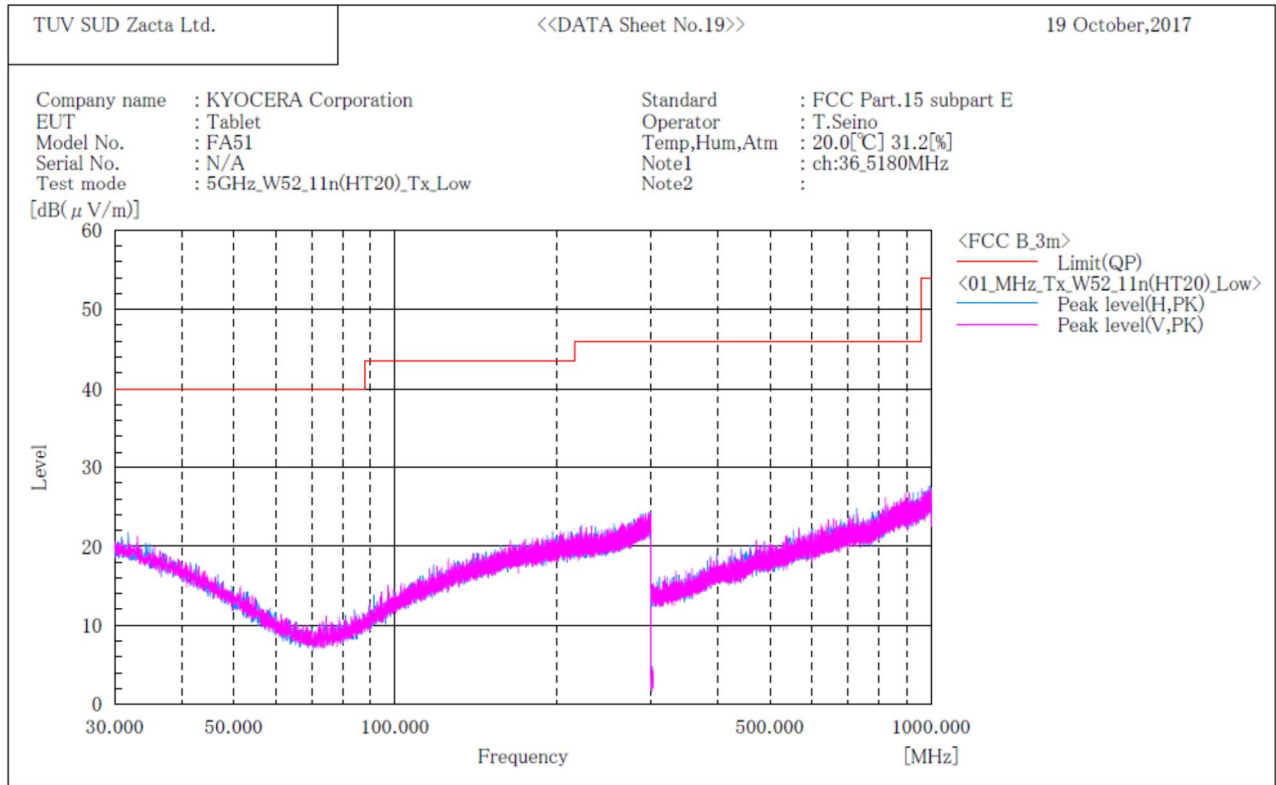




Zacta

[11n(HT20)]
W52 / Channel Low
BELOW 1GHz

***** RADIATED EMISSION *****
 [3m Semi-anechoic chamber]



Final Result

No.	Frequency (P)	c.f	Height	Angle
	[MHz]	[dB(1/m)]	[cm]	[°]

Note:

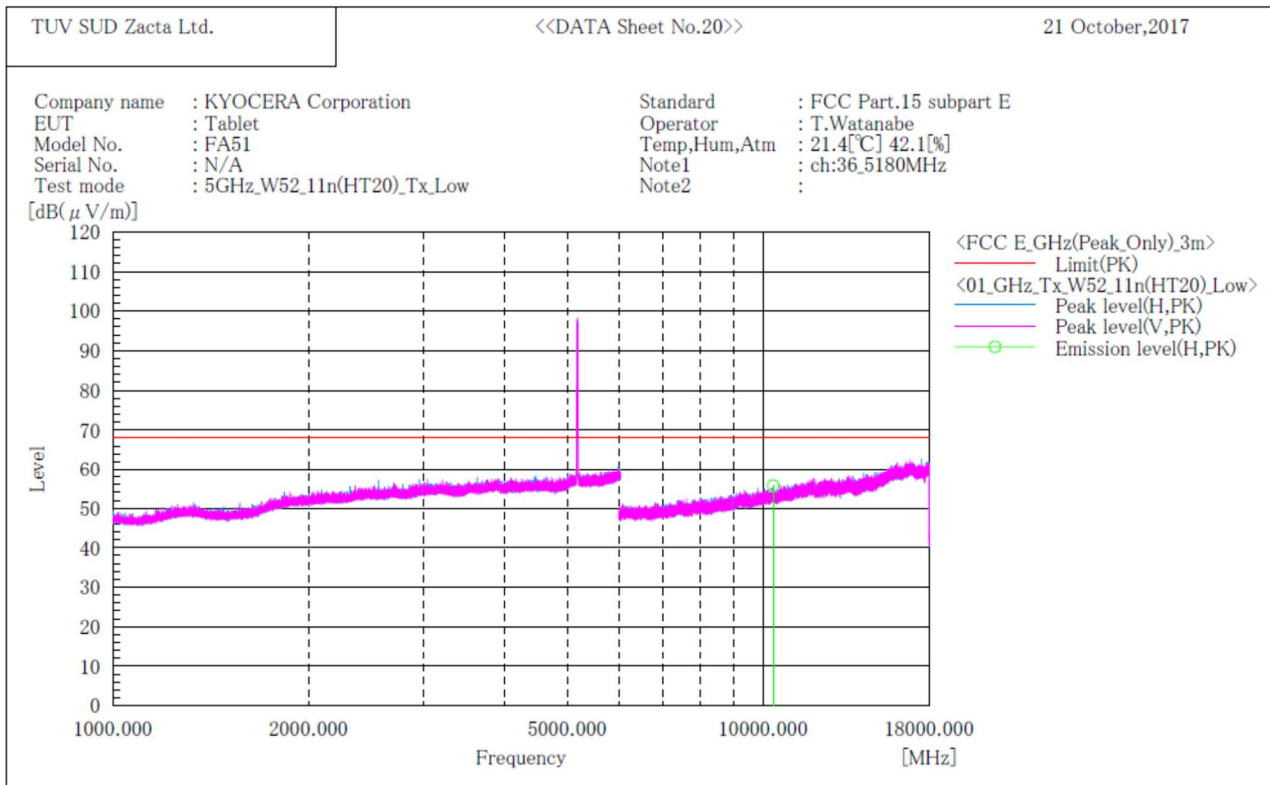
1. Emission Level (Margin) = Limit - [Reading + Factor (Antenna + Cable – Amp)]
2. No emission were detected in frequency range 9kHz to 1000MHz at the 3 meters distance.



Zacta

[11n(HT20)]
W52 / Channel Low
ABOVE 1GHz

***** RADIATED EMISSION *****
 [3m Semi-anechoic chamber]



Final Result

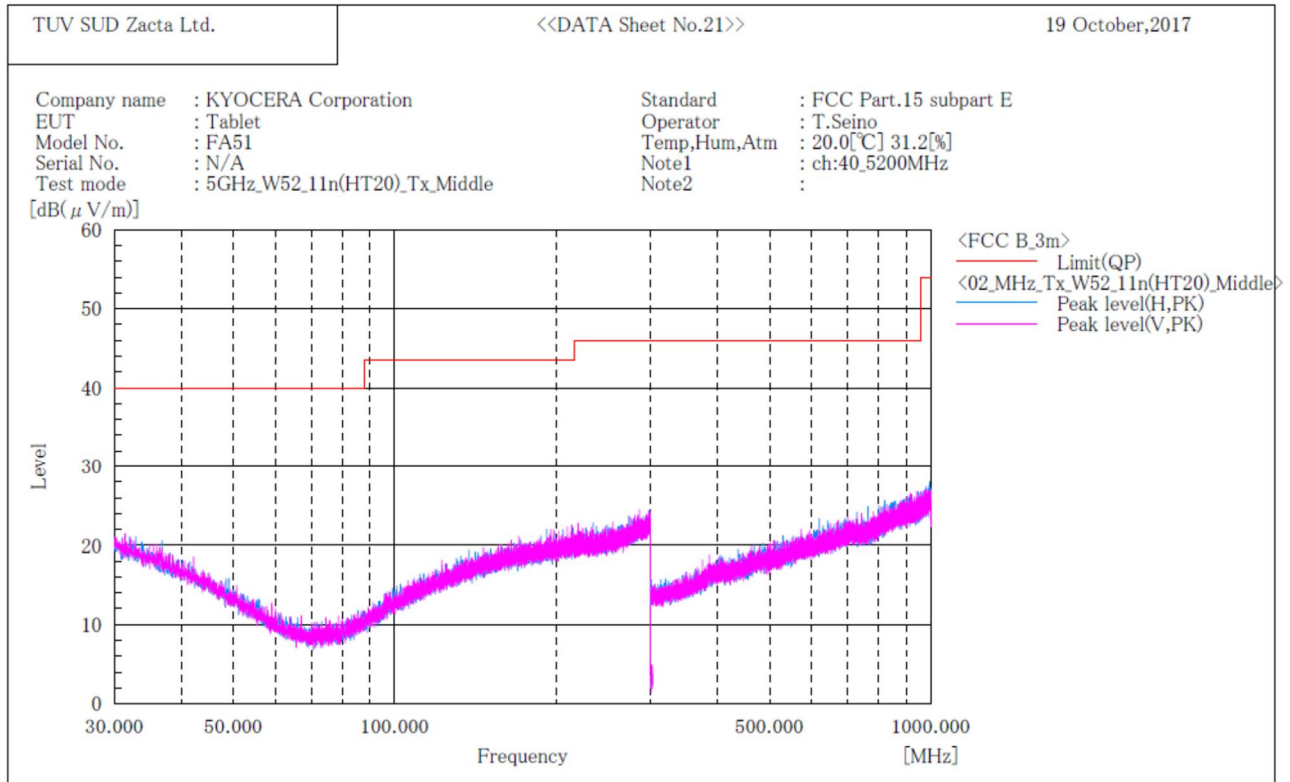
No.	Frequency (P)	Reading	c. f	Result	Limit	Margin	Height	Angle
	[MHz]	PK [dB(μV)]	[dB(1/m)]	PK [dB(μV/m)]	PK [dB(μV/m)]	PK [dB]	[cm]	[°]
1	10360.000	H 45.8	9.9	55.7	68.2	12.5	135.0	141.0

Note:

- Emission Level (Margin) = Limit - [Reading + Factor (Antenna + Cable – Amp)]
- No emission were detected in frequency range 18GHz to 40GHz at the 3 meters distance.

[11n(HT20)]
W52 / Channel Middle
BELOW 1GHz

***** RADIATED EMISSION *****
 [3m Semi-anechoic chamber]



Final Result

No.	Frequency (P)	c.f	Height	Angle
	[MHz]	[dB(1/m)]	[cm]	[°]

Note:

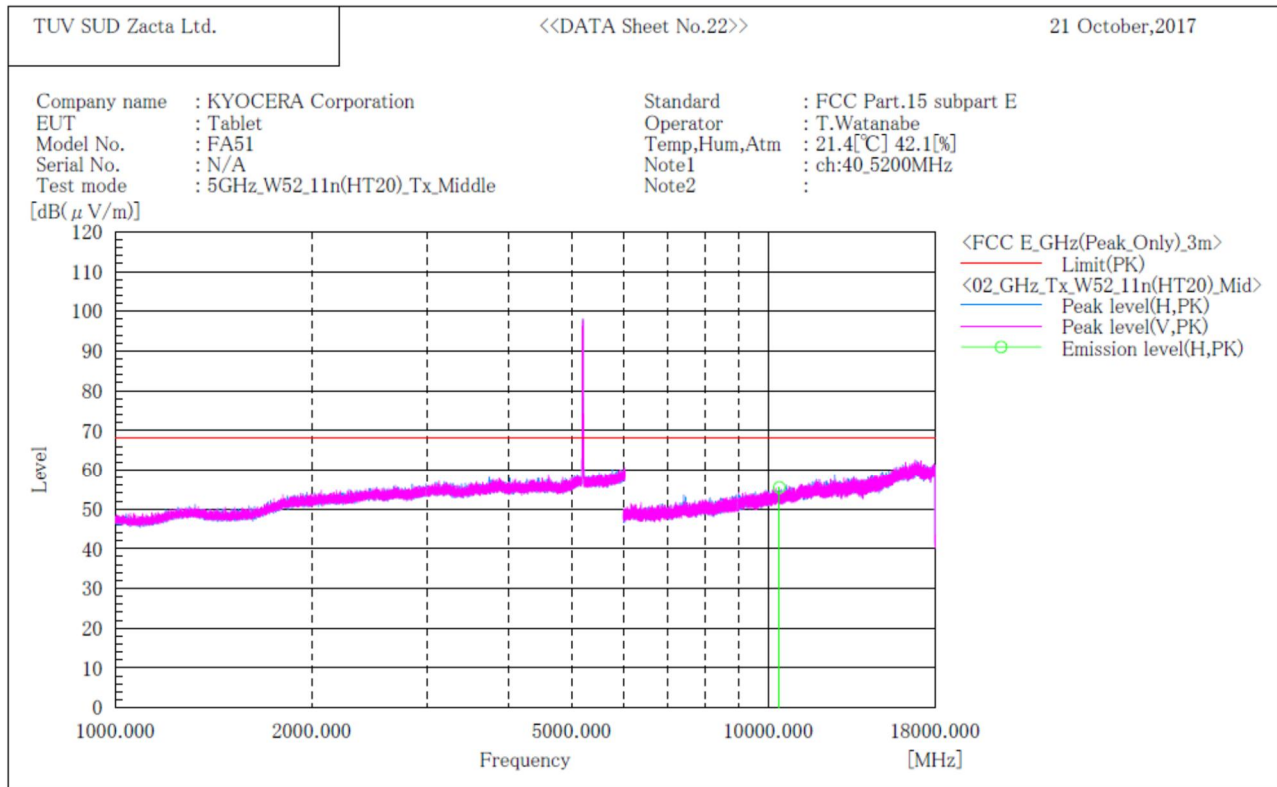
1. Emission Level (Margin) = Limit - [Reading + Factor (Antenna + Cable – Amp)]
2. No emission were detected in frequency range 9kHz to 1000MHz at the 3 meters distance.



Zacta

[11n(HT20)]
W52 / Channel Middle
ABOVE 1GHz

***** RADIATED EMISSION *****
 [3m Semi-anechoic chamber]



Final Result

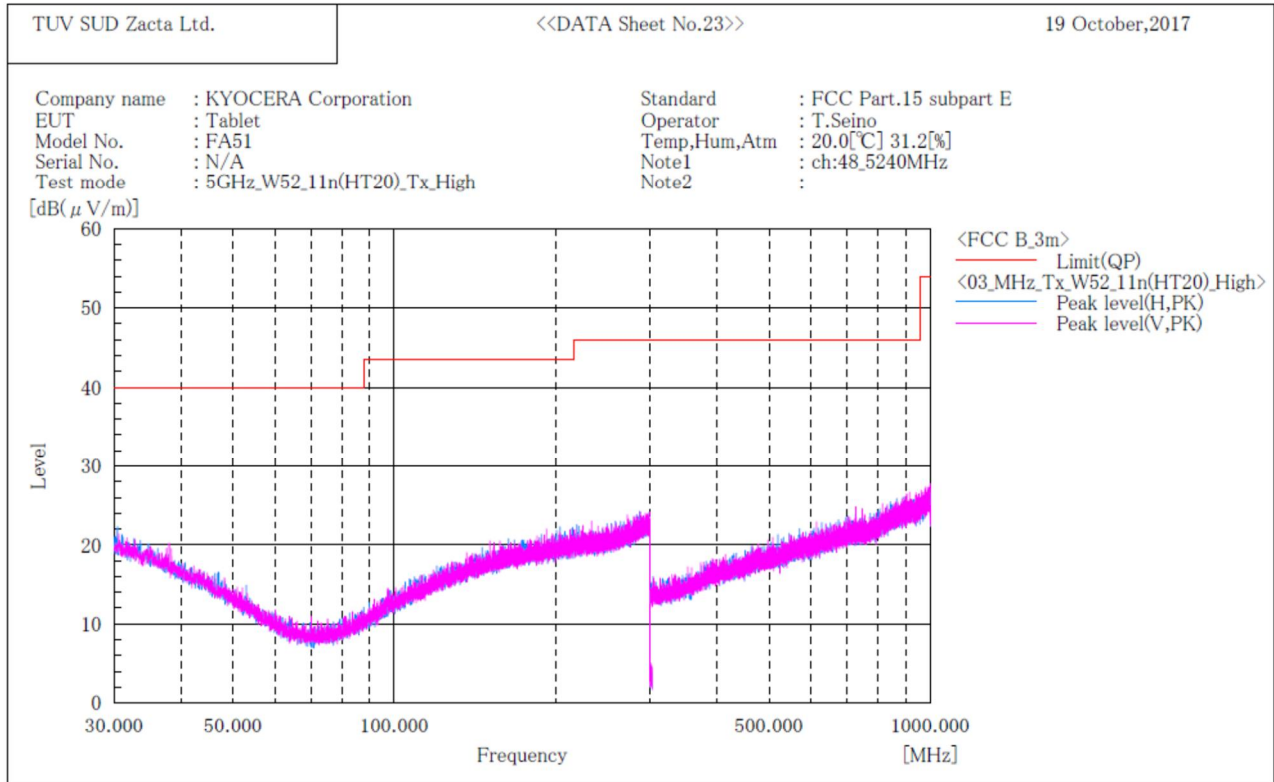
No.	Frequency [MHz]	(P)	Reading PK [dB(μV)]	c.f [dB(1/m)]	Result PK [dB(μV/m)]	Limit PK [dB(μV/m)]	Margin PK [dB]	Height [cm]	Angle [°]
1	10400.000	H	45.5	9.9	55.4	68.2	12.8	133.0	184.0

Note:

1. Emission Level (Margin) = Limit - [Reading + Factor (Antenna + Cable – Amp)]
2. No emission were detected in frequency range 18GHz to 40GHz at the 3 meters distance.

[11n(HT20)]
W52 / Channel High
BELOW 1GHz

***** RADIATED EMISSION *****
 [3m Semi-anechoic chamber]



Final Result

No.	Frequency (P)	c.f	Height	Angle
	[MHz]	[dB(1/m)]	[cm]	[°]

Note:

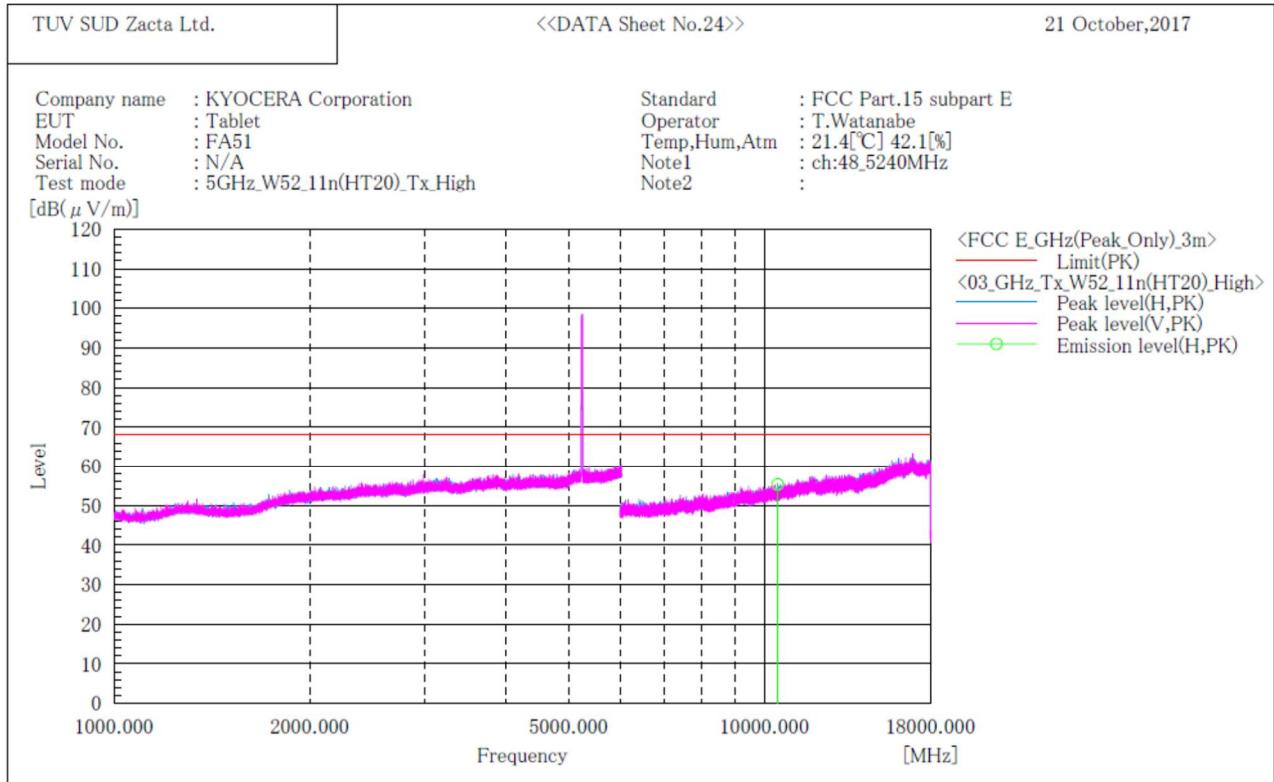
1. Emission Level (Margin) = Limit - [Reading + Factor (Antenna + Cable – Amp)]
2. No emission were detected in frequency range 9kHz to 1000MHz at the 3 meters distance.



Zacta

[11n(HT20)]
W52 / Channel High
ABOVE 1GHz

***** RADIATED EMISSION *****
 [3m Semi-anechoic chamber]



Final Result

No.	Frequency [MHz]	(P)	Reading PK [dB(μV)]	c. f [dB(1/m)]	Result PK [dB(μV/m)]	Limit PK [dB(μV/m)]	Margin PK [dB]	Height [cm]	Angle [°]
1	10480.000	H	45.3	10.0	55.3	68.2	12.9	105.0	145.0

Note:

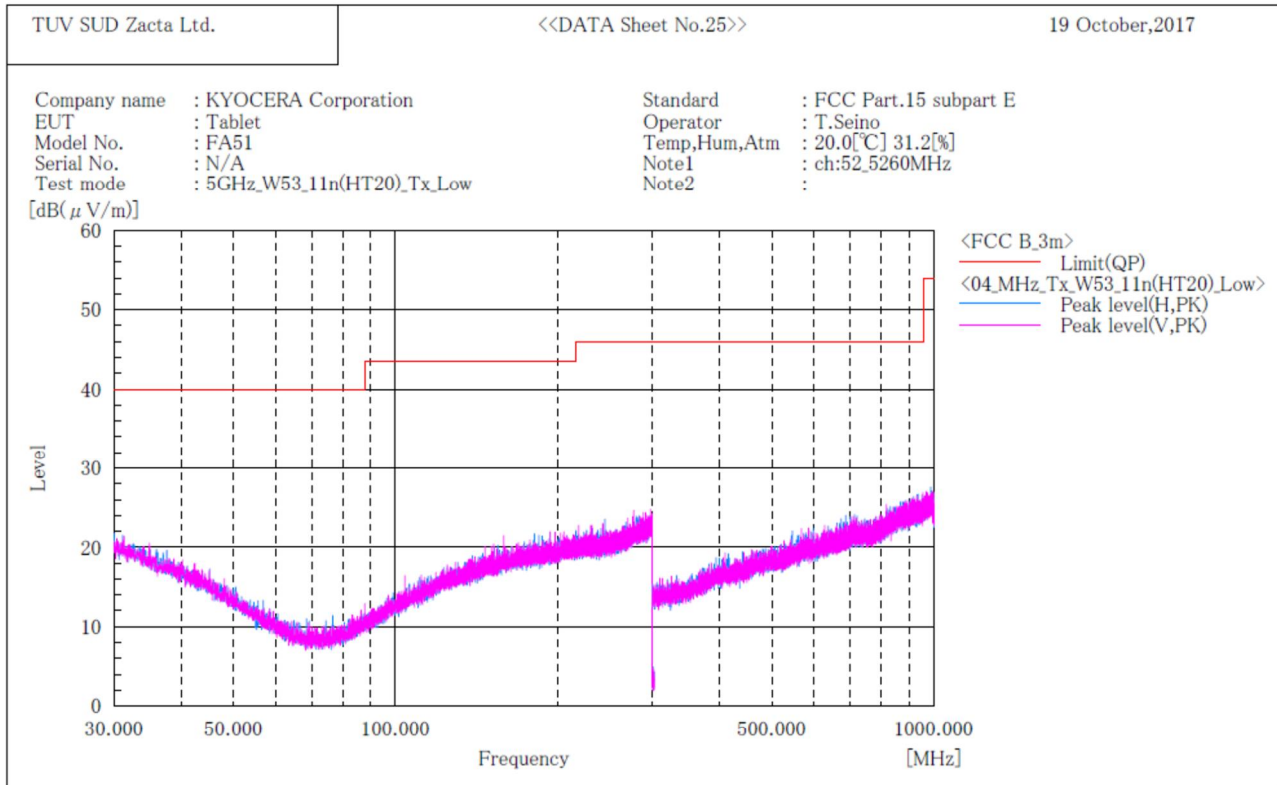
1. Emission Level (Margin) = Limit - [Reading + Factor (Antenna + Cable – Amp)]
2. No emission were detected in frequency range 18GHz to 40GHz at the 3 meters distance.



Zacta

[11n(HT20)]
W53 / Channel Low
BELOW 1GHz

***** RADIATED EMISSION *****
 [3m Semi-anechoic chamber]



Final Result

No.	Frequency (P)	c.f	Height	Angle
	[MHz]	[dB(1/m)]	[cm]	[°]

Note:

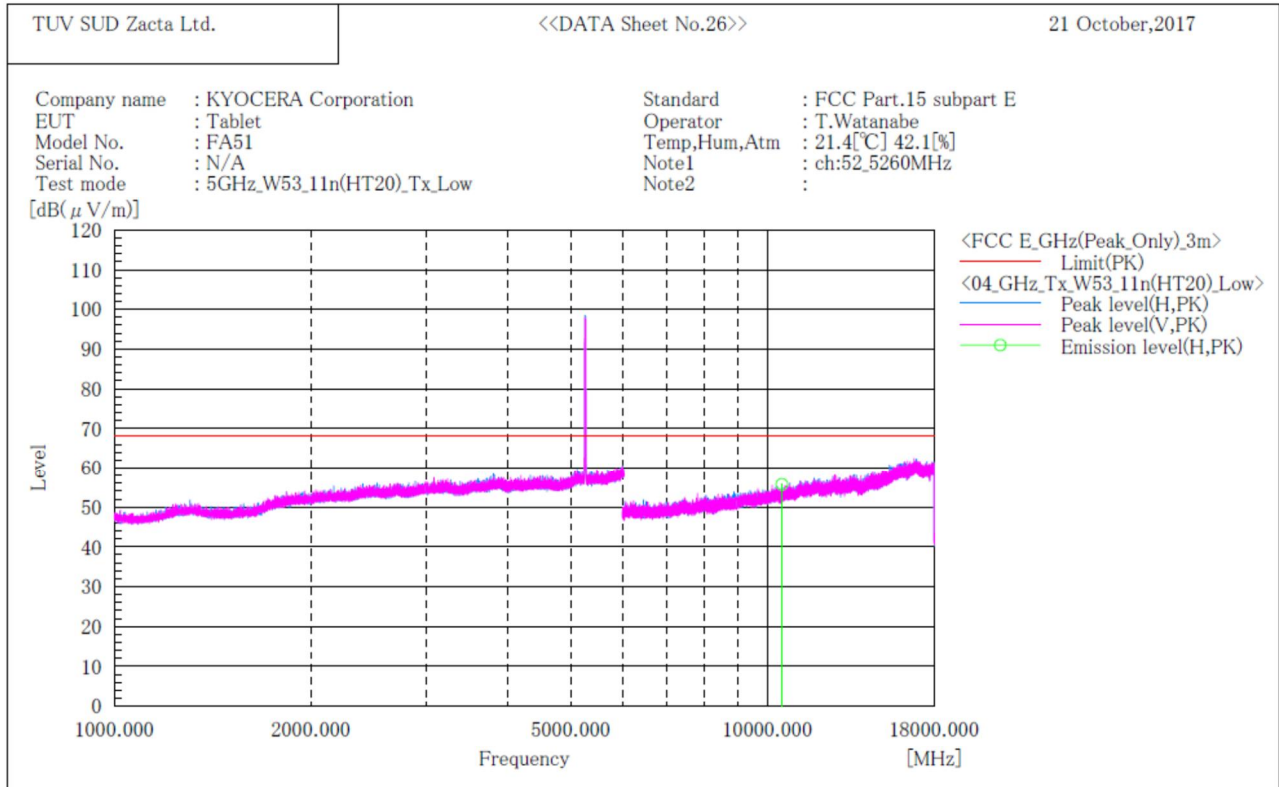
1. Emission Level (Margin) = Limit - [Reading + Factor (Antenna + Cable – Amp)]
2. No emission were detected in frequency range 9kHz to 1000MHz at the 3 meters distance.



Zacta

[11n(HT20)]
W53 / Channel Low
ABOVE 1GHz

***** RADIATED EMISSION *****
 [3m Semi-anechoic chamber]



Final Result

No.	Frequency [MHz]	(P)	Reading PK [dB(μV)]	c. f [dB(1/m)]	Result PK [dB(μV/m)]	Limit PK [dB(μV/m)]	Margin PK [dB]	Height [cm]	Angle [°]
1	10520.000	H	45.7	10.0	55.7	68.2	12.5	158.0	277.0

Note:

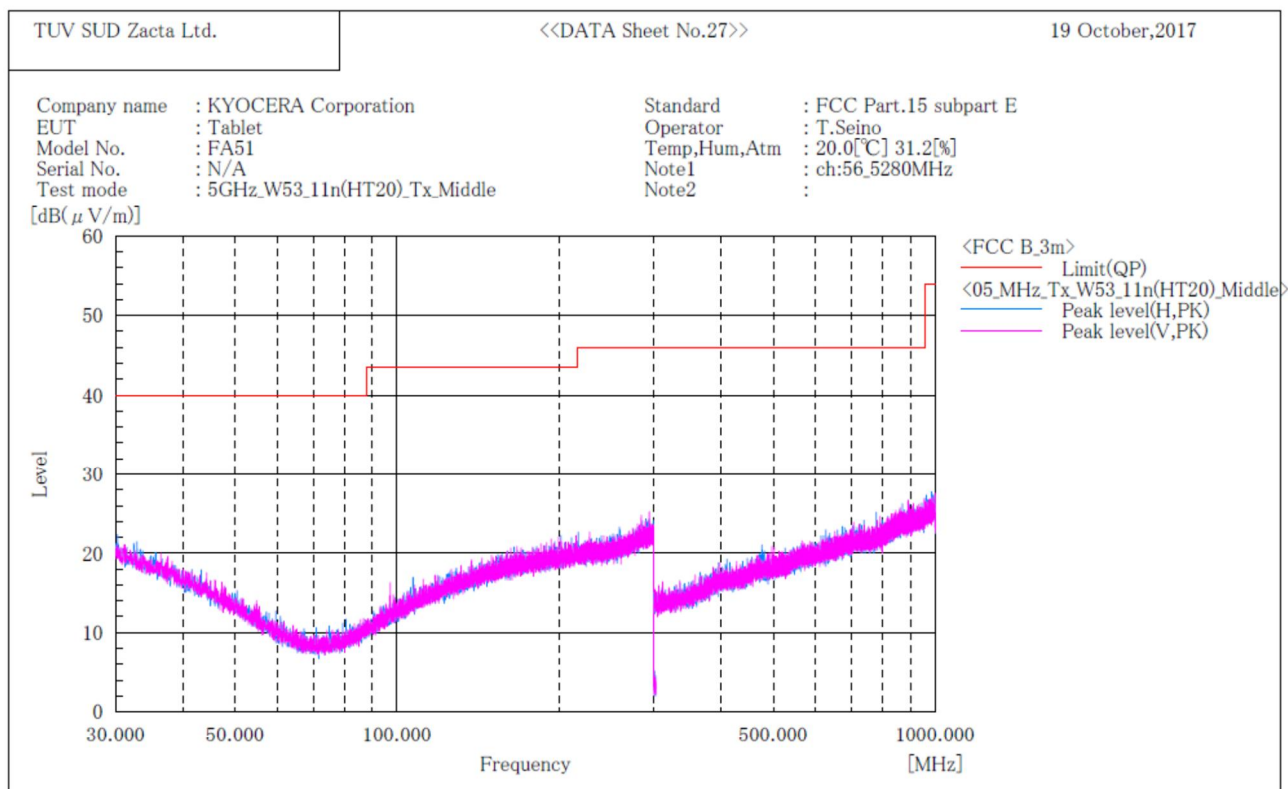
1. Emission Level (Margin) = Limit - [Reading + Factor (Antenna + Cable – Amp)]
2. No emission were detected in frequency range 18GHz to 40GHz at the 3 meters distance.



Zacta

[11n(HT20)]
W53 / Channel Middle
BELOW 1GHz

***** RADIATED EMISSION *****
 [3m Semi-anechoic chamber]



Final Result

No.	Frequency (P)	c.f	Height	Angle
	[MHz]	[dB(1/m)]	[cm]	[°]

Note:

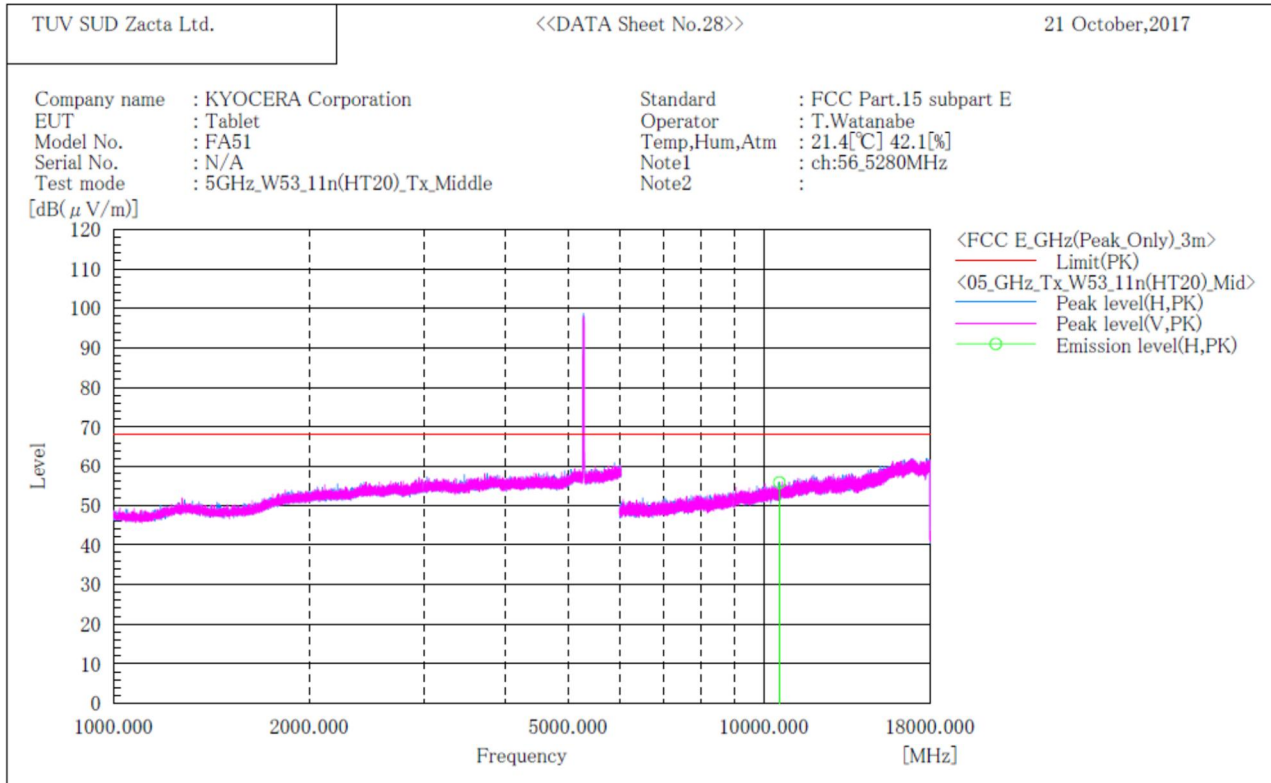
1. Emission Level (Margin) = Limit - [Reading + Factor (Antenna + Cable – Amp)]
2. No emission were detected in frequency range 9kHz to 1000MHz at the 3 meters distance.



Zacta

[11n(HT20)]
W53 / Channel Middle
ABOVE 1GHz

***** RADIATED EMISSION *****
 [3m Semi-anechoic chamber]



Final Result

No.	Frequency [MHz]	(P)	Reading PK [dB(μV)]	c. f [dB(1/m)]	Result PK [dB(μV/m)]	Limit PK [dB(μV/m)]	Margin PK [dB]	Height [cm]	Angle [°]
1	10560.000	H	45.6	10.1	55.7	68.2	12.5	182.0	125.0

Note:

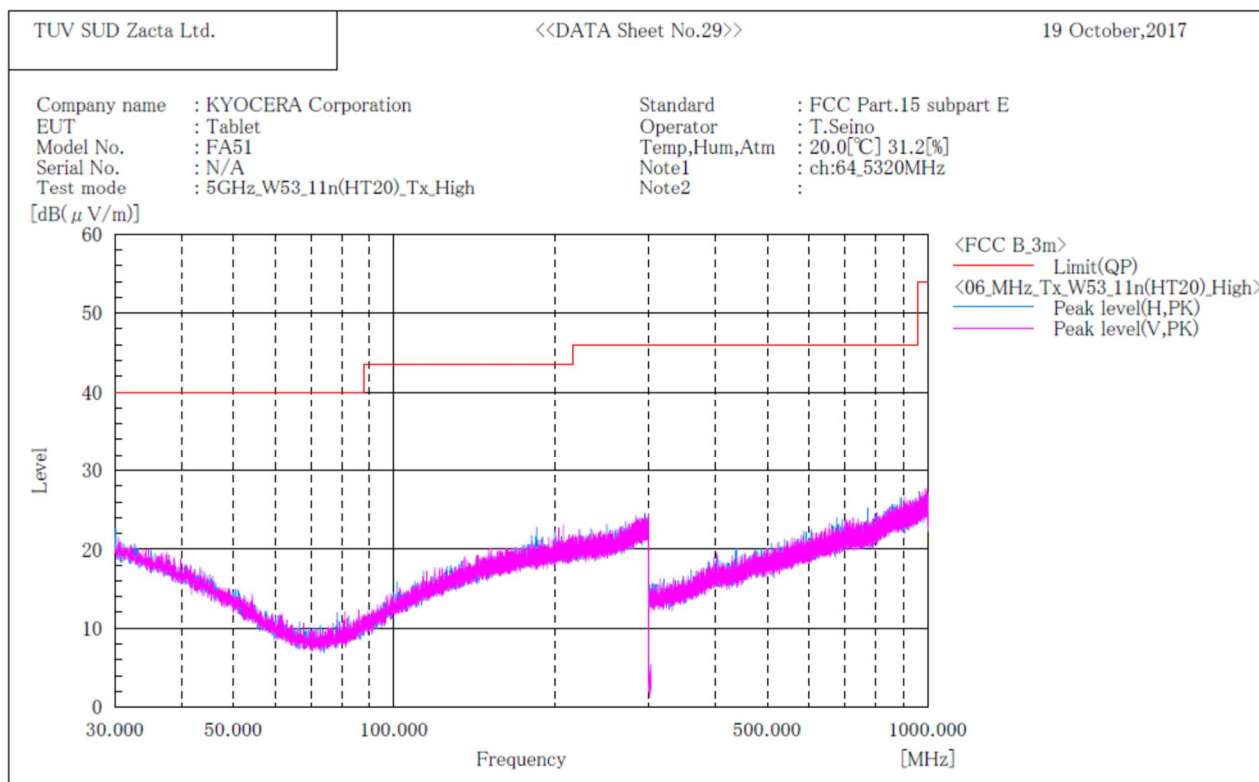
- Emission Level (Margin) = Limit - [Reading + Factor (Antenna + Cable – Amp)]
- No emission were detected in frequency range 18GHz to 40GHz at the 3 meters distance.



Zacta

[11n(HT20)]
W53 / Channel High
BELOW 1GHz

***** RADIATED EMISSION *****
 [3m Semi-anechoic chamber]



Final Result

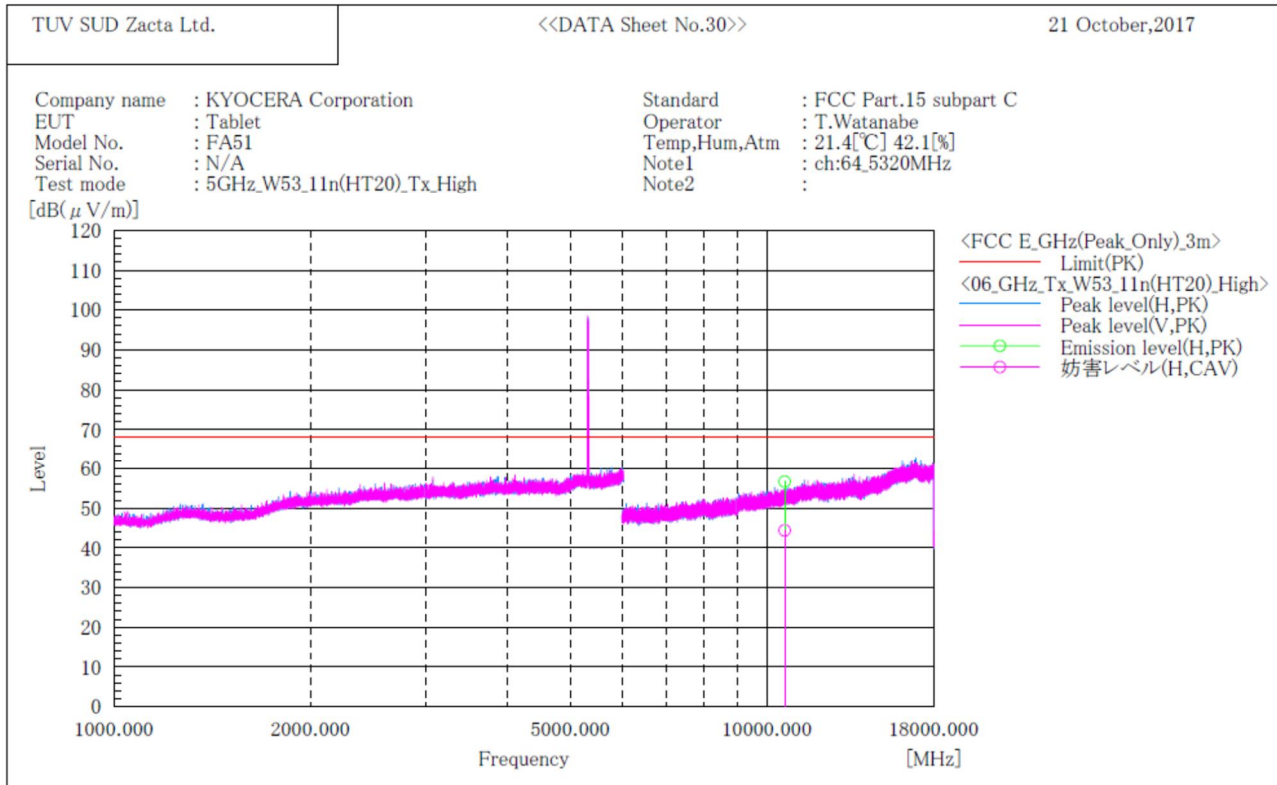
No.	Frequency (P)	c.f	Height	Angle
	[MHz]	[dB(1/m)]	[cm]	[°]

Note:

1. Emission Level (Margin) = Limit - [Reading + Factor (Antenna + Cable – Amp)]
2. No emission were detected in frequency range 9kHz to 1000MHz at the 3 meters distance.

[11n(HT20)]
W53 / Channel High
ABOVE 1GHz

***** RADIATED EMISSION *****
 [3m Semi-anechoic chamber]



Final Result

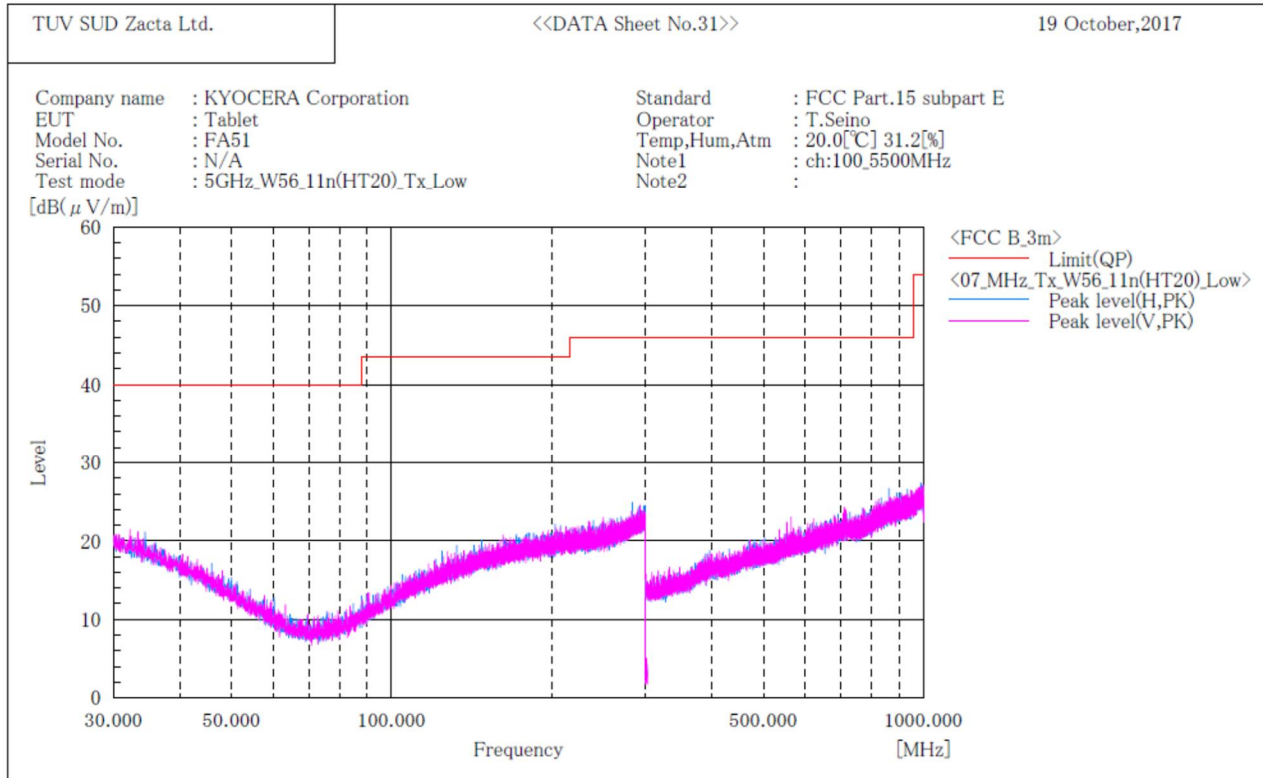
No.	Frequency [MHz]	(P)	Reading PK [dB(μV)]	Reading CAV [dB(μV)]	c.f [dB(1/m)]	Result PK [dB(μV/m)]	Result CAV [dB(μV/m)]	Limit PK [dB(μV/m)]	Margin PK [dB]	Margin CAV [dB]	Height [cm]	Angle [°]
1	10640.000	H	46.5	34.2	10.2	56.7	44.4	74.0	17.3	9.6	171.0	258.0

Note:

1. Emission Level (Margin) = Limit - [Reading + Factor (Antenna + Cable – Amp)]
2. No emission were detected in frequency range 18GHz to 40GHz at the 3 meters distance.

[11n(HT20)]
W56 / Channel Low
BELOW 1GHz

***** RADIATED EMISSION *****
 [3m Semi-anechoic chamber]



Final Result

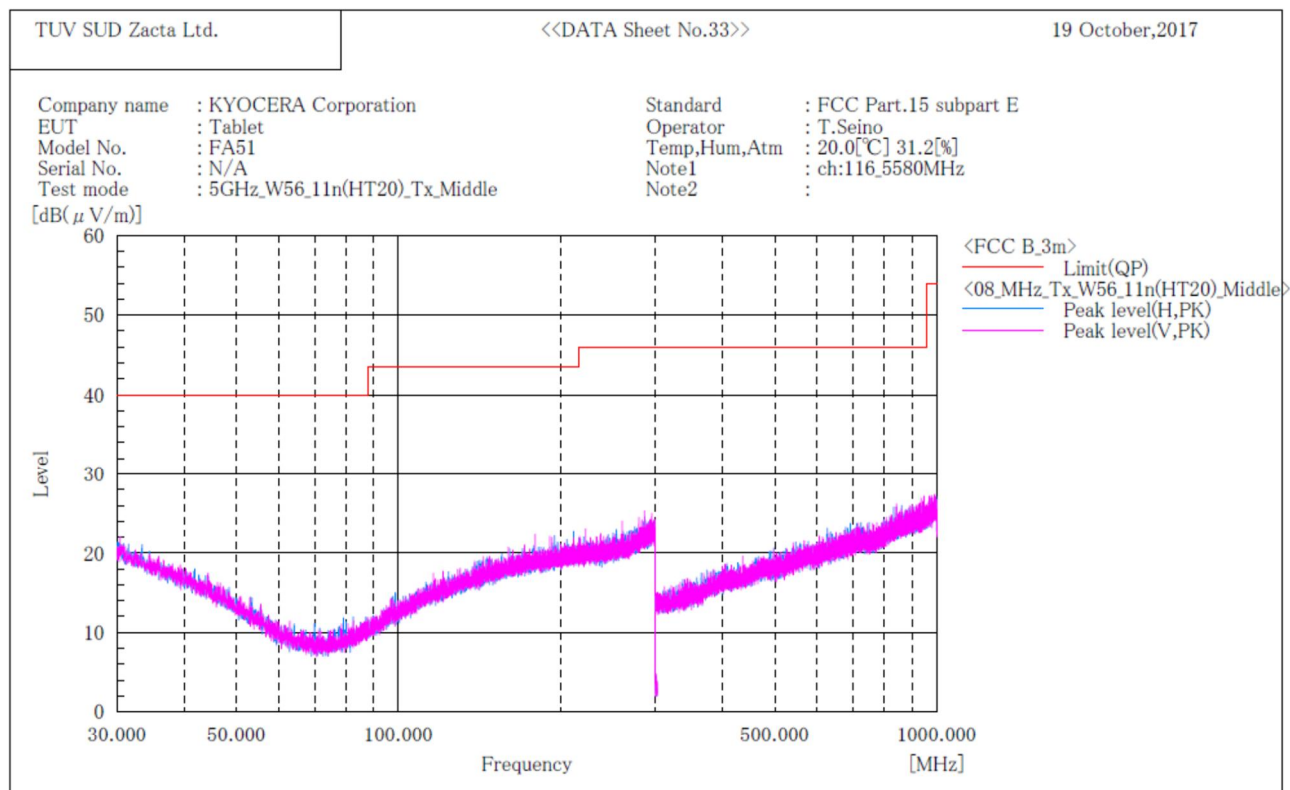
No.	Frequency (P)	c.f	Height	Angle
	[MHz]	[dB(1/m)]	[cm]	[°]

Note:

1. Emission Level (Margin) = Limit - [Reading + Factor (Antenna + Cable – Amp)]
2. No emission were detected in frequency range 9kHz to 1000MHz at the 3 meters distance.

[11n(HT20)]
W56 / Channel Middle
BELOW 1GHz

***** RADIATED EMISSION *****
 [3m Semi-anechoic chamber]



Final Result

No.	Frequency (P)	c.f	Height	Angle
	[MHz]	[dB(1/m)]	[cm]	[°]

Note:

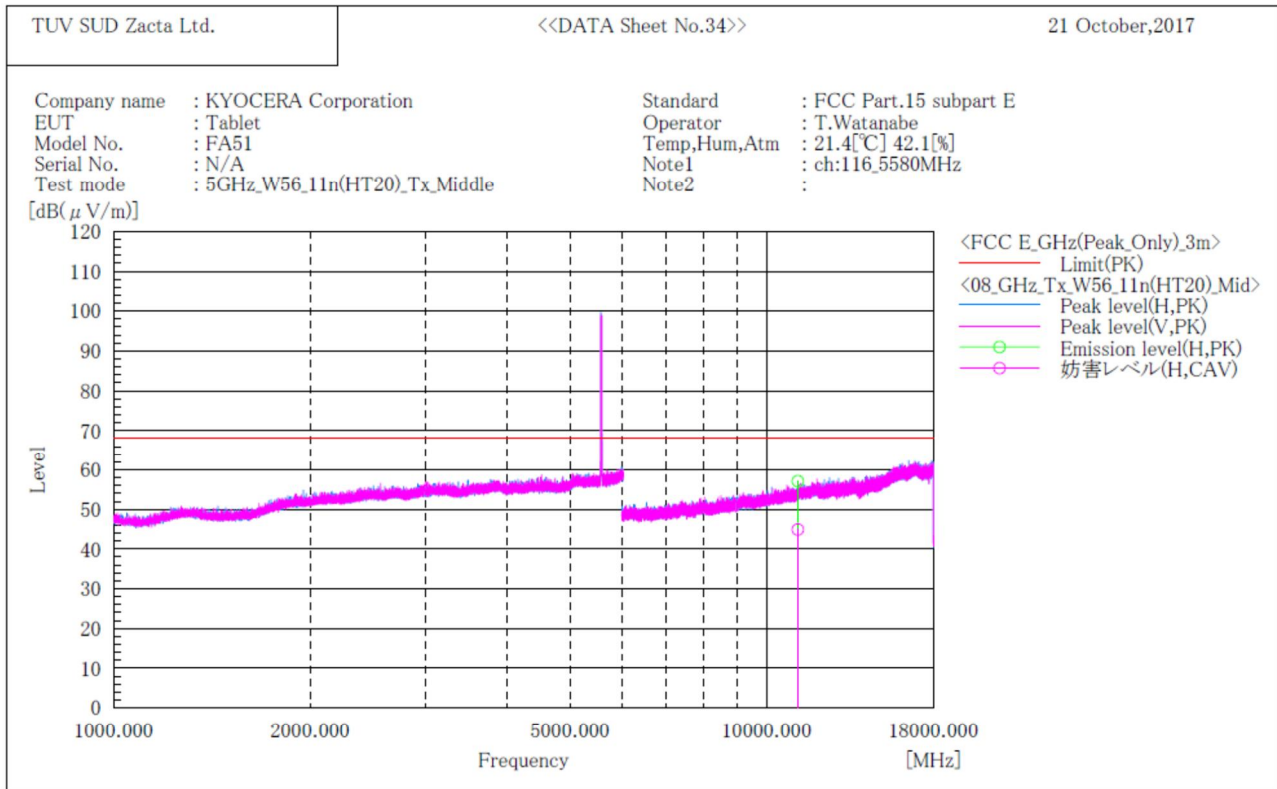
1. Emission Level (Margin) = Limit - [Reading + Factor (Antenna + Cable – Amp)]
2. No emission were detected in frequency range 9kHz to 1000MHz at the 3 meters distance.



Zacta

[11n(HT20)]
W56 / Channel Middle
ABOVE 1GHz

***** RADIATED EMISSION *****
 [3m Semi-anechoic chamber]



Final Result

No.	Frequency [MHz]	(P)	Reading PK [dB(μV)]	Reading CAV [dB(μV)]	c. f [dB(1/m)]	Result PK [dB(μV/m)]	Result CAV [dB(μV/m)]	Limit PK [dB(μV/m)]	Margin PK [dB]	Margin CAV [dB]	Height [cm]	Angle [°]
1	11160.000	H	46.2	34.0	10.9	57.1	44.9	74.0	16.9	9.1	150.0	165.0

Note:

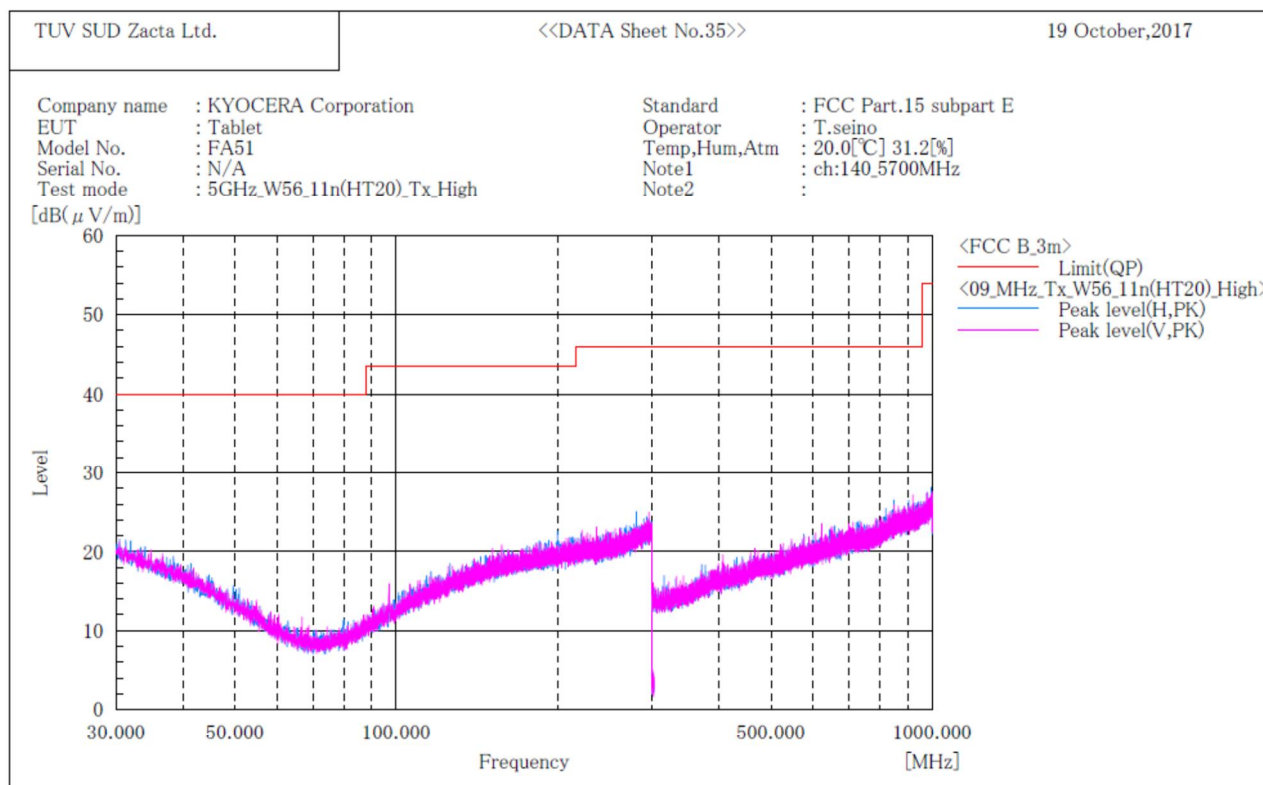
1. Emission Level (Margin) = Limit - [Reading + Factor (Antenna + Cable – Amp)]
2. No emission were detected in frequency range 18GHz to 40GHz at the 3 meters distance.



Zacta

[11n(HT20)]
W56 / Channel High
BELOW 1GHz

***** RADIATED EMISSION *****
 [3m Semi-anechoic chamber]



Final Result

No.	Frequency (P)	c.f	Height	Angle
	[MHz]	[dB(1/m)]	[cm]	[°]

Note:

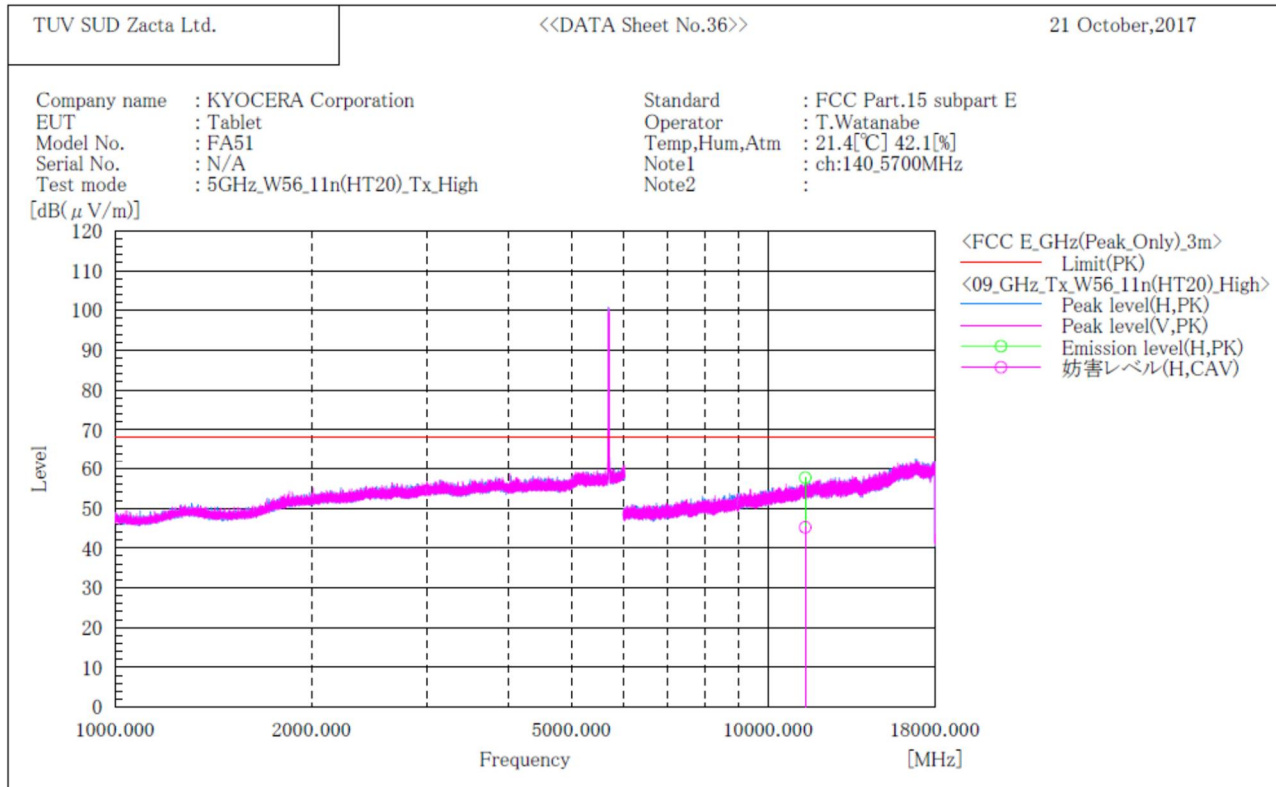
1. Emission Level (Margin) = Limit - [Reading + Factor (Antenna + Cable – Amp)]
2. No emission were detected in frequency range 9kHz to 1000MHz at the 3 meters distance.



Zacta

[11n(HT20)]
W56 / Channel High
ABOVE 1GHz

***** RADIATED EMISSION *****
 [3m Semi-anechoic chamber]



Final Result

No.	Frequency [MHz]	(P)	Reading PK [dB(μV)]	Reading CAV [dB(μV)]	c.f [dB(1/m)]	Result PK [dB(μV/m)]	Result CAV [dB(μV/m)]	Limit PK [dB(μV/m)]	Margin PK [dB]	Margin CAV [dB]	Height [cm]	Angle [°]
1	11400.000	H	46.5	34.0	11.2	57.7	45.2	74.0	16.3	8.8	161.0	287.0

Note:

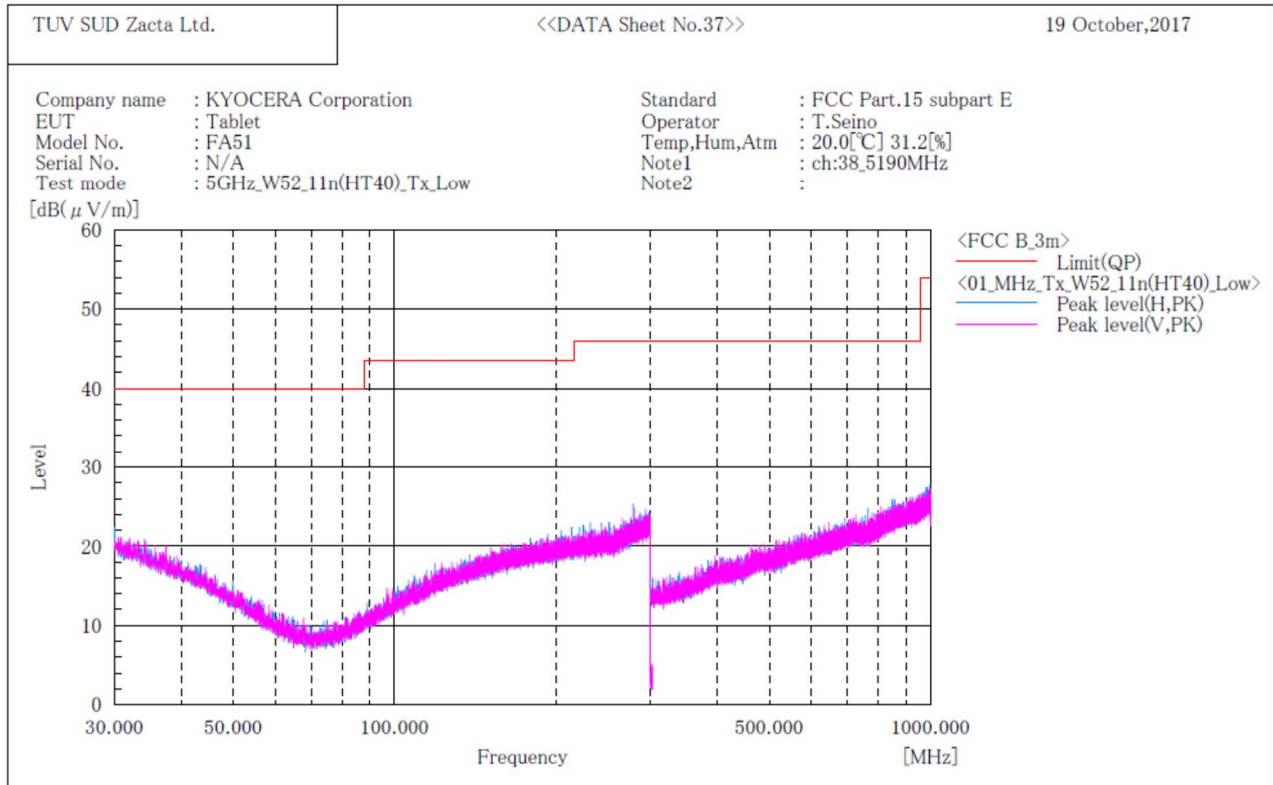
1. Emission Level (Margin) = Limit - [Reading + Factor (Antenna + Cable – Amp)]
2. No emission were detected in frequency range 18GHz to 40GHz at the 3 meters distance.



Zacta

[11n(HT40)]
W52 / Channel Low
BELOW 1GHz

***** RADIATED EMISSION *****
 [3m Semi-anechoic chamber]



Final Result

No.	Frequency (P)	c.f	Height	Angle
	[MHz]	[dB(1/m)]	[cm]	[°]

Note:

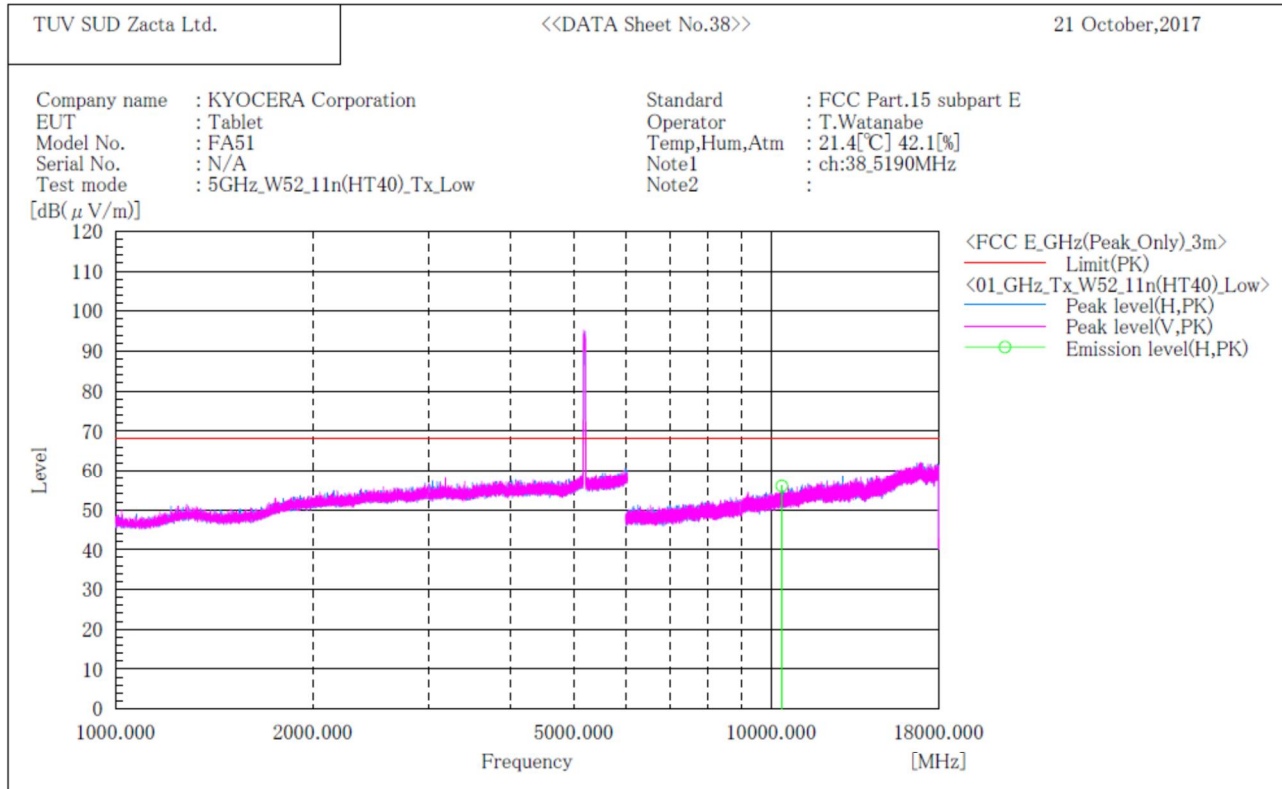
- Emission Level (Margin) = Limit - [Reading + Factor (Antenna + Cable – Amp)]
- No emission were detected in frequency range 9kHz to 1000MHz at the 3 meters distance.



Zacta

[11n(HT40)]
W52 / Channel Low
ABOVE 1GHz

***** RADIATED EMISSION *****
 [3m Semi-anechoic chamber]



Final Result

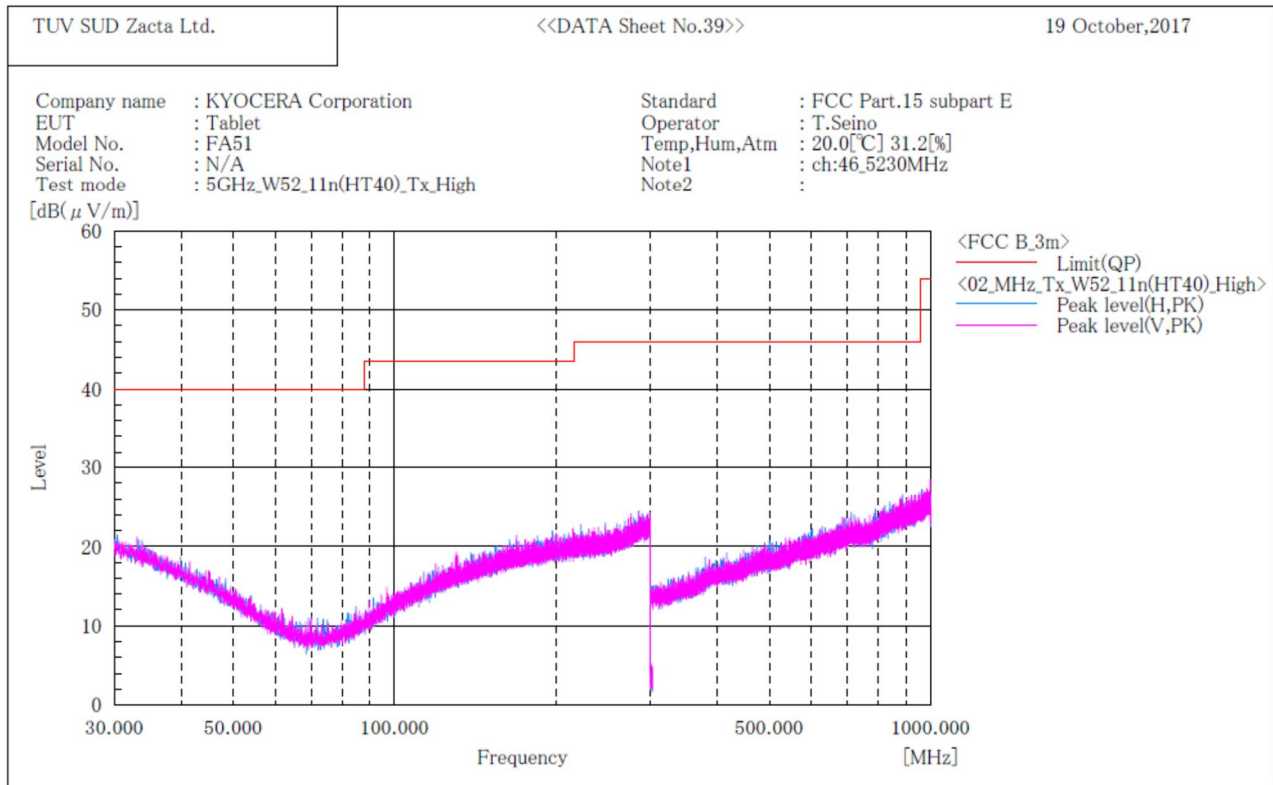
No.	Frequency [MHz]	(P)	Reading PK [dB(μV)]	c.f [dB(1/m)]	Result PK [dB(μV/m)]	Limit PK [dB(μV/m)]	Margin PK [dB]	Height [cm]	Angle [°]
1	10380.000	H	46.1	9.9	56.0	68.2	12.2	162.0	79.0

Note:

- Emission Level (Margin) = Limit - [Reading + Factor (Antenna + Cable – Amp)]
- No emission were detected in frequency range 18GHz to 40GHz at the 3 meters distance.

[11n(HT40)]
W52 / Channel High
BELOW 1GHz

***** RADIATED EMISSION *****
 [3m Semi-anechoic chamber]



Final Result

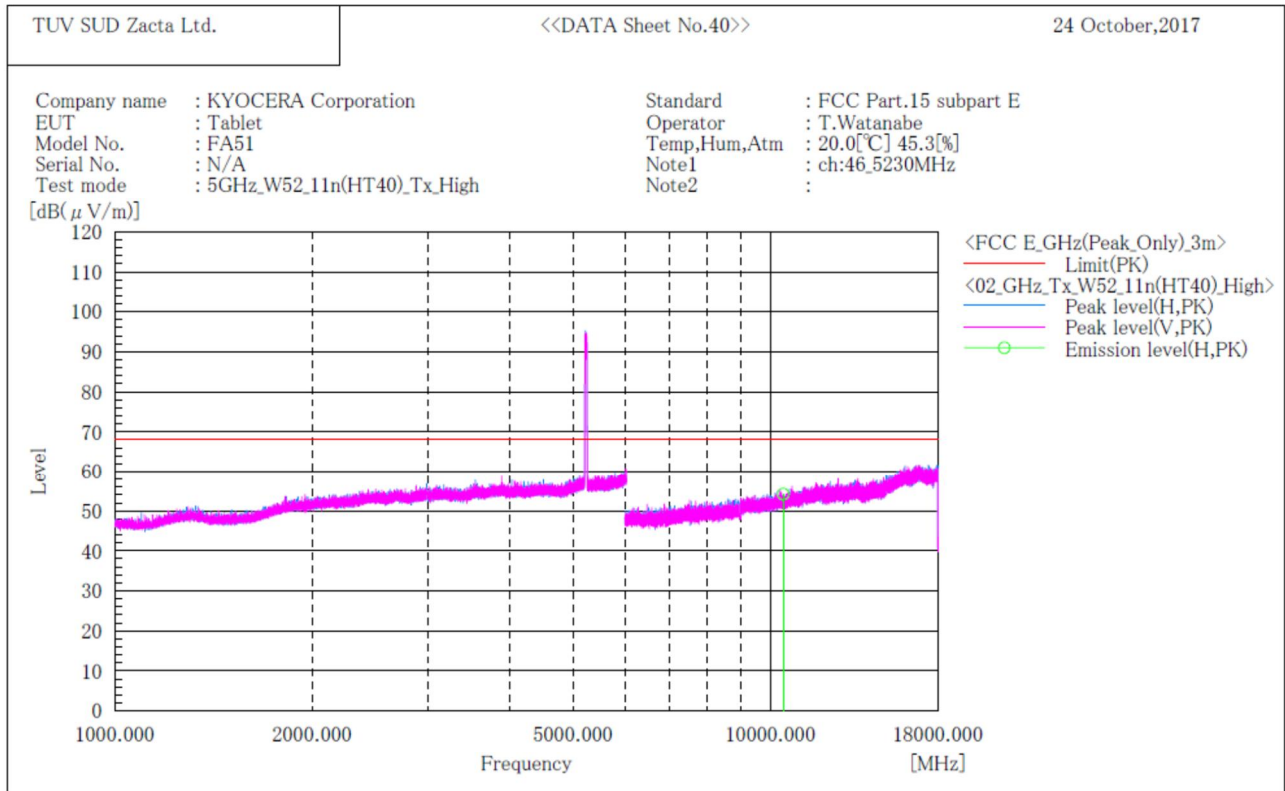
No.	Frequency (P)	c.f	Height	Angle
	[MHz]	[dB(1/m)]	[cm]	[°]

Note:

- Emission Level (Margin) = Limit - [Reading + Factor (Antenna + Cable – Amp)]
- No emission were detected in frequency range 9kHz to 1000MHz at the 3 meters distance.

[11n(HT40)]
W52 / Channel High
ABOVE 1GHz

***** RADIATED EMISSION *****
 [3m Semi-anechoic chamber]



Final Result

No.	Frequency [MHz]	(P)	Reading PK [dB(μV)]	c. f [dB(1/m)]	Result PK [dB(μV/m)]	Limit PK [dB(μV/m)]	Margin PK [dB]	Height [cm]	Angle [°]
1	10460.000	H	44.2	10.0	54.2	68.2	14.0	134.0	283.0

Note:

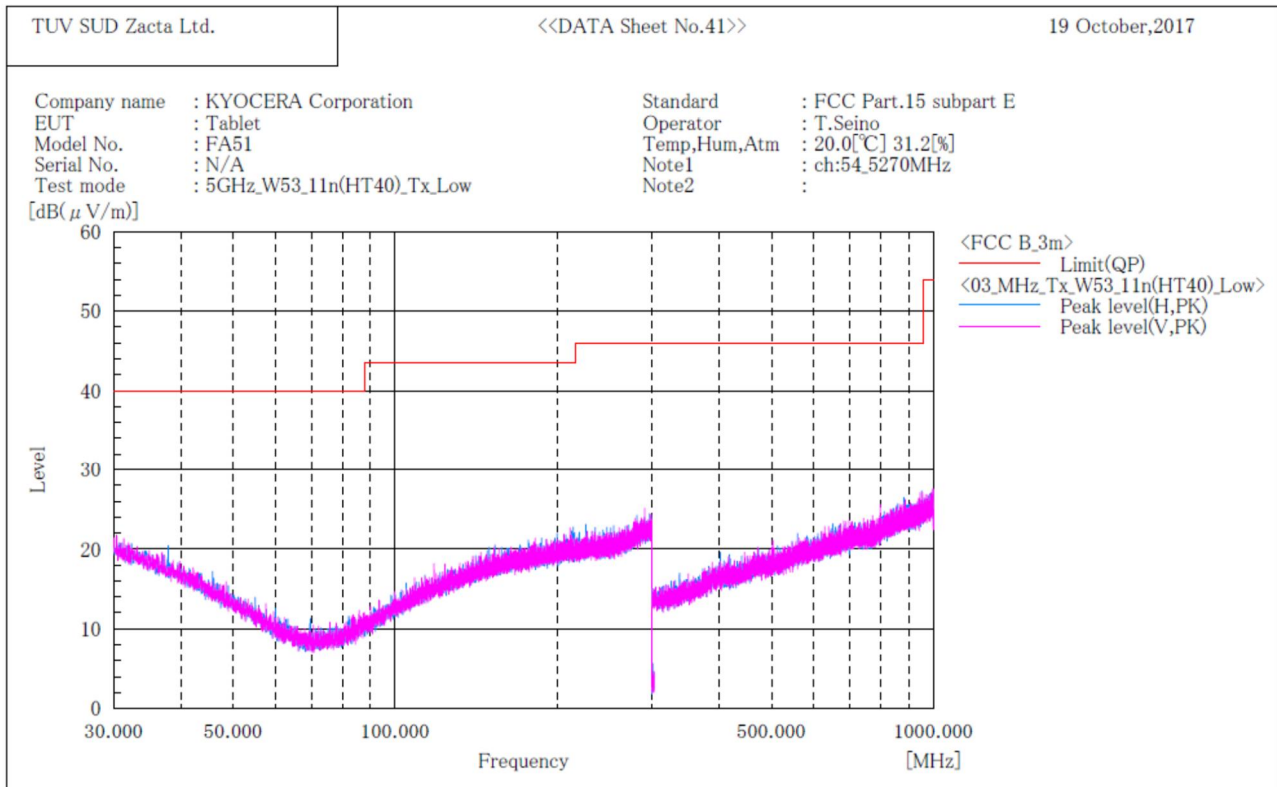
1. Emission Level (Margin) = Limit - [Reading + Factor (Antenna + Cable – Amp)]
2. No emission were detected in frequency range 18GHz to 40GHz at the 3 meters distance.



Zacta

[11n(HT40)]
W53 / Channel Low
BELOW 1GHz

***** RADIATED EMISSION *****
 [3m Semi-anechoic chamber]



Final Result

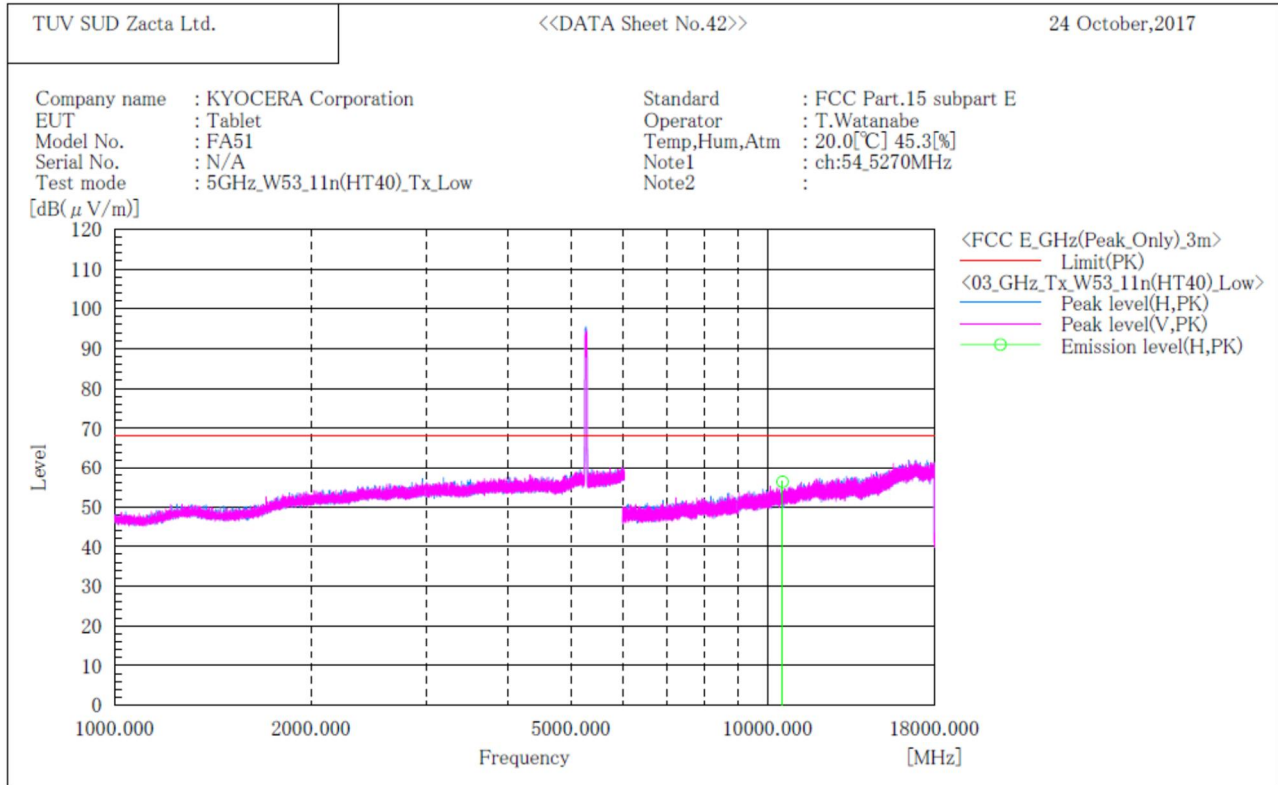
No.	Frequency (P)	c.f	Height	Angle
	[MHz]	[dB(1/m)]	[cm]	[°]

Note:

1. Emission Level (Margin) = Limit - [Reading + Factor (Antenna + Cable – Amp)]
2. No emission were detected in frequency range 9kHz to 1000MHz at the 3 meters distance.

[11n(HT40)]
W53 / Channel Low
ABOVE 1GHz

***** RADIATED EMISSION *****
 [3m Semi-anechoic chamber]



Final Result

No.	Frequency [MHz]	(P)	Reading PK [dB(μV)]	c.f [dB(1/m)]	Result PK [dB(μV/m)]	Limit PK [dB(μV/m)]	Margin PK [dB]	Height [cm]	Angle [°]
1	10540.000	H	46.2	10.1	56.3	68.2	11.9	160.0	230.0

Note:

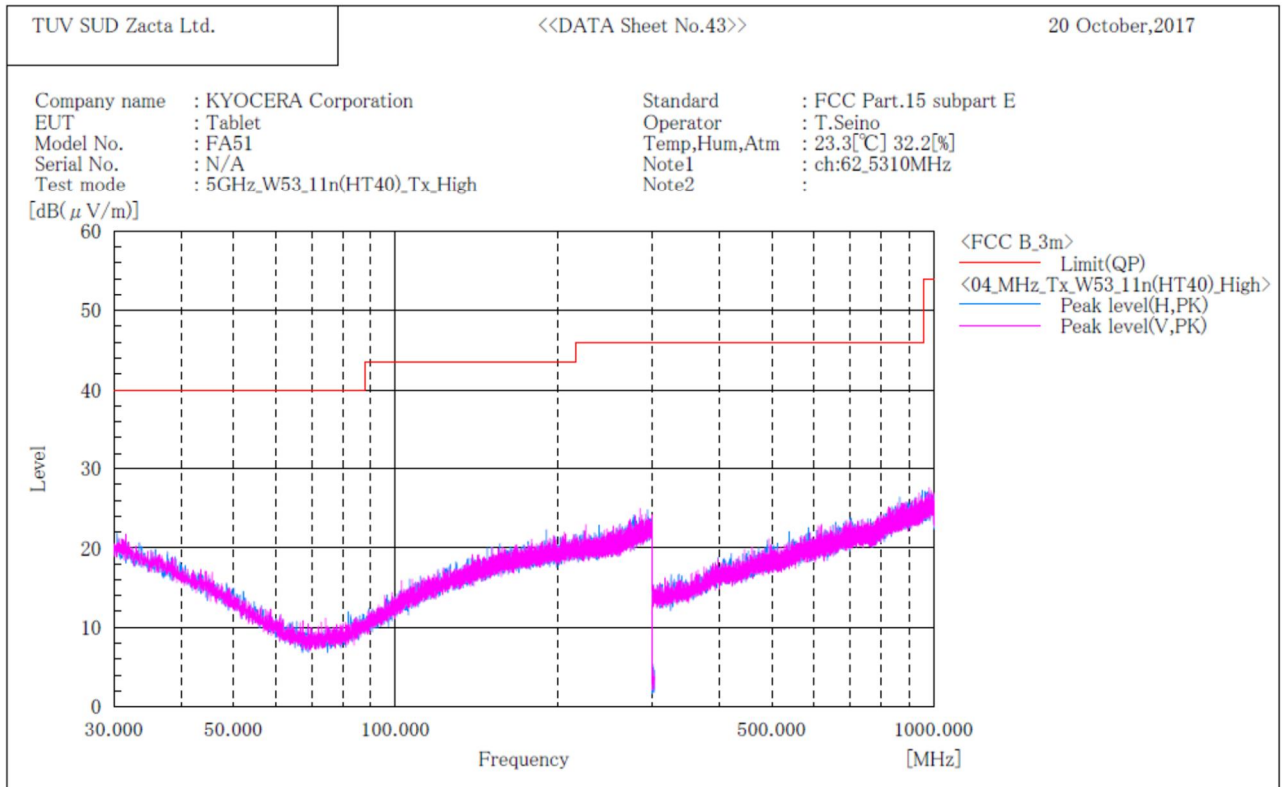
1. Emission Level (Margin) = Limit - [Reading + Factor (Antenna + Cable – Amp)]
2. No emission were detected in frequency range 18GHz to 40GHz at the 3 meters distance.



Zacta

[11n(HT40)]
W53 / Channel High
BELOW 1GHz

***** RADIATED EMISSION *****
 [3m Semi-anechoic chamber]



Final Result

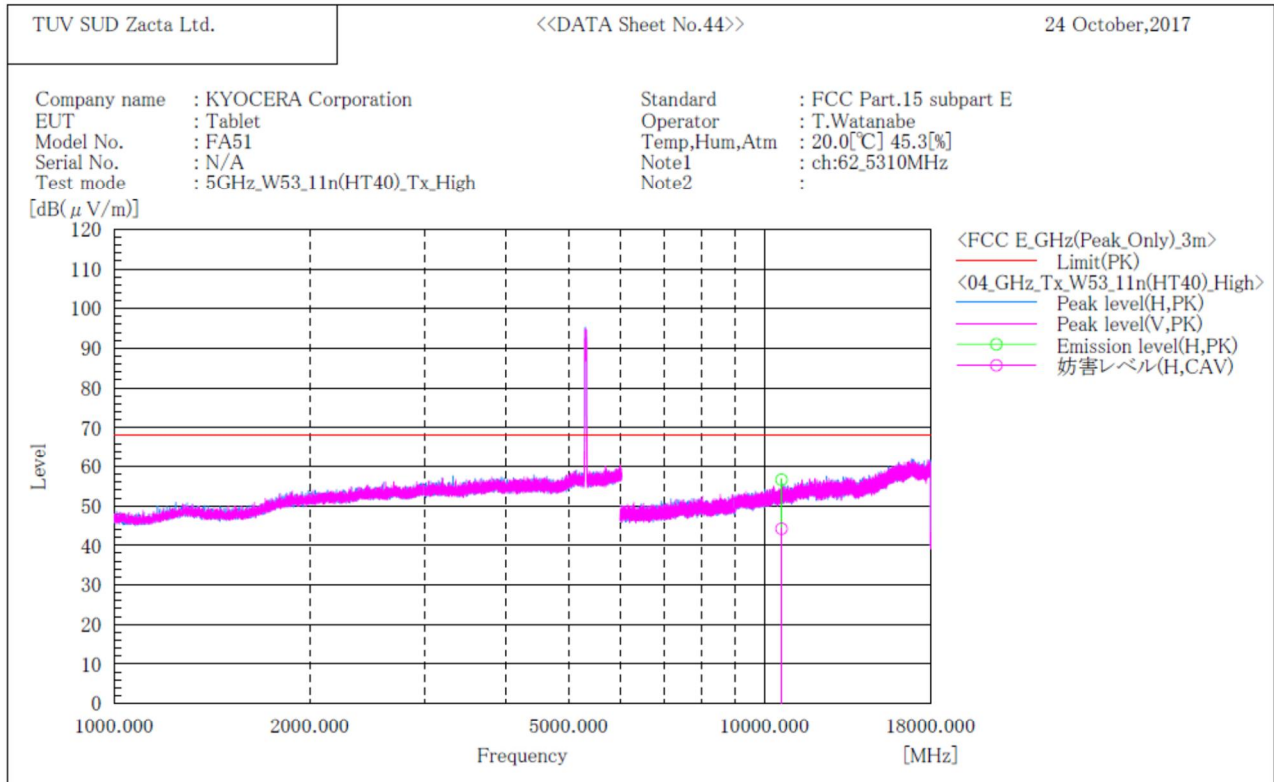
No.	Frequency (P)	c.f	Height	Angle
	[MHz]	[dB(1/m)]	[cm]	[°]

Note:

1. Emission Level (Margin) = Limit - [Reading + Factor (Antenna + Cable – Amp)]
2. No emission were detected in frequency range 9kHz to 1000MHz at the 3 meters distance.

[11n(HT40)]
W53 / Channel High
ABOVE 1GHz

***** RADIATED EMISSION *****
 [3m Semi-anechoic chamber]



Final Result

No.	Frequency [MHz]	(P)	Reading PK [dB(μV)]	Reading CAV [dB(μV)]	c.f [dB(1/m)]	Result PK [dB(μV/m)]	Result CAV [dB(μV/m)]	Limit PK [dB(μV/m)]	Margin PK [dB]	Margin CAV [dB]	Height [cm]	Angle [°]
1	10620.000	H	46.4	34.0	10.2	56.6	44.2	74.0	17.4	9.8	168.0	217.0

Note:

1. Emission Level (Margin) = Limit - [Reading + Factor (Antenna + Cable – Amp)]
2. No emission were detected in frequency range 18GHz to 40GHz at the 3 meters distance.