
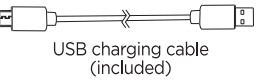
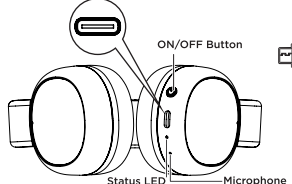




Model: VB28 Series
Wireless Headphones

CHARGING THE HEADPHONES



CHARGE BEFORE USE

The LED indicator (located on the right ear cup) will glow red while the headphones are charging, and will automatically turn off once fully charged.

- LED flash red and a voice prompt will alert you when battery level is low.

POWER ON/OFF - Press and hold the **Button** for 2 seconds to turn the headphones ON, Press and hold the **power Button** for 3 seconds to turn the headphones OFF.

BLUETOOTH PAIRING

- Press and hold the **Button** for 2 seconds to turn the headphones ON. The headphones will enter pairing mode and the **LED indicator** will flash blue and red.

- Select 'T2G-VB28' on your Bluetooth*-enabled device to connect.

- A voice prompt will sound and blue LED indicator will be flashing slowly once every 10 seconds when pairing is complete. Once paired, headphones will automatically connect to your Bluetooth* device whenever it is in range.

- When audio is playing, press the **Button** to play or pause.

- Use the controls on your device to navigate tracks and adjust the volume.

- To reset Bluetooth*, press and hold the power button three times while in pairing mode.

SPEAKERPHONE

- Press the **Button** to accept an incoming phone call, Blue LED indicator turn solid on.

- Press and hold the **Button** to reject an incoming call.

- Press the **Button** to end a phone call.

When NOT connected to Bluetooth* device, the unit will auto power off after 5 minutes.

WARNING: For your safety, do not use headphones if they would prevent you from hearing warning sounds, such as while riding a bike, crossing the street, etc.

IMPORTANT SAFETY INSTRUCTIONS - Please heed all warnings, read and follow all instructions and keep these instructions handy for future reference. Only use an UL/ETL certified charging adapter (not included), and the supplied USB charging cable. Never leave the device unattended when charging. Always charge lithium devices on a non-flammable surface - wooden tables, carpeted floors and bedding are not recommended charging surfaces. Keep batteries out of the reach of infants and small children.

GENERAL BATTERY PRECAUTIONS - Never use or charge a battery if it appears to be leaking, or in any way abnormal. Avoid charging battery when the temperature is not within 5°C - 35° C (41° - 95° Fahrenheit). Never expose a battery to any liquid, or to excessive heat such as direct sunlight or fire. Never leave in an unventilated vehicle where excessive internal temperatures may be encountered.

WARNING/DISPOSAL OF UNIT - Do NOT attempt to change or disassemble the built-in battery. Doing so will void the warranty and could cause personal injury and damage to your device. Do not dispose of batteries in the household trash or fire. Always dispose of used batteries/electronics in accordance with the prevailing community regulations. To find a drop-off location near you, visit www.call2recycle.org



FCC Information

This equipment complies with FCC RF radiation exposure limits set forth for an uncontrolled environment.

This device complies with Part 15 of the FCC Rules, operation is subject to the following two conditions: (1) This device may not cause harmful interference, and (2) this device must accept any interference received, including interference that may cause undesired operation.

- Warning: Changes or modifications to this unit not expressly approved by the party responsible for compliance could void the user's authority to operate the equipment.
- NOTE: This equipment has been tested and found to comply with the limits for a Class B digital device, pursuant to Part 15 of the FCC Rules.

These limits are designed to provide reasonable protection against harmful interference in a residential installation. This equipment generates, uses and can radiate radio frequency energy and, if not installed and used in accordance with the instructions, may cause harmful interference to radio communications. However, there is no guarantee that interference will not occur in a particular installation. If this equipment does cause harmful interference to radio or television reception, which can be determined by turning the equipment off and on, the user is encouraged to try to correct the interference by one or more of the following measures:

- Reorient or relocate the receiving antenna.
- Increase the separation between the equipment and receiver.
- Connect the equipment into an outlet on a circuit different from that to which the receiver is connected.
- Consult the dealer or an experienced radio/TV technician for help.

CAN ICES-3 (B) / NMB-3(B)

ISED Information

This equipment complies with IC RSS-102 radiation exposure limits set forth for an uncontrolled environment.

This device contains licence-exempt transmitter(s)/receiver(s) that comply with Innovation, Science and Economic Development Canada's licence-exempt RSS(s). Operation is subject to the following two conditions:

- (1) This device may not cause interference.
- (2) This device must accept any interference, including interference that may cause undesired operation of the device.

The device comply with ISED RF exposure requirement, users can obtain Canadian information on RF exposure and compliance.

Any Changes or modifications not expressly approved by the party responsible for compliance could void the user's authority to operate the equipment.

Cet équipement est conforme aux limites d'exposition aux radiations IC CNR-102 établies pour un environnement non contrôlé. L'émetteur/récepteur exempt de licence contenu dans le présent appareil est conforme aux CNR d'Innovation, Sciences et Développement économique Canada applicables aux appareils radio exempts de licence. L'exploitation est autorisée aux deux conditions suivantes :

- (1) L'appareil ne doit pas produire de brouillage;
- (2) L'appareil doit accepter tout brouillage radioélectrique subi, même si le brouillage est susceptible d'en compromettre le fonctionnement.

L'appareil est conforme aux exigences d'exposition RF ISED, les utilisateurs peuvent obtenir des informations canadiennes sur l'exposition aux RF et la conformité.

Tout changement ou modification non expressément approuvé par la partie responsable de la conformité pourrait annuler le droit de l'utilisateur à utiliser l'équipement.



To prevent possible hearing damage, do not listen at high volume levels for long periods.

THIS IS NOT A TOY.

VB28_112124-A

©2024 Tech2Go

All Rights Reserved.

Printed in China