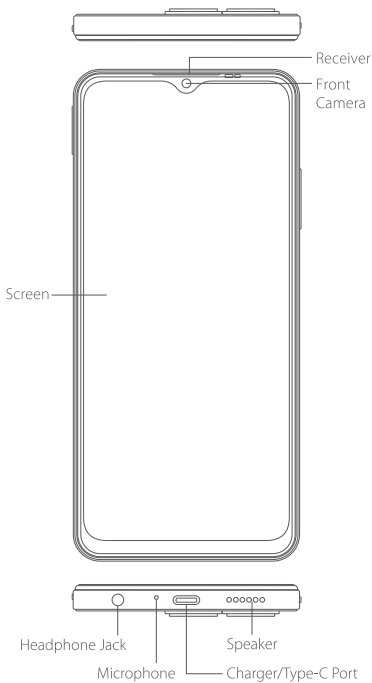
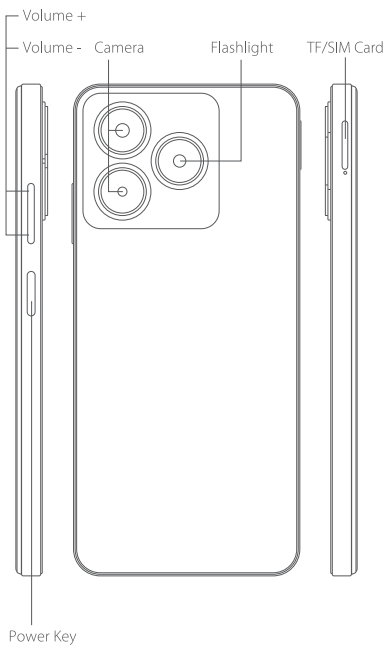


Blackview
— Enjoy Smart Life —
Smart phone
WAVE 8C Series

<http://www.blackview.hk>



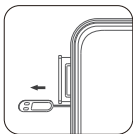




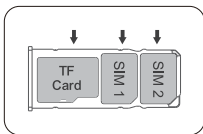
❶ How to insert the card

To make sure your smartphone be able to call, put the SIM card in the following order.

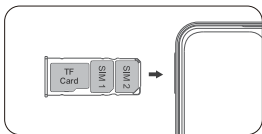
- Press the card pin into the side hole and then the card tray pops up and pull out it.



- Take out the card slot and place the Nano card or Nano card and TF card with the metal side facing down. Make sure the bevel angle is aligned with the bevel angle of the card slot and placed in the corresponding card slot.



- Insert the card holder into the phone in the direction of the arrow.



② How to boot

Non-removable battery

Press the power button for 3-5 seconds to boot

③ How to send SMS, MMS

SMS

- Open the SMS app
- Select New Information
- Enter a phone number or browse your contacts
- Select Edit Information and enter your text
- Send ➤

MMS - video

- When writing a text message
- Select images, videos or other files you want to add, even You can take a new picture or video right away.
- Selecting or sending ➤

④ Language switching settings

- Main menu—settings—system setting—language and input method
- Language and input method—language—language adding
- Select the language you need, the system will automatically jump back to the language interface.
- Select the icon after the language bar and drag it to the first one.

FCC Statement

This device complies with Part 15 of the FCC rules. Operation is subject to the following two conditions: 1) this device may not cause harmful interference, and 2) this device must accept any interference received, including interference that may cause undesired operation.

Note: This equipment has been tested and found to comply with the limits for a Class B digital device, pursuant to part 15 of the FCC Rules. These limits are designed to provide reasonable protection against harmful interference in a residential installation.

This equipment generates uses and can radiate radio frequency energy and, if not installed and used in accordance with the instructions, may cause harmful interference to radio communications. However, there is no guarantee that interference will not occur in particular installation. If this equipment does cause harmful interference to radio or television reception, which can be determined by turning the equipment off and on, the user is encouraged to try to correct the interference by one or more of the following measures:

- Reorient or relocate the receiving antenna.
- Increase the separation between the equipment and receiver.
- Connect the equipment into an outlet on a circuit different from that to which the receiver is connected.
- Consult the dealer or an experienced radio/TV technician for help.

Changes or modifications not expressly approved by the party responsible for compliance could void the user's authority to operate the equipment.

RF Exposure Statement

SAR tests are conducted using standard operating positions According FCC standards with the device transmitting at its highest certified power level in all tested frequency bands, although the SAR is determined at the highest certified power level, the actual SAR level of the device while operating can be well below the maximum value.

This model product has been tested and meets the FCC RF exposure guidelines with the test distance 0 mm for head and 10mm for body worn. The highest SAR_{1g} value is 0.889 W/Kg.

The use of belt clips, holsters and similar accessories should not contain metallic components in its assembly. The use of accessories that do not satisfy these requirements may not comply with FCC exposure requirements, and should be avoided.

ISED compliance statement

This device contains licence-exempt transmitter(s)/receiver(s) that comply with Innovation, Science and Economic Development Canada's licence-exempt RSS(s). Operation is subject to the following two conditions:

- (1) This device may not cause interference.
- (2) This device must accept any interference, including interference that may cause undesired operation of the device.

L'émetteur/récepteur exempt de licence contenu dans le présent appareil est conforme aux CNR d'Innovation, Sciences et Développement économique Canada applicables aux appareils radio exempts de licence.

L'exploitation est autorisée aux deux conditions suivantes :

- (1) L'appareil ne doit pas produire de brouillage;
- (2) L'appareil doit accepter tout brouillage radioélectrique subi, même si le brouillage est susceptible d'en compromettre le fonctionnement.

ISED RF Exposure statement

SAR tests are conducted using standard operating positions According ISED standards with the device transmitting at its highest certified power level in all tested frequency bands, although the SAR is determined at the highest certified power level, the actual SAR level of the device while operating can be well below the maximum value.

This model product has been tested and meets the ISED RF exposure guidelines with the SAR test with distance 0 mm for head and 10mm for body worn. The highest SAR_{1g} value is 0.889 W/Kg. The use of belt clips, holsters and similar accessories should not contain metallic components in its assembly. The use of accessories that do not satisfy these requirements may not comply with RF exposure requirements, and should be avoided.

Les tests SAR sont effectués en utilisant des positions de fonctionnement standard conformément aux normes ISDE avec l'appareil transmettant à son niveau de puissance certifié le plus élevé dans toutes les bandes de fréquences testées, bien que le SAR soit déterminé au niveau de puissance certifié le plus élevé, le niveau SAR réel de l'appareil pendant le fonctionnement peut être bien inférieur à la valeur maximale.

Ce modèle de produit a été testé et répond aux directives d'exposition RF ISDE avec le test SAR à une distance de 0 mm pour la tête et de 10 mm pour le corps. La valeur SAR_{1g} la plus élevée est de 0,889 W/Kg. L'utilisation de clips de ceinture, d'étuis et d'accessoires similaires ne doit pas contenir de composants métalliques dans son assemblage. L'utilisation d'accessoires qui ne satisfont pas à ces exigences peut ne pas être conforme aux exigences d'exposition RF et doit être évitée.

The device is restricted to indoor use only when operating in the 5150 to 5250MHz frequency range.

L'appareil est limité à une utilisation en intérieur uniquement lorsqu'il fonctionne dans la plage de fréquences de 5 150 à 5 250 MHz.



Follow Blackview communtiy, a place where you
can share and discuss with Blackview user
keep posted with most up-to-day news