

1715	10	QPSK	1/0	13.04	V	7.95	0.79	20.20	30
1732.5	10	QPSK	1/49	12.84	V	7.95	0.79	20.00	30
1750	10	QPSK	1/0	12.85	V	7.95	0.79	20.01	30
1715	10	QPSK	1/0	14.33	H	7.95	0.79	21.49	30
1732.5	10	QPSK	1/49	14.08	H	7.95	0.79	21.24	30
1750	10	QPSK	1/0	14.19	H	7.95	0.79	21.35	30
1715	10	16-QAM	1/0	12.59	V	7.95	0.79	19.75	30
1732.5	10	16-QAM	1/49	12.63	V	7.95	0.79	19.79	30
1750	10	16-QAM	1/0	12.78	V	7.95	0.79	19.94	30
1715	10	16-QAM	1/0	13.83	H	7.95	0.79	20.99	30
1732.5	10	16-QAM	1/49	13.99	H	7.95	0.79	21.15	30
1750	10	16-QAM	1/0	14.02	H	7.95	0.79	21.18	30
1717.5	15	QPSK	1/0	12.97	V	7.95	0.79	20.13	30
1732.5	15	QPSK	1/74	12.89	V	7.95	0.79	20.05	30
1747.5	15	QPSK	1/0	12.70	V	7.95	0.79	19.86	30
1717.5	15	QPSK	1/0	14.10	H	7.95	0.79	21.26	30
1732.5	15	QPSK	1/74	14.25	H	7.95	0.79	21.41	30
1747.5	15	QPSK	1/0	13.91	H	7.95	0.79	21.07	30
1717.5	15	16-QAM	1/0	11.43	V	7.95	0.79	18.59	30
1732.5	15	16-QAM	1/74	11.38	V	7.95	0.79	18.54	30
1747.5	15	16-QAM	1/0	11.42	V	7.95	0.79	18.58	30
1717.5	15	16-QAM	1/0	12.76	H	7.95	0.79	19.92	30
1732.5	15	16-QAM	1/74	12.62	H	7.95	0.79	19.78	30
1747.5	15	16-QAM	1/0	12.97	H	7.95	0.79	20.13	30
1720	20	QPSK	1/99	12.41	V	7.95	0.79	19.57	30
1732.5	20	QPSK	1/99	12.32	V	7.95	0.79	19.48	30
1745	20	QPSK	1/0	12.51	V	7.95	0.79	19.67	30
1720	20	QPSK	1/99	13.65	H	7.95	0.79	20.81	30
1732.5	20	QPSK	1/99	13.65	H	7.95	0.79	20.81	30
1745	20	QPSK	1/0	13.76	H	7.95	0.79	20.92	30
1720	20	16-QAM	1/99	12.44	V	7.95	0.79	19.60	30
1732.5	20	16-QAM	1/99	13.46	V	7.95	0.79	20.62	30
1745	20	16-QAM	1/0	12.98	V	7.95	0.79	20.14	30
1720	20	16-QAM	1/99	13.64	H	7.95	0.79	20.80	30
1732.5	20	16-QAM	1/99	14.71	H	7.95	0.79	21.87	30
1745	20	16-QAM	1/0	14.32	H	7.95	0.79	21.48	30

Any report having not been signed by authorized approver, or having been altered without authorization, or having not been stamped by the "Dedicated Testing/Inspection Stamp" is deemed to be invalid. Copying or excerpting portion of, or altering the content of the report is not permitted without the written authorization of AGC. The test results presented in the report apply only to the tested sample. Any objections to report issued by AGC should be submitted to AGC within 15days after the issuance of the test report. Further enquiry of validity or verification of the test report should be addressed to AGC by agc@agc-cert.com.

Attestation of Global Compliance(Shenzhen)Co., Ltd
Attestation of Global Compliance(Shenzhen)Std & Tech Co., Ltd
Tel: +86-755 2523 4088 E-mail: agc@agc-cert.com Web: http://cn.agc-cert.com/



ERP for LTE Band 5

Frequency	Channel Bandwidth	Mode.	RB	Substituted level	Antenna Polarization	Antenna Gain correction	Cable Loss	Absolute Level	Limit (dBm)
824.7	1.4	QPSK	1/0	14.31	V	6.7	0.49	20.52	38.45
836.5	1.4	QPSK	1/0	14.40	V	6.7	0.49	20.61	38.45
848.3	1.4	QPSK	1/0	14.84	V	6.7	0.49	21.05	38.45
824.7	1.4	QPSK	1/0	15.64	H	6.7	0.49	21.85	38.45
836.5	1.4	QPSK	1/0	15.92	H	6.7	0.49	22.13	38.45
848.3	1.4	QPSK	1/0	16.47	H	6.7	0.49	22.68	38.45
824.7	1.4	16-QAM	1/0	13.47	V	6.7	0.49	19.68	38.45
836.5	1.4	16-QAM	1/0	13.21	V	6.7	0.49	19.42	38.45
848.3	1.4	16-QAM	1/0	13.53	V	6.7	0.49	19.74	38.45
824.7	1.4	16-QAM	1/0	15.02	H	6.7	0.49	21.23	38.45
836.5	1.4	16-QAM	1/0	14.62	H	6.7	0.49	20.83	38.45
848.3	1.4	16-QAM	1/0	14.94	H	6.7	0.49	21.15	38.45
825.5	3	QPSK	1/0	15.14	V	6.7	0.49	21.35	38.45
836.5	3	QPSK	1/0	15.92	V	6.7	0.49	22.13	38.45
847.5	3	QPSK	1/0	15.74	V	6.7	0.49	21.95	38.45
825.5	3	QPSK	1/0	16.39	H	6.7	0.49	22.60	38.45
836.5	3	QPSK	1/0	17.06	H	6.7	0.49	23.27	38.45
847.5	3	QPSK	1/0	17.07	H	6.7	0.49	23.28	38.45
825.5	3	16-QAM	1/0	14.02	V	6.7	0.49	20.23	38.45
836.5	3	16-QAM	1/0	15.05	V	6.7	0.49	21.26	38.45
847.5	3	16-QAM	1/0	14.03	V	6.7	0.49	20.24	38.45
825.5	3	16-QAM	1/0	15.23	H	6.7	0.49	21.44	38.45
836.5	3	16-QAM	1/0	16.19	H	6.7	0.49	22.40	38.45
847.5	3	16-QAM	1/0	15.66	H	6.7	0.49	21.87	38.45
826.5	5	QPSK	1/0	13.99	V	6.7	0.49	20.20	38.45
836.5	5	QPSK	1/0	15.47	V	6.7	0.49	21.68	38.45
846.5	5	QPSK	1/0	15.39	V	6.7	0.49	21.60	38.45
826.5	5	QPSK	1/0	15.54	H	6.7	0.49	21.75	38.45
836.5	5	QPSK	1/0	16.92	H	6.7	0.49	23.13	38.45
846.5	5	QPSK	1/0	17.29	H	6.7	0.49	23.50	38.45
826.5	5	16-QAM	1/0	14.53	V	6.7	0.49	20.74	38.45
836.5	5	16-QAM	1/0	14.84	V	6.7	0.49	21.05	38.45
846.5	5	16-QAM	1/0	14.54	V	6.7	0.49	20.75	38.45
826.5	5	16-QAM	1/0	15.98	H	6.7	0.49	22.19	38.45
836.5	5	16-QAM	1/0	15.98	H	6.7	0.49	22.19	38.45
846.5	5	16-QAM	1/0	16.06	H	6.7	0.49	22.27	38.45

Any report having not been signed by authorized approver, or having been altered without authorization, or having not been stamped by the "Dedicated Testing/Inspection Stamp" is deemed to be invalid. Copying or excerpting portion of, or altering the content of the report is not permitted without the written authorization of AGC. The test results presented in the report apply only to the tested sample. Any objections to report issued by AGC should be submitted to AGC within 15days after the issuance of the test report. Further enquiry of validity or verification of the test report should be addressed to AGC by agc@agc-cert.com.

Attestation of Global Compliance(Shenzhen)Co., Ltd
Attestation of Global Compliance(Shenzhen)Std & Tech Co., Ltd
Tel: +86-755 2523 4088 E-mail: agc@agc-cert.com Web: http://cn.agc-cert.com/



829	10	QPSK	1/0	15.58	V	6.7	0.49	21.79	38.45
836.5	10	QPSK	1/0	14.67	V	6.7	0.49	20.88	38.45
844	10	QPSK	1/0	13.63	V	6.7	0.49	19.84	38.45
829	10	QPSK	1/0	16.72	H	6.7	0.49	22.93	38.45
836.5	10	QPSK	1/0	15.89	H	6.7	0.49	22.10	38.45
844	10	QPSK	1/0	15.15	H	6.7	0.49	21.36	38.45
829	10	16-QAM	1/0	15.34	V	6.7	0.49	21.55	38.45
836.5	10	16-QAM	1/0	15.15	V	6.7	0.49	21.36	38.45
844	10	16-QAM	1/0	14.26	V	6.7	0.49	20.47	38.45
829	10	16-QAM	1/0	16.67	H	6.7	0.49	22.88	38.45
836.5	10	16-QAM	1/0	16.56	H	6.7	0.49	22.77	38.45
844	10	16-QAM	1/0	15.62	H	6.7	0.49	21.83	38.45

Any report having not been signed by authorized approver, or having been altered without authorization, or having not been stamped by the "Dedicated Testing/Inspection Stamp" is deemed to be invalid. Copying or excerpting portion of, or altering the content of the report is not permitted without the written authorization of AGC. The test results presented in the report apply only to the tested sample. Any objections to report issued by AGC should be submitted to AGC within 15days after the issuance of the test report. Further enquiry of validity or verification of the test report should be addressed to AGC by agc@agc-cert.com.

Attestation of Global Compliance(Shenzhen)Co., Ltd
Attestation of Global Compliance(Shenzhen)Std & Tech Co., Ltd
Tel: +86-755 2523 4088 E-mail: agc@agc-cert.com Web: http://cn.agc-cert.com/



ERP for LTE Band 12

Frequency	Channel Bandwidth	Mode.	RB	Substituted level	Antenna Polarization	Antenna Gain correction	Cable Loss	Absolute Level	Limit (dBm)
699.7	1.4	QPSK	1/0	15.45	V	6.6	0.47	21.68	34.77
707.5	1.4	QPSK	1/0	15.33	V	6.6	0.47	21.56	34.77
715.3	1.4	QPSK	1/24	14.35	V	6.6	0.47	20.58	34.77
699.7	1.4	QPSK	1/0	16.78	H	6.6	0.47	23.01	34.77
707.5	1.4	QPSK	1/0	16.85	H	6.6	0.47	23.08	34.77
715.3	1.4	QPSK	1/24	15.98	H	6.6	0.47	22.21	34.77
699.7	1.4	16-QAM	1/0	14.08	V	6.6	0.47	20.31	34.77
707.5	1.4	16-QAM	1/0	14.35	V	6.6	0.47	20.58	34.77
715.3	1.4	16-QAM	1/24	14.51	V	6.6	0.47	20.74	34.77
699.7	1.4	16-QAM	1/0	15.63	H	6.6	0.47	21.86	34.77
707.5	1.4	16-QAM	1/0	15.76	H	6.6	0.47	21.99	34.77
715.3	1.4	16-QAM	1/24	15.92	H	6.6	0.47	22.15	34.77
700.5	3	QPSK	1/0	15.42	V	6.6	0.47	21.65	34.77
707.5	3	QPSK	1/49	14.99	V	6.6	0.47	21.22	34.77
714.5	3	QPSK	1/0	14.45	V	6.6	0.47	20.68	34.77
700.5	3	QPSK	1/0	16.67	H	6.6	0.47	22.90	34.77
707.5	3	QPSK	1/49	16.13	H	6.6	0.47	22.36	34.77
714.5	3	QPSK	1/0	15.78	H	6.6	0.47	22.01	34.77
700.5	3	16-QAM	1/0	14.64	V	6.6	0.47	20.87	34.77
707.5	3	16-QAM	1/49	14.16	V	6.6	0.47	20.39	34.77
714.5	3	16-QAM	1/0	13.23	V	6.6	0.47	19.46	34.77
700.5	3	16-QAM	1/0	15.85	H	6.6	0.47	22.08	34.77
707.5	3	16-QAM	1/49	15.30	H	6.6	0.47	21.53	34.77
714.5	3	16-QAM	1/0	14.86	H	6.6	0.47	21.09	34.77
701.5	5	QPSK	1/0	12.69	V	6.6	0.47	18.92	34.77
707.5	5	QPSK	1/74	14.87	V	6.6	0.47	21.10	34.77
713.5	5	QPSK	1/0	14.79	V	6.6	0.47	21.02	34.77
701.5	5	QPSK	1/0	14.24	H	6.6	0.47	20.47	34.77
707.5	5	QPSK	1/74	16.32	H	6.6	0.47	22.55	34.77
713.5	5	QPSK	1/0	15.99	H	6.6	0.47	22.22	34.77
701.5	5	16-QAM	1/0	13.35	V	6.6	0.47	19.58	34.77
707.5	5	16-QAM	1/74	13.78	V	6.6	0.47	20.01	34.77
713.5	5	16-QAM	1/0	13.87	V	6.6	0.47	20.10	34.77
701.5	5	16-QAM	1/0	14.80	H	6.6	0.47	21.03	34.77
707.5	5	16-QAM	1/74	14.92	H	6.6	0.47	21.15	34.77
713.5	5	16-QAM	1/0	15.39	H	6.6	0.47	21.62	34.77

Any report having not been signed by authorized approver, or having been altered without authorization, or having not been stamped by the "Dedicated Testing/Inspection Stamp" is deemed to be invalid. Copying or excerpting portion of, or altering the content of the report is not permitted without the written authorization of AGC. The test results presented in the report apply only to the tested sample. Any objections to report issued by AGC should be submitted to AGC within 15days after the issuance of the test report. Further enquiry of validity or verification of the test report should be addressed to AGC by agc@agc-cert.com.

Attestation of Global Compliance(Shenzhen)Co., Ltd
Attestation of Global Compliance(Shenzhen)Std & Tech Co., Ltd
Tel: +86-755 2523 4088 E-mail: agc@agc-cert.com Web: http://cn.agc-cert.com/



704.0	10	QPSK	1/99	13.93	V	6.6	0.47	20.16	34.77
707.5	10	QPSK	1/99	13.66	V	6.6	0.47	19.89	34.77
711.0	10	QPSK	1/0	12.43	V	6.6	0.47	18.66	34.77
704.0	10	QPSK	1/99	15.07	H	6.6	0.47	21.30	34.77
707.5	10	QPSK	1/99	14.88	H	6.6	0.47	21.11	34.77
711.0	10	QPSK	1/0	13.95	H	6.6	0.47	20.18	34.77
704.0	10	16-QAM	1/99	15.55	V	6.6	0.47	21.78	34.77
707.5	10	16-QAM	1/99	15.35	V	6.6	0.47	21.58	34.77
711.0	10	16-QAM	1/0	14.55	V	6.6	0.47	20.78	34.77
704.0	10	16-QAM	1/99	16.88	H	6.6	0.47	23.11	34.77
707.5	10	16-QAM	1/99	16.76	H	6.6	0.47	22.99	34.77
711.0	10	16-QAM	1/0	15.91	H	6.6	0.47	22.14	34.77

Any report having not been signed by authorized approver, or having been altered without authorization, or having not been stamped by the "Dedicated Testing/Inspection Stamp" is deemed to be invalid. Copying or excerpting portion of, or altering the content of the report is not permitted without the written authorization of AGC. The test results presented in the report apply only to the tested sample. Any objections to report issued by AGC should be submitted to AGC within 15days after the issuance of the test report. Further enquiry of validity or verification of the test report should be addressed to AGC by agc@agc-cert.com.

Attestation of Global Compliance(Shenzhen)Co., Ltd
Attestation of Global Compliance(Shenzhen)Std & Tech Co., Ltd
Tel: +86-755 2523 4088 E-mail: agc@agc-cert.com Web: http://cn.agc-cert.com/



ERP for LTE Band 13

Frequency	Channel Bandwidth	Mode.	RB	Substituted level	Antenna Polarization	Antenna Gain correction	Cable Loss	Absolute Level	Limit (dBm)
779.5	5	QPSK	1/0	14.41	V	6.6	0.47	20.64	34.77
782.0	5	QPSK	1/74	14.31	V	6.6	0.47	20.54	34.77
784.5	5	QPSK	1/0	14.40	V	6.6	0.47	20.63	34.77
779.5	5	QPSK	1/0	15.74	H	6.6	0.47	21.97	34.77
782.0	5	QPSK	1/74	15.83	H	6.6	0.47	22.06	34.77
784.5	5	QPSK	1/0	16.03	H	6.6	0.47	22.26	34.77
779.5	5	16-QAM	1/0	13.27	V	6.6	0.47	19.50	34.77
782.0	5	16-QAM	1/74	13.37	V	6.6	0.47	19.60	34.77
784.5	5	16-QAM	1/0	13.59	V	6.6	0.47	19.82	34.77
779.5	5	16-QAM	1/0	14.82	H	6.6	0.47	21.05	34.77
782.0	5	16-QAM	1/74	14.78	H	6.6	0.47	21.01	34.77
784.5	5	16-QAM	1/0	15.00	H	6.6	0.47	21.23	34.77
782.0	10	QPSK	1/99	14.20	V	6.6	0.47	20.43	34.77
782.0	10	QPSK	1/99	14.72	H	6.6	0.47	20.95	34.77
782.0	10	16-QAM	1/99	14.82	V	6.6	0.47	21.05	34.77
782.0	10	16-QAM	1/99	15.45	H	6.6	0.47	21.68	34.77

Any report having not been signed by authorized approver, or having been altered without authorization, or having not been stamped by the "Dedicated Testing/Inspection Stamp" is deemed to be invalid. Copying or excerpting portion of, or altering the content of the report is not permitted without the written authorization of AGC. The test results presented in the report apply only to the tested sample. Any objections to report issued by AGC should be submitted to AGC within 15days after the issuance of the test report. Further enquiry of validity or verification of the test report should be addressed to AGC by agc@agc-cert.com.

Attestation of Global Compliance(Shenzhen)Co., Ltd
Attestation of Global Compliance(Shenzhen)Std & Tech Co., Ltd
Tel: +86-755 2523 4088 E-mail: agc@agc-cert.com Web: http://cn.agc-cert.com/



ERP for LTE Band 14

Frequency	Channel Bandwidth	Mode.	RB	Substituted level	Antenna Polarization	Antenna Gain correction	Cable Loss	Absolute Level	Limit (dBm)
790.5	5	QPSK	1/0	16.11	V	6.6	0.47	22.34	34.77
793.0	5	QPSK	1/74	16.03	V	6.6	0.47	22.26	34.77
795.5	5	QPSK	1/0	15.50	V	6.6	0.47	21.73	34.77
790.5	5	QPSK	1/0	17.44	H	6.6	0.47	23.67	34.77
793.0	5	QPSK	1/74	17.55	H	6.6	0.47	23.78	34.77
795.5	5	QPSK	1/0	17.13	H	6.6	0.47	23.36	34.77
790.5	5	16-QAM	1/0	14.99	V	6.6	0.47	21.22	34.77
793.0	5	16-QAM	1/74	15.05	V	6.6	0.47	21.28	34.77
795.5	5	16-QAM	1/0	15.20	V	6.6	0.47	21.43	34.77
790.5	5	16-QAM	1/0	16.54	H	6.6	0.47	22.77	34.77
793.0	5	16-QAM	1/74	16.46	H	6.6	0.47	22.69	34.77
795.5	5	16-QAM	1/0	16.61	H	6.6	0.47	22.84	34.77
793.0	10	QPSK	1/99	16.41	V	6.6	0.47	22.64	34.77
793.0	10	QPSK	1/99	16.43	H	6.6	0.47	22.66	34.77
793.0	10	16-QAM	1/99	16.13	V	6.6	0.47	22.36	34.77
793.0	10	16-QAM	1/99	17.66	H	6.6	0.47	23.89	34.77

Any report having not been signed by authorized approver, or having been altered without authorization, or having not been stamped by the "Dedicated Testing/Inspection Stamp" is deemed to be invalid. Copying or excerpting portion of, or altering the content of the report is not permitted without the written authorization of AGC. The test results presented in the report apply only to the tested sample. Any objections to report issued by AGC should be submitted to AGC within 15days after the issuance of the test report. Further enquiry of validity or verification of the test report should be addressed to AGC by agc@agc-cert.com.

Attestation of Global Compliance(Shenzhen)Co., Ltd
Attestation of Global Compliance(Shenzhen)Std & Tech Co., Ltd
Tel: +86-755 2523 4088 E-mail: agc@agc-cert.com Web: http://cn.agc-cert.com/



EIRP for LTE Band 66

Frequency	Channel Bandwidth	Mode.	RB	Substituted level	Antenna Polarization	Antenna Gain correction	Cable Loss	Absolute Level	Limit (dBm)
1710.7	1.4	QPSK	1/0	14.06	V	7.95	0.79	21.22	30
1745.0	1.4	QPSK	1/0	13.55	V	7.95	0.79	20.71	30
1779.3	1.4	QPSK	1/0	13.86	V	7.95	0.79	21.02	30
1710.7	1.4	QPSK	1/0	15.31	H	7.95	0.79	22.47	30
1745.0	1.4	QPSK	1/0	14.98	H	7.95	0.79	22.14	30
1779.3	1.4	QPSK	1/0	15.38	H	7.95	0.79	22.54	30
1710.7	1.4	16-QAM	1/5	13.21	V	7.95	0.79	20.37	30
1745.0	1.4	16-QAM	1/0	12.81	V	7.95	0.79	19.97	30
1779.3	1.4	16-QAM	1/0	13.10	V	7.95	0.79	20.26	30
1710.7	1.4	16-QAM	1/5	14.43	H	7.95	0.79	21.59	30
1745.0	1.4	16-QAM	1/0	14.23	H	7.95	0.79	21.39	30
1779.3	1.4	16-QAM	1/0	14.34	H	7.95	0.79	21.50	30
1711.5	3	QPSK	1/0	13.66	V	7.95	0.79	20.82	30
1745.0	3	QPSK	1/0	13.87	V	7.95	0.79	21.03	30
1778.5	3	QPSK	1/0	13.33	V	7.95	0.79	20.49	30
1711.5	3	QPSK	1/0	14.98	H	7.95	0.79	22.14	30
1745.0	3	QPSK	1/0	15.08	H	7.95	0.79	22.24	30
1778.5	3	QPSK	1/0	14.80	H	7.95	0.79	21.96	30
1711.5	3	16-QAM	1/0	12.64	V	7.95	0.79	19.80	30
1745.0	3	16-QAM	1/0	12.47	V	7.95	0.79	19.63	30
1778.5	3	16-QAM	1/0	12.55	V	7.95	0.79	19.71	30
1711.5	3	16-QAM	1/0	14.00	H	7.95	0.79	21.16	30
1745.0	3	16-QAM	1/0	13.71	H	7.95	0.79	20.87	30
1778.5	3	16-QAM	1/0	13.96	H	7.95	0.79	21.12	30
1712.5	5	QPSK	1/0	13.57	V	7.95	0.79	20.73	30
1745.0	5	QPSK	1/0	13.65	V	7.95	0.79	20.81	30
1777.5	5	QPSK	1/24	13.10	V	7.95	0.79	20.26	30
1712.5	5	QPSK	1/0	14.79	H	7.95	0.79	21.95	30
1745.0	5	QPSK	1/0	14.75	H	7.95	0.79	21.91	30
1777.5	5	QPSK	1/24	14.34	H	7.95	0.79	21.50	30
1712.5	5	16-QAM	1/0	12.49	V	7.95	0.79	19.65	30
1745.0	5	16-QAM	1/0	12.37	V	7.95	0.79	19.53	30
1777.5	5	16-QAM	1/24	12.31	V	7.95	0.79	19.47	30
1712.5	5	16-QAM	1/0	13.73	H	7.95	0.79	20.89	30
1745.0	5	16-QAM	1/0	13.73	H	7.95	0.79	20.89	30
1777.5	5	16-QAM	1/24	13.56	H	7.95	0.79	20.72	30

Any report having not been signed by authorized approver, or having been altered without authorization, or having not been stamped by the "Dedicated Testing/Inspection Stamp" is deemed to be invalid. Copying or excerpting portion of, or altering the content of the report is not permitted without the written authorization of AGC. The test results presented in the report apply only to the tested sample. Any objections to report issued by AGC should be submitted to AGC within 15days after the issuance of the test report. Further enquiry of validity or verification of the test report should be addressed to AGC by agc@agc-cert.com.

Attestation of Global Compliance(Shenzhen)Co., Ltd
Attestation of Global Compliance(Shenzhen)Std & Tech Co., Ltd
Tel: +86-755 2523 4088 E-mail: agc@agc-cert.com Web: http://cn.agc-cert.com/



1715.0	10	QPSK	1/0	12.97	V	7.95	0.79	20.13	30
1745.0	10	QPSK	1/49	13.20	V	7.95	0.79	20.36	30
1775.0	10	QPSK	1/0	12.50	V	7.95	0.79	19.66	30
1715.0	10	QPSK	1/0	14.29	H	7.95	0.79	21.45	30
1745.0	10	QPSK	1/49	14.31	H	7.95	0.79	21.47	30
1775.0	10	QPSK	1/0	13.86	H	7.95	0.79	21.02	30
1715.0	10	16-QAM	1/0	12.74	V	7.95	0.79	19.90	30
1745.0	10	16-QAM	1/49	12.74	V	7.95	0.79	19.90	30
1775.0	10	16-QAM	1/0	12.91	V	7.95	0.79	20.07	30
1715.0	10	16-QAM	1/0	13.98	H	7.95	0.79	21.14	30
1745.0	10	16-QAM	1/49	14.10	H	7.95	0.79	21.26	30
1775.0	10	16-QAM	1/0	14.15	H	7.95	0.79	21.31	30
1717.5	15	QPSK	1/0	12.88	V	7.95	0.79	20.04	30
1745.0	15	QPSK	1/74	13.09	V	7.95	0.79	20.25	30
1772.5	15	QPSK	1/0	12.77	V	7.95	0.79	19.93	30
1717.5	15	QPSK	1/0	14.01	H	7.95	0.79	21.17	30
1745.0	15	QPSK	1/74	14.45	H	7.95	0.79	21.61	30
1772.5	15	QPSK	1/0	13.98	H	7.95	0.79	21.14	30
1717.5	15	16-QAM	1/0	11.43	V	7.95	0.79	18.59	30
1745.0	15	16-QAM	1/74	11.38	V	7.95	0.79	18.54	30
1772.5	15	16-QAM	1/0	11.42	V	7.95	0.79	18.58	30
1717.5	15	16-QAM	1/0	12.76	H	7.95	0.79	19.92	30
1745.0	15	16-QAM	1/74	12.62	H	7.95	0.79	19.78	30
1772.5	15	16-QAM	1/0	12.97	H	7.95	0.79	20.13	30
1720.0	20	QPSK	1/99	12.53	V	7.95	0.79	19.69	30
1745.0	20	QPSK	1/99	12.40	V	7.95	0.79	19.56	30
1770.0	20	QPSK	1/0	12.52	V	7.95	0.79	19.68	30
1720.0	20	QPSK	1/99	13.77	H	7.95	0.79	20.93	30
1745.0	20	QPSK	1/99	13.73	H	7.95	0.79	20.89	30
1770.0	20	QPSK	1/0	13.77	H	7.95	0.79	20.93	30
1720.0	20	16-QAM	1/99	12.57	V	7.95	0.79	19.73	30
1745.0	20	16-QAM	1/99	13.36	V	7.95	0.79	20.52	30
1770.0	20	16-QAM	1/0	13.14	V	7.95	0.79	20.30	30
1720.0	20	16-QAM	1/99	13.77	H	7.95	0.79	20.93	30
1745.0	20	16-QAM	1/99	14.61	H	7.95	0.79	21.77	30
1770.0	20	16-QAM	1/0	14.48	H	7.95	0.79	21.64	30

Any report having not been signed by authorized approver, or having been altered without authorization, or having not been stamped by the "Dedicated Testing/Inspection Stamp" is deemed to be invalid. Copying or excerpting portion of, or altering the content of the report is not permitted without the written authorization of AGC. The test results presented in the report apply only to the tested sample. Any objections to report issued by AGC should be submitted to AGC within 15days after the issuance of the test report. Further enquiry of validity or verification of the test report should be addressed to AGC by agc@agc-cert.com.

Attestation of Global Compliance(Shenzhen)Co., Ltd
Attestation of Global Compliance(Shenzhen)Std & Tech Co., Ltd
Tel: +86-755 2523 4088 E-mail: agc@agc-cert.com Web: http://cn.agc-cert.com/



ERP for LTE Band 71

Frequency	Channel Bandwidth	Mode.	RB	Substituted level	Antenna Polarization	Antenna Gain correction	Cable Loss	Absolute Level	Limit (dBm)
665.5	5	QPSK	1/0	13.69	V	6.6	0.47	19.82	34.77
680.5	5	QPSK	1/0	13.84	V	6.6	0.47	19.97	34.77
695.5	5	QPSK	1/24	13.76	V	6.6	0.47	19.89	34.77
665.5	5	QPSK	1/0	14.9	H	6.6	0.47	21.03	34.77
680.5	5	QPSK	1/0	15.37	H	6.6	0.47	21.50	34.77
695.5	5	QPSK	1/24	15.34	H	6.6	0.47	21.47	34.77
665.5	5	16-QAM	1/0	12.77	V	6.6	0.47	18.90	34.77
680.5	5	16-QAM	1/0	12.66	V	6.6	0.47	18.79	34.77
695.5	5	16-QAM	1/24	13.26	V	6.6	0.47	19.39	34.77
665.5	5	16-QAM	1/0	13.89	H	6.6	0.47	20.02	34.77
680.5	5	16-QAM	1/0	13.71	H	6.6	0.47	19.84	34.77
695.5	5	16-QAM	1/24	14.43	H	6.6	0.47	20.56	34.77
668.0	10	QPSK	1/0	14.7	V	6.6	0.47	20.83	34.77
680.5	10	QPSK	1/49	14.7	V	6.6	0.47	20.83	34.77
693.0	10	QPSK	1/0	13.26	V	6.6	0.47	19.39	34.77
668.0	10	QPSK	1/0	15.63	H	6.6	0.47	21.76	34.77
680.5	10	QPSK	1/49	15.75	H	6.6	0.47	21.88	34.77
693.0	10	QPSK	1/0	14.28	H	6.6	0.47	20.41	34.77
668.0	10	16-QAM	1/0	12.53	V	6.6	0.47	18.66	34.77
680.5	10	16-QAM	1/49	13.84	V	6.6	0.47	19.97	34.77
693.0	10	16-QAM	1/0	13.17	V	6.6	0.47	19.30	34.77
668.0	10	16-QAM	1/0	14.05	H	6.6	0.47	20.18	34.77
680.5	10	16-QAM	1/49	14.98	H	6.6	0.47	21.11	34.77
693.0	10	16-QAM	1/0	14.73	H	6.6	0.47	20.86	34.77
670.5	15	QPSK	1/0	12.08	V	6.6	0.47	18.21	34.77
680.5	15	QPSK	1/74	14.01	V	6.6	0.47	20.14	34.77
690.5	15	QPSK	1/0	14.4	V	6.6	0.47	20.53	34.77
670.5	15	QPSK	1/0	13.44	H	6.6	0.47	19.57	34.77
680.5	15	QPSK	1/74	15.03	H	6.6	0.47	21.16	34.77
690.5	15	QPSK	1/0	15.98	H	6.6	0.47	22.11	34.77
670.5	15	16-QAM	1/0	13.23	V	6.6	0.47	19.36	34.77
680.5	15	16-QAM	1/74	13.18	V	6.6	0.47	19.31	34.77
690.5	15	16-QAM	1/0	13.18	V	6.6	0.47	19.31	34.77
670.5	15	16-QAM	1/0	14.34	H	6.6	0.47	20.47	34.77
680.5	15	16-QAM	1/74	14.48	H	6.6	0.47	20.61	34.77
690.5	15	16-QAM	1/0	14.54	H	6.6	0.47	20.67	34.77

Any report having not been signed by authorized approver, or having been altered without authorization, or having not been stamped by the "Dedicated Testing/Inspection Stamp" is deemed to be invalid. Copying or excerpting portion of, or altering the content of the report is not permitted without the written authorization of AGC. The test results presented in the report apply only to the tested sample. Any objections to report issued by AGC should be submitted to AGC within 15days after the issuance of the test report. Further enquiry of validity or verification of the test report should be addressed to AGC by agc@agc-cert.com.

Attestation of Global Compliance(Shenzhen)Co., Ltd
Attestation of Global Compliance(Shenzhen)Std & Tech Co., Ltd
Tel: +86-755 2523 4088 E-mail: agc@agc-cert.com Web: http://cn.agc-cert.com/



673.0	20	QPSK	1/99	13.96	V	6.6	0.47	20.09	34.77
680.5	20	QPSK	1/99	14.37	V	6.6	0.47	20.50	34.77
688.0	20	QPSK	1/0	11.8	V	6.6	0.47	17.93	34.77
673.0	20	QPSK	1/99	15.2	H	6.6	0.47	21.33	34.77
680.5	20	QPSK	1/99	15.67	H	6.6	0.47	21.80	34.77
688.0	20	QPSK	1/0	13.3	H	6.6	0.47	19.43	34.77
673.0	20	16-QAM	1/99	13.56	V	6.6	0.47	19.69	34.77
680.5	20	16-QAM	1/99	13.63	V	6.6	0.47	19.76	34.77
688.0	20	16-QAM	1/0	13.74	V	6.6	0.47	19.87	34.77
673.0	20	16-QAM	1/99	14.78	H	6.6	0.47	20.91	34.77
680.5	20	16-QAM	1/99	14.88	H	6.6	0.47	21.01	34.77
688.0	20	16-QAM	1/0	14.98	H	6.6	0.47	21.11	34.77

Note: Above is the worst mode data.

Any report having not been signed by authorized approver, or having been altered without authorization, or having not been stamped by the "Dedicated Testing/Inspection Stamp" is deemed to be invalid. Copying or excerpting portion of, or altering the content of the report is not permitted without the written authorization of AGC. The test results presented in the report apply only to the tested sample. Any objections to report issued by AGC should be submitted to AGC within 15days after the issuance of the test report. Further enquiry of validity or verification of the test report should be addressed to AGC by agc@agc-cert.com.

Attestation of Global Compliance(Shenzhen)Co., Ltd
Attestation of Global Compliance(Shenzhen)Std & Tech Co., Ltd
Tel: +86-755 2523 4088 E-mail: agc@agc-cert.com Web: http://cn.agc-cert.com/



9. PEAK-TO-AVERAGE RATIO

9.1 PROVISIONS APPLICABLE

① CCDF Procedure for PAPR :

1. Set resolution/measurement bandwidth \geq signal's occupied bandwidth;
2. Set the number of counts to a value that stabilizes the measured CCDF curve;
3. Set the measurement interval as follows:
 - for continuous transmissions, set to 1 ms,
 - or burst transmissions, employ an external trigger that is synchronized with the EUT burst timing sequence, or use the internal burst trigger with a trigger level that allows the burst to stabilize and set the measurement interval to a time that is less than or equal to the burst duration.
4. Record the maximum PAPR level associated with a probability of 0.1%.

② Alternate Procedure for PAPR:

Use one of the procedures presented in 5.2(ANSI C63.26-2015) to measure the total peak power and record as PPk. Use one of the applicable procedures presented 5.2(ANSI C63.26-2015) to measure the total average power and record as PAvg. Determine the P.A.R. from:

$$\text{P.A.R(dB)} = \text{PPk (dBm)} - \text{PAvg (dBm)} \quad (\text{PAvg} = \text{Average Power} + \text{Duty cycle Factor})$$

9.2 MEASUREMENT METHOD

Test Settings(Peak Power):


The measurement instrument must have a RBW that is greater than or equal to the OBW of the signal to be measured and a VBW $\geq 3 \times$ RBW.

1. Set the RBW \geq OBW.
2. Set VBW $\geq 3 \times$ RBW.
3. Set span $\geq 2 \times$ OBW.
4. Sweep time $\geq 10 \times$ (number of points in sweep) \times (transmission symbol period).
5. Detector = peak.
6. Trace mode = max hold.
7. Allow trace to fully stabilize.
8. Use the peak marker function to determine the peak amplitude level.

Test Settings(Average Power)

1. Set span to $2 \times$ to $3 \times$ the OBW.
2. Set RBW \geq OBW.
3. Set VBW $\geq 3 \times$ RBW.
4. Set number of measurement points in sweep $\geq 2 \times$ span / RBW.
5. Sweep time: Set $\geq [10 \times (\text{number of points in sweep}) \times (\text{transmission period})]$ for single sweep (automation-compatible) measurement. The transmission period is the (on + off) time.
6. Detector = power averaging (rms).
7. Set sweep trigger to "free run."
8. Trace average at least 100 traces in power averaging (rms) mode if sweep is set to auto-couple. (To accurately determine the average power over the on and off period of the transmitter, it can be necessary to increase the number of traces to be averaged above 100 or, if using a manually configured sweep time, increase the sweep time.)
9. Use the peak marker function to determine the maximum amplitude level.
10. Add $[10 \log (1/\text{duty cycle})]$ to the measured maximum power level to compute the average power during continuous transmission. For example, add $[10 \log (1/0.25)] = 6 \text{ dB}$ if the duty cycle is a constant 25%.

9.3 MEASUREMENT SETUP



Any report having not been signed by authorized approver, or having been altered without authorization, or having not been stamped by the "Dedicated Testing/Inspection Stamp" is deemed to be invalid. Copying or excerpting portion of, or altering the content of the report is not permitted without the written authorization of AGC. The test results presented in the report apply only to the tested sample. Any objections to report issued by AGC should be submitted to AGC within 15 days after the issuance of the test report. Further enquiry of validity or verification of the test report should be addressed to AGC by agc@agc-cert.com.

Attestation of Global Compliance(Shenzhen)Co., Ltd
Attestation of Global Compliance(Shenzhen)Std & Tech Co., Ltd
Tel: +86-755 2523 4088 E-mail: agc@agc-cert.com Web: <http://cn.agc-cert.com/>



9.4 MEASUREMENT RESULT

LTE Band 2

Band	Bandwidth	Modulation	Channel	RB Configuration	Result(dB)	Limit(dB)	Verdict
Band2	1.4MHz	QPSK	18607	6RB#0	5.26	13	PASS
Band2	1.4MHz	QPSK	18900	6RB#0	5.12	13	PASS
Band2	1.4MHz	QPSK	19193	6RB#0	4.95	13	PASS
Band2	1.4MHz	16QAM	18607	6RB#0	6.16	13	PASS
Band2	1.4MHz	16QAM	18900	6RB#0	5.95	13	PASS
Band2	1.4MHz	16QAM	19193	6RB#0	5.83	13	PASS
Band2	3MHz	QPSK	18615	15RB#0	5.31	13	PASS
Band2	3MHz	QPSK	18900	15RB#0	5.21	13	PASS
Band2	3MHz	QPSK	19185	15RB#0	5.04	13	PASS
Band2	3MHz	16QAM	18615	15RB#0	6.18	13	PASS
Band2	3MHz	16QAM	18900	15RB#0	6.04	13	PASS
Band2	3MHz	16QAM	19185	15RB#0	5.86	13	PASS
Band2	5MHz	QPSK	18625	25RB#0	5.37	13	PASS
Band2	5MHz	QPSK	18900	25RB#0	5.23	13	PASS
Band2	5MHz	QPSK	19175	25RB#0	5.01	13	PASS
Band2	5MHz	16QAM	18625	25RB#0	6.17	13	PASS
Band2	5MHz	16QAM	18900	25RB#0	6.01	13	PASS
Band2	5MHz	16QAM	19175	25RB#0	5.85	13	PASS
Band2	10MHz	QPSK	18650	50RB#0	5.32	13	PASS
Band2	10MHz	QPSK	18900	50RB#0	5.19	13	PASS
Band2	10MHz	QPSK	19150	50RB#0	4.93	13	PASS
Band2	10MHz	16QAM	18650	50RB#0	6.12	13	PASS
Band2	10MHz	16QAM	18900	50RB#0	6.01	13	PASS
Band2	10MHz	16QAM	19150	50RB#0	5.80	13	PASS
Band2	15MHz	QPSK	18675	75RB#0	5.45	13	PASS
Band2	15MHz	QPSK	18900	75RB#0	5.33	13	PASS
Band2	15MHz	QPSK	19125	75RB#0	5.05	13	PASS
Band2	15MHz	16QAM	18675	75RB#0	6.17	13	PASS
Band2	15MHz	16QAM	18900	75RB#0	6.07	13	PASS
Band2	15MHz	16QAM	19125	75RB#0	5.83	13	PASS
Band2	20MHz	QPSK	18700	100RB#0	5.25	13	PASS
Band2	20MHz	QPSK	18900	100RB#0	5.15	13	PASS
Band2	20MHz	QPSK	19100	100RB#0	4.96	13	PASS
Band2	20MHz	16QAM	18700	100RB#0	6.06	13	PASS
Band2	20MHz	16QAM	18900	100RB#0	5.96	13	PASS
Band2	20MHz	16QAM	19100	100RB#0	5.83	13	PASS

Any report having not been signed by authorized approver, or having been altered without authorization, or having not been stamped by the "Dedicated Testing/Inspection Stamp" is deemed to be invalid. Copying or excerpting portion of, or altering the content of the report is not permitted without the written authorization of AGC. The test results presented in the report apply only to the tested sample. Any objections to report issued by AGC should be submitted to AGC within 15days after the issuance of the test report. Further enquiry of validity or verification of the test report should be addressed to AGC by agc@agc-cert.com.

Attestation of Global Compliance(Shenzhen)Co., Ltd

Attestation of Global Compliance(Shenzhen)Std & Tech Co., Ltd

Tel: +86-755 2523 4088 E-mail: agc@agc-cert.com Web: http://cn.agc-cert.com/



LTE Band 4

Band	Bandwidth	Modulation	Channel	RB Configuration	Result(dB)	Limit(dB)	Verdict
Band4	1.4MHz	QPSK	19957	6RB#0	4.90	13	PASS
Band4	1.4MHz	QPSK	20175	6RB#0	5.24	13	PASS
Band4	1.4MHz	QPSK	20393	6RB#0	5.19	13	PASS
Band4	1.4MHz	16QAM	19957	6RB#0	5.79	13	PASS
Band4	1.4MHz	16QAM	20175	6RB#0	6.05	13	PASS
Band4	1.4MHz	16QAM	20393	6RB#0	6.07	13	PASS
Band4	3MHz	QPSK	19965	15RB#0	4.99	13	PASS
Band4	3MHz	QPSK	20175	15RB#0	5.34	13	PASS
Band4	3MHz	QPSK	20385	15RB#0	5.32	13	PASS
Band4	3MHz	16QAM	19965	15RB#0	5.89	13	PASS
Band4	3MHz	16QAM	20175	15RB#0	6.14	13	PASS
Band4	3MHz	16QAM	20385	15RB#0	6.08	13	PASS
Band4	5MHz	QPSK	19975	25RB#0	5.08	13	PASS
Band4	5MHz	QPSK	20175	25RB#0	5.33	13	PASS
Band4	5MHz	QPSK	20375	25RB#0	5.26	13	PASS
Band4	5MHz	16QAM	19975	25RB#0	5.89	13	PASS
Band4	5MHz	16QAM	20175	25RB#0	6.12	13	PASS
Band4	5MHz	16QAM	20375	25RB#0	6.04	13	PASS
Band4	10MHz	QPSK	20000	50RB#0	5.18	13	PASS
Band4	10MHz	QPSK	20175	50RB#0	5.29	13	PASS
Band4	10MHz	QPSK	20350	50RB#0	5.21	13	PASS
Band4	10MHz	16QAM	20000	50RB#0	5.95	13	PASS
Band4	10MHz	16QAM	20175	50RB#0	6.08	13	PASS
Band4	10MHz	16QAM	20350	50RB#0	6.05	13	PASS
Band4	15MHz	QPSK	20025	75RB#0	5.38	13	PASS
Band4	15MHz	QPSK	20175	75RB#0	5.37	13	PASS
Band4	15MHz	QPSK	20325	75RB#0	5.42	13	PASS
Band4	15MHz	16QAM	20025	75RB#0	6.06	13	PASS
Band4	15MHz	16QAM	20175	75RB#0	6.09	13	PASS
Band4	15MHz	16QAM	20325	75RB#0	6.10	13	PASS
Band4	20MHz	QPSK	20050	100RB#0	5.15	13	PASS
Band4	20MHz	QPSK	20175	100RB#0	5.17	13	PASS
Band4	20MHz	QPSK	20300	100RB#0	5.29	13	PASS
Band4	20MHz	16QAM	20050	100RB#0	5.96	13	PASS
Band4	20MHz	16QAM	20175	100RB#0	6.00	13	PASS
Band4	20MHz	16QAM	20300	100RB#0	6.08	13	PASS

Any report having not been signed by authorized approver, or having been altered without authorization, or having not been stamped by the "Dedicated Testing/Inspection Stamp" is deemed to be invalid. Copying or excerpting portion of, or altering the content of the report is not permitted without the written authorization of AGC. The test results presented in the report apply only to the tested sample. Any objections to report issued by AGC should be submitted to AGC within 15days after the issuance of the test report. Further enquiry of validity or verification of the test report should be addressed to AGC by agc@agc-cert.com.

Attestation of Global Compliance(Shenzhen)Co., Ltd
Attestation of Global Compliance(Shenzhen)Std & Tech Co., Ltd
Tel: +86-755 2523 4088 E-mail: agc@agc-cert.com Web: http://cn.agc-cert.com/



LTE BAND 5

Band	Bandwidth	Modulation	Channel	RB Configuration	Result(dB)	Limit(dB)	Verdict
Band5	1.4MHz	QPSK	20407	6RB#0	4.20	13	PASS
Band5	1.4MHz	QPSK	20525	6RB#0	5.13	13	PASS
Band5	1.4MHz	QPSK	20643	6RB#0	5.11	13	PASS
Band5	1.4MHz	16QAM	20407	6RB#0	5.11	13	PASS
Band5	1.4MHz	16QAM	20525	6RB#0	6.02	13	PASS
Band5	1.4MHz	16QAM	20643	6RB#0	6.07	13	PASS
Band5	3MHz	QPSK	20415	1RB#0	3.64	13	PASS
Band5	3MHz	QPSK	20415	15RB#0	4.36	13	PASS
Band5	3MHz	QPSK	20525	1RB#0	4.57	13	PASS
Band5	3MHz	QPSK	20525	15RB#0	5.23	13	PASS
Band5	3MHz	QPSK	20635	1RB#0	4.07	13	PASS
Band5	3MHz	QPSK	20635	15RB#0	5.13	13	PASS
Band5	3MHz	16QAM	20415	1RB#0	4.45	13	PASS
Band5	3MHz	16QAM	20415	15RB#0	5.22	13	PASS
Band5	3MHz	16QAM	20525	1RB#0	5.41	13	PASS
Band5	3MHz	16QAM	20525	15RB#0	6.11	13	PASS
Band5	3MHz	16QAM	20635	1RB#0	5.06	13	PASS
Band5	3MHz	16QAM	20635	15RB#0	5.97	13	PASS
Band5	5MHz	QPSK	20425	1RB#0	3.56	13	PASS
Band5	5MHz	QPSK	20425	25RB#0	4.53	13	PASS
Band5	5MHz	QPSK	20525	1RB#0	4.60	13	PASS
Band5	5MHz	QPSK	20525	25RB#0	5.20	13	PASS
Band5	5MHz	QPSK	20625	1RB#0	3.57	13	PASS
Band5	5MHz	QPSK	20625	25RB#0	4.94	13	PASS
Band5	5MHz	16QAM	20425	1RB#0	4.44	13	PASS
Band5	5MHz	16QAM	20425	25RB#0	5.34	13	PASS
Band5	5MHz	16QAM	20525	1RB#0	5.65	13	PASS
Band5	5MHz	16QAM	20525	25RB#0	6.04	13	PASS
Band5	5MHz	16QAM	20625	1RB#0	4.32	13	PASS
Band5	5MHz	16QAM	20625	25RB#0	5.83	13	PASS
Band5	10MHz	QPSK	20450	1RB#0	3.53	13	PASS
Band5	10MHz	QPSK	20450	50RB#0	5.10	13	PASS
Band5	10MHz	QPSK	20525	1RB#0	4.58	13	PASS
Band5	10MHz	QPSK	20525	50RB#0	5.06	13	PASS
Band5	10MHz	QPSK	20600	1RB#0	3.69	13	PASS
Band5	10MHz	QPSK	20600	50RB#0	4.86	13	PASS
Band5	10MHz	16QAM	20450	1RB#0	4.30	13	PASS
Band5	10MHz	16QAM	20450	50RB#0	5.89	13	PASS

Any report having not been signed by authorized approver, or having been altered without authorization, or having not been stamped by the "Dedicated Testing/Inspection Stamp" is deemed to be invalid. Copying or excerpting portion of, or altering the content of the report is not permitted without the written authorization of AGC. The test results presented in the report apply only to the tested sample. Any objections to report issued by AGC should be submitted to AGC within 15days after the issuance of the test report. Further enquiry of validity or verification of the test report should be addressed to AGC by agc@agc-cert.com.

Attestation of Global Compliance(Shenzhen)Co., Ltd

Attestation of Global Compliance(Shenzhen)Std & Tech Co., Ltd

Tel: +86-755 2523 4088 E-mail: agc@agc-cert.com Web: http://cn.agc-cert.com/



Band5	10MHz	16QAM	20525	1RB#0	5.54	13	PASS
Band5	10MHz	16QAM	20525	50RB#0	5.92	13	PASS
Band5	10MHz	16QAM	20600	1RB#0	4.63	13	PASS
Band5	10MHz	16QAM	20600	50RB#0	5.64	13	PASS

Any report having not been signed by authorized approver, or having been altered without authorization, or having not been stamped by the "Dedicated Testing/Inspection Stamp" is deemed to be invalid. Copying or excerpting portion of, or altering the content of the report is not permitted without the written authorization of AGC. The test results presented in the report apply only to the tested sample. Any objections to report issued by AGC should be submitted to AGC within 15days after the issuance of the test report. Further enquiry of validity or verification of the test report should be addressed to AGC by agc@agc-cert.com.

Attestation of Global Compliance(Shenzhen)Co., Ltd
Attestation of Global Compliance(Shenzhen)Std & Tech Co., Ltd
Tel: +86-755 2523 4088 E-mail: agc@agc-cert.com Web: <http://cn.agc-cert.com/>



LTE Band 12

Band	Bandwidth	Modulation	Channel	RB Configuration	Result(dB)	Limit(dB)	Verdict
Band12	1.4MHz	QPSK	23017	6RB#0	4.94	13	PASS
Band12	1.4MHz	QPSK	23095	6RB#0	5.02	13	PASS
Band12	1.4MHz	QPSK	23173	6RB#0	4.77	13	PASS
Band12	1.4MHz	16QAM	23017	6RB#0	5.79	13	PASS
Band12	1.4MHz	16QAM	23095	6RB#0	5.88	13	PASS
Band12	1.4MHz	16QAM	23173	6RB#0	5.73	13	PASS
Band12	3MHz	QPSK	23025	15RB#0	5.01	13	PASS
Band12	3MHz	QPSK	23095	15RB#0	5.05	13	PASS
Band12	3MHz	QPSK	23165	15RB#0	4.99	13	PASS
Band12	3MHz	16QAM	23025	15RB#0	5.87	13	PASS
Band12	3MHz	16QAM	23095	15RB#0	5.88	13	PASS
Band12	3MHz	16QAM	23165	15RB#0	5.83	13	PASS
Band12	5MHz	QPSK	23035	25RB#0	5.03	13	PASS
Band12	5MHz	QPSK	23095	25RB#0	5.04	13	PASS
Band12	5MHz	QPSK	23155	25RB#0	5.04	13	PASS
Band12	5MHz	16QAM	23035	25RB#0	5.85	13	PASS
Band12	5MHz	16QAM	23095	25RB#0	5.88	13	PASS
Band12	5MHz	16QAM	23155	25RB#0	5.90	13	PASS
Band12	10MHz	QPSK	23060	50RB#0	4.94	13	PASS
Band12	10MHz	QPSK	23095	50RB#0	4.99	13	PASS
Band12	10MHz	QPSK	23130	50RB#0	5.00	13	PASS
Band12	10MHz	16QAM	23060	50RB#0	5.83	13	PASS
Band12	10MHz	16QAM	23095	50RB#0	5.85	13	PASS
Band12	10MHz	16QAM	23130	50RB#0	5.85	13	PASS

Any report having not been signed by authorized approver, or having been altered without authorization, or having not been stamped by the "Dedicated Testing/Inspection Stamp" is deemed to be invalid. Copying or excerpting portion of, or altering the content of the report is not permitted without the written authorization of AGC. The test results presented in the report apply only to the tested sample. Any objections to report issued by AGC should be submitted to AGC within 15days after the issuance of the test report. Further enquiry of validity or verification of the test report should be addressed to AGC by agc@agc-cert.com.

Attestation of Global Compliance(Shenzhen)Co., Ltd
Attestation of Global Compliance(Shenzhen)Std & Tech Co., Ltd
Tel: +86-755 2523 4088 E-mail: agc@agc-cert.com Web: http://cn.agc-cert.com/



LTE Band 13

Band	Bandwidth	Modulation	Channel	RB Configuration	Result(dB)	Limit(dB)	Verdict
Band13	5MHz	QPSK	23205	25RB#0	4.81	13	PASS
Band13	5MHz	QPSK	23230	25RB#0	4.82	13	PASS
Band13	5MHz	QPSK	23255	25RB#0	4.82	13	PASS
Band13	5MHz	16QAM	23205	25RB#0	5.70	13	PASS
Band13	5MHz	16QAM	23230	25RB#0	5.64	13	PASS
Band13	5MHz	16QAM	23255	25RB#0	5.67	13	PASS
Band13	10MHz	QPSK	23230	50RB#0	4.82	13	PASS
Band13	10MHz	16QAM	23230	50RB#0	5.69	13	PASS

LTE BAND 14

Band	Bandwidth	Modulation	Channel	RB Configuration	Result(dB)	Limit(dB)	Verdict
Band14	5MHz	QPSK	23305	25RB#0	4.96	13	PASS
Band14	5MHz	QPSK	23330	25RB#0	4.82	13	PASS
Band14	5MHz	QPSK	23355	25RB#0	4.73	13	PASS
Band14	5MHz	16QAM	23305	25RB#0	5.81	13	PASS
Band14	5MHz	16QAM	23330	25RB#0	5.66	13	PASS
Band14	5MHz	16QAM	23355	25RB#0	5.56	13	PASS
Band14	10MHz	QPSK	23330	50RB#0	4.79	13	PASS
Band14	10MHz	16QAM	23330	50RB#0	5.71	13	PASS

Any report having not been signed by authorized approver, or having been altered without authorization, or having not been stamped by the "Dedicated Testing/Inspection Stamp" is deemed to be invalid. Copying or excerpting portion of, or altering the content of the report is not permitted without the written authorization of AGC. The test results presented in the report apply only to the tested sample. Any objections to report issued by AGC should be submitted to AGC within 15days after the issuance of the test report. Further enquiry of validity or verification of the test report should be addressed to AGC by agc@agc-cert.com.

Attestation of Global Compliance(Shenzhen)Co., Ltd
Attestation of Global Compliance(Shenzhen)Std & Tech Co., Ltd
Tel: +86-755 2523 4088 E-mail: agc@agc-cert.com Web: http://cn.agc-cert.com/



LTE BAND 66

Band	Bandwidth	Modulation	Channel	RB Configuration	Result(dB)	Limit(dB)	Verdict
Band66	1.4MHz	QPSK	131979	6RB#0	4.81	13	PASS
Band66	1.4MHz	QPSK	132322	6RB#0	5.20	13	PASS
Band66	1.4MHz	QPSK	132665	6RB#0	4.51	13	PASS
Band66	1.4MHz	16QAM	131979	6RB#0	5.79	13	PASS
Band66	1.4MHz	16QAM	132322	6RB#0	6.07	13	PASS
Band66	1.4MHz	16QAM	132665	6RB#0	5.41	13	PASS
Band66	3MHz	QPSK	131987	15RB#0	4.96	13	PASS
Band66	3MHz	QPSK	132322	15RB#0	5.30	13	PASS
Band66	3MHz	QPSK	132657	15RB#0	4.56	13	PASS
Band66	3MHz	16QAM	131987	15RB#0	5.79	13	PASS
Band66	3MHz	16QAM	132322	15RB#0	6.13	13	PASS
Band66	3MHz	16QAM	132657	15RB#0	5.44	13	PASS
Band66	5MHz	QPSK	131997	25RB#0	5.04	13	PASS
Band66	5MHz	QPSK	132322	25RB#0	5.30	13	PASS
Band66	5MHz	QPSK	132647	25RB#0	4.61	13	PASS
Band66	5MHz	16QAM	131997	25RB#0	5.82	13	PASS
Band66	5MHz	16QAM	132322	25RB#0	6.09	13	PASS
Band66	5MHz	16QAM	132647	25RB#0	5.40	13	PASS
Band66	10MHz	QPSK	132022	50RB#0	5.15	13	PASS
Band66	10MHz	QPSK	132322	50RB#0	5.30	13	PASS
Band66	10MHz	QPSK	132622	50RB#0	4.73	13	PASS
Band66	10MHz	16QAM	132022	50RB#0	5.91	13	PASS
Band66	10MHz	16QAM	132322	50RB#0	6.06	13	PASS
Band66	10MHz	16QAM	132622	50RB#0	5.57	13	PASS
Band66	15MHz	QPSK	132047	75RB#0	5.36	13	PASS
Band66	15MHz	QPSK	132322	75RB#0	5.43	13	PASS
Band66	15MHz	QPSK	132597	75RB#0	4.99	13	PASS
Band66	15MHz	16QAM	132047	75RB#0	6.04	13	PASS
Band66	15MHz	16QAM	132322	75RB#0	6.12	13	PASS
Band66	15MHz	16QAM	132597	75RB#0	5.71	13	PASS
Band66	20MHz	QPSK	132072	100RB#0	5.11	13	PASS
Band66	20MHz	QPSK	132322	100RB#0	5.26	13	PASS
Band66	20MHz	QPSK	132572	100RB#0	4.99	13	PASS
Band66	20MHz	16QAM	132072	100RB#0	5.95	13	PASS
Band66	20MHz	16QAM	132322	100RB#0	6.06	13	PASS
Band66	20MHz	16QAM	132572	100RB#0	5.76	13	PASS

Any report having not been signed by authorized approver, or having been altered without authorization, or having not been stamped by the "Dedicated Testing/Inspection Stamp" is deemed to be invalid. Copying or excerpting portion of, or altering the content of the report is not permitted without the written authorization of AGC. The test results presented in the report apply only to the tested sample. Any objections to report issued by AGC should be submitted to AGC within 15days after the issuance of the test report. Further enquiry of validity or verification of the test report should be addressed to AGC by agc@agc-cert.com.

Attestation of Global Compliance(Shenzhen)Co., Ltd
Attestation of Global Compliance(Shenzhen)Std & Tech Co., Ltd
Tel: +86-755 2523 4088 E-mail: agc@agc-cert.com Web: http://cn.agc-cert.com/



LTE BAND 71

Band	Bandwidth	Modulation	Channel	RB Configuration	Result(dB)	Limit(dB)	Verdict
Band71	5MHz	QPSK	133147	25RB#0	4.51	13	PASS
Band71	5MHz	QPSK	133297	25RB#0	4.82	13	PASS
Band71	5MHz	QPSK	133447	25RB#0	5.05	13	PASS
Band71	5MHz	16QAM	133147	25RB#0	5.34	13	PASS
Band71	5MHz	16QAM	133297	25RB#0	5.62	13	PASS
Band71	5MHz	16QAM	133447	25RB#0	5.86	13	PASS
Band71	10MHz	QPSK	133172	50RB#0	4.61	13	PASS
Band71	10MHz	QPSK	133297	50RB#0	4.71	13	PASS
Band71	10MHz	QPSK	133422	50RB#0	5.06	13	PASS
Band71	10MHz	16QAM	133172	50RB#0	5.42	13	PASS
Band71	10MHz	16QAM	133297	50RB#0	5.62	13	PASS
Band71	10MHz	16QAM	133422	50RB#0	5.88	13	PASS
Band71	15MHz	QPSK	133197	75RB#0	5.18	13	PASS
Band71	15MHz	QPSK	133297	75RB#0	4.77	13	PASS
Band71	15MHz	QPSK	133397	75RB#0	5.32	13	PASS
Band71	15MHz	16QAM	133197	75RB#0	5.86	13	PASS
Band71	15MHz	16QAM	133297	75RB#0	5.64	13	PASS
Band71	15MHz	16QAM	133397	75RB#0	6.01	13	PASS
Band71	20MHz	QPSK	133222	100RB#0	5.01	13	PASS
Band71	20MHz	QPSK	133322	100RB#0	4.87	13	PASS
Band71	20MHz	QPSK	133372	100RB#0	5.20	13	PASS
Band71	20MHz	16QAM	133222	100RB#0	5.88	13	PASS
Band71	20MHz	16QAM	133322	100RB#0	5.71	13	PASS
Band71	20MHz	16QAM	133372	100RB#0	5.96	13	PASS

Any report having not been signed by authorized approver, or having been altered without authorization, or having not been stamped by the "Dedicated Testing/Inspection Stamp" is deemed to be invalid. Copying or excerpting portion of, or altering the content of the report is not permitted without the written authorization of AGC. The test results presented in the report apply only to the tested sample. Any objections to report issued by AGC should be submitted to AGC within 15days after the issuance of the test report. Further enquiry of validity or verification of the test report should be addressed to AGC by agc@agc-cert.com.

Attestation of Global Compliance(Shenzhen)Co., Ltd
Attestation of Global Compliance(Shenzhen)Std & Tech Co., Ltd
Tel: +86-755 2523 4088 E-mail: agc@agc-cert.com Web: http://cn.agc-cert.com/



10. SPURIOUS AND HARMONIC EMISSIONS AT ANTENNA TERMINAL

10.1 PROVISIONS APPLICABLE

The level of the carrier and the various conducted spurious and harmonic frequencies is measured by means of a calibrated spectrum analyzer. The spectrum is scanned from the lowest frequency generated in the equipment up to a frequency including its 10th harmonic. All out of band emissions are measured with a spectrum analyzer connected to the antenna terminal of the EUT while the EUT is operating at its maximum duty cycle, at maximum power, and at the appropriate frequencies. All data rates were investigated to determine the worst case configuration. All modes of operation were investigated and the worst case configuration results are reported in this section.

10.2 MEASUREMENT METHOD

For Band 2/Band 4/Band 5/Band 12/Band 13/Band 14/Band 66/Band 71:

The minimum permissible attenuation level of any spurious emission is $43 + \log_{10}(P[\text{Watts}])$, where P is the transmitter power in Watts.

For Band 7:

- (i) $40 + 10 \log_{10} p$ from the channel edges to 5 MHz away
- (ii) $43 + 10 \log_{10} p$ between 5 MHz and X MHz from the channel edges, and
- (iii) $55 + 10 \log_{10} p$ at X MHz and beyond from the channel edges

For Band 14:

On all frequencies between 769-775 MHz and 799-805 MHz: $< 65 + 10 \log_{10} (P[\text{Watts}])$

For Band 38/41:

- 1. The attenuation factor shall be not less than $40 + 10 \log (P)$ dB on all frequencies between the channel edge and 5 megahertz from the channel edge,
- 2. $43 + 10 \log (P)$ dB on all frequencies between 5 megahertz and X megahertz from the channel edge.
- 3. $55 + 10 \log (P)$ dB on all frequencies more than X megahertz from the channel edge.
- 4. The attenuation factor shall not be less than $43 + 10 \log (P)$ dB on all frequencies between 2490.5 MHz and 2496 MHz.
- 5. $55 + 10 \log (P)$ dB at or below 2490.5 MHz.
- 6. X is the greater of 6MHz or the actual emission bandwidth.

Test Settings

- 1. Start frequency was set to 30MHz and stop frequency was set to at least $10 \times$ the fundamental frequency (separated into at least two plots per channel)
- 1. RBW = 1 MHz
- 2. VBW \geq 3 MHz
- 3. Detector = RMS
- 4. Trace Mode = Average
- 5. Sweep time = auto
- 6. Number of points in sweep $\geq 2 \times \text{Span} / \text{RBW}$

Any report having not been signed by authorized approver, or having been altered without authorization, or having not been stamped by the "Dedicated Testing/Inspection Stamp" is deemed to be invalid. Copying or excerpting portion of, or altering the content of the report is not permitted without the written authorization of AGC. The test results presented in the report apply only to the tested sample. Any objections to report issued by AGC should be submitted to AGC within 15 days after the issuance of the test report. Further enquiry of validity or verification of the test report should be addressed to AGC by agc@agc-cert.com.


Attestation of Global Compliance(Shenzhen)Co., Ltd
Attestation of Global Compliance(Shenzhen)Std & Tech Co., Ltd
Tel: +86-755 2523 4088 E-mail: agc@agc-cert.com Web: <http://cn.agc-cert.com/>



Test Note

Compliance with the applicable limits is based on the use of measurement instrumentation employing a resolution bandwidth of 100 kHz or greater for frequencies less than 1 GHz and 1 MHz or greater for frequencies greater than 1 GHz. However, in the 1 MHz bands immediately outside and adjacent to the frequency block a resolution bandwidth of at least one percent of the emission bandwidth of the fundamental emission of the transmitter may be employed. The emission bandwidth is defined as the width of the signal between two points, one below the carrier center frequency and one above the carrier center frequency, outside of which all emission are attenuated at least 26 dB below the transmitter power.

10.3 MEASUREMENT SETUP



10.4 MEASUREMENT RESULT

Please refer to: appendix a test plots for spurious and harmonic emissions at antenna terminal

Note: 1. No transmission signal is found in standby or receiving mode, and the default value is lower than the limit of 20dB, which is not recorded in this report.

Any report having not been signed by authorized approver, or having been altered without authorization, or having not been stamped by the "Dedicated Testing/Inspection Stamp" is deemed to be invalid. Copying or excerpting portion of, or altering the content of the report is not permitted without the written authorization of AGC. The test results presented in the report apply only to the tested sample. Any objections to report issued by AGC should be submitted to AGC within 15days after the issuance of the test report. Further enquiry of validity or verification of the test report should be addressed to AGC by agc@agc-cert.com.

Attestation of Global Compliance(Shenzhen)Co., Ltd
Attestation of Global Compliance(Shenzhen)Std & Tech Co., Ltd
Tel: +86-755 2523 4088 E-mail: agc@agc-cert.com Web: http://cn.agc-cert.com/



11. RADIATED SPURIOUS EMISSION

11.1 PROVISIONS APPLICABLE

(A) On any frequency outside a licensee's frequency block (e.g. A, D, B, etc.) within the USPCS spectrum, the power of any emission shall be attenuated below the transmitter power (P, in Watts) by at least $43+10\log(P)$ dB. The specification that emissions shall be attenuated below the transmitter power (P) by at least $43 + 10 \log (P)$ dB, translates in the relevant power range (1 to 0.001 W) to -13 dBm.

At 1 W the specified minimum attenuation becomes 43 dB and relative to a 30 dBm (1 W) carrier becomes a limit of -13 dBm. At 0.001 W (0 dBm) the minimum attenuation is 13 dB, which again yields a limit of -13 dBm. In this way a translation of the specification from relative to absolute terms is carried out.

(B) For specific criteria, please refer to the description in section 9.2 of the report for corresponding evaluation.

11.2 MEASUREMENT PROCEDURE

1. The EUT was placed on the top of the turntable 0.8 or 1.5 meter above ground. The phase center of the receiving antenna mounted on the top of a height-variable antenna tower was placed 3 meters far away from the turntable.
2. Power on the EUT and all the supporting units. The turntable was rotated by 360 degrees to determine the position of the highest radiation.
3. The height of the broadband receiving antenna was varied between one meter and four meters above ground to find the maximum emissions field strength of both horizontal and vertical polarization.
4. For each suspected emissions, the antenna tower was scan (from 1 M to 4 M) and then the turntable was rotated (from 0 degree to 360 degrees) to find the maximum reading.
5. Set the test-receiver system to Peak or CISPR quasi-peak Detect Function with specified bandwidth under Maximum Hold Mode.
6. For emissions above 1GHz, use 1MHz VBW and RBW for peak reading. Then 1MHz RBW and 10Hz VBW for average reading in spectrum analyzer. Place the measurement antenna away from each area of the EUT determined to be a source of emissions at the specified measurement distance, while keeping the measurement antenna aimed at the source of emissions at each frequency of significant emissions, with polarization oriented for maximum response. The measurement antenna may have to be higher or lower than the EUT, depending on the radiation pattern of the emission and staying aimed at the emission source for receiving the maximum signal. The final measurement antenna elevation shall be that which maximizes the emissions. The measurement antenna elevation for maximum emissions shall be restricted to a range of heights of from 1 m to 4 m above the ground or reference ground plane.
7. When the radiated emissions limits are expressed in terms of the average value of the emissions, and pulsed operation is employed, the measurement field strength shall be determined by averaging over one complete pulse train, including blanking intervals, as long as the pulse train does not exceed 0.1 seconds. As an alternative (provided the transmitter operates for longer than 0.1 seconds) or in cases where the pulse train exceeds 0.1 seconds, the measured field strength shall be determined from the average absolute voltage during a 0.1 second interval during which the field strength is at its maximum values.
8. If the emissions level of the EUT in peak mode was 3 dB lower than the average limit specified, then testing will be stopped and peak values of EUT will be reported, otherwise, the emissions which do not have 3 dB margin will be repeated one by one using the quasi-peak method for below 1GHz.

Any report having not been signed by authorized approver, or having been altered without authorization, or having not been stamped by the "Dedicated Testing/Inspection Stamp" is deemed to be invalid. Copying or excerpting portion of, or altering the content of the report is not permitted without the written authorization of AGC. The test results presented in the report apply only to the tested sample. Any objections to report issued by AGC should be submitted to AGC within 15days after the issuance of the test report. Further enquiry of validity or verification of the test report should be addressed to AGC by agc@agc-cert.com.

Attestation of Global Compliance(Shenzhen)Co., Ltd
Attestation of Global Compliance(Shenzhen)Std & Tech Co., Ltd
Tel: +86-755 2523 4088 E-mail: agc@agc-cert.com Web: http://cn.agc-cert.com/



9. For testing above 1GHz, the emissions level of the EUT in peak mode was lower than average limit (that means the emissions level in peak mode also complies with the limit in average mode), then testing will be stopped and peak values of EUT will be reported, otherwise, the emissions will be measured in average mode again and reported.
10. In case the emission is lower than 30MHz, loop antenna has to be used for measurement and the recorded data should be QP measured by receiver. High - Low scan is not required in this case.
11. For spurious emissions above 1GHz, a horn antenna is substituted in place of the EUT.
The substitute antenna is driven by a signal generator and the previously recorded signal was duplicated.
The spurious emissions is calculated by the following formula;

$$\text{Result(dBm)} = \text{Pg(dBm)} + \text{Factor(dB)}$$

$$\text{Factor(dB)} = \text{Ant Gain(dB)} - \text{Cable Loss(dB)} + \text{Power Splitter(dB)} \text{ (Above 1GHz)}$$

$$\text{Factor(dB)} = \text{Ant Gain(dB)} - \text{Cable Loss(dB)} \text{ (Below 1GHz)}$$

Where: P_g is the generator output power into the substitution antenna.

If the fundamental frequency is below 1GHz, RF output power has been converted to EIRP.

$$\text{EIRP(dBm)} = \text{ERP(dBm)} + 2.15$$

12. Examples of Factor parameters for testing radiation spurious:

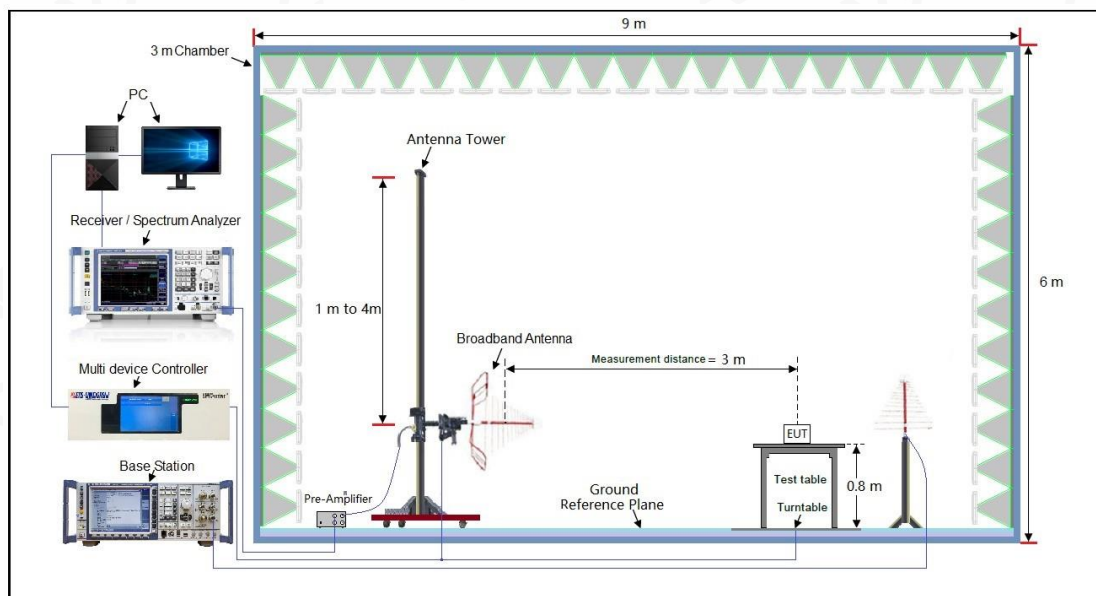
Frequency Range(MHz)	Factor(dB)
30-500	6.18
500-1000	9.37
1000-1500	27.56
1500-2000	28.27
2000-3000	29.45
3000-5000	30.15
5000-10000	31.26
10000-15000	32.78
15000-20000	33.99
Above 20GHz	35.04

Any report having not been signed by authorized approver, or having been altered without authorization, or having not been stamped by the "Dedicated Testing/Inspection Stamp" is deemed to be invalid. Copying or excerpting portion of, or altering the content of the report is not permitted without the written authorization of AGC. The test results presented in the report apply only to the tested sample. Any objections to report issued by AGC should be submitted to AGC within 15days after the issuance of the test report. Further enquiry of validity or verification of the test report should be addressed to AGC by agc@agc-cert.com.

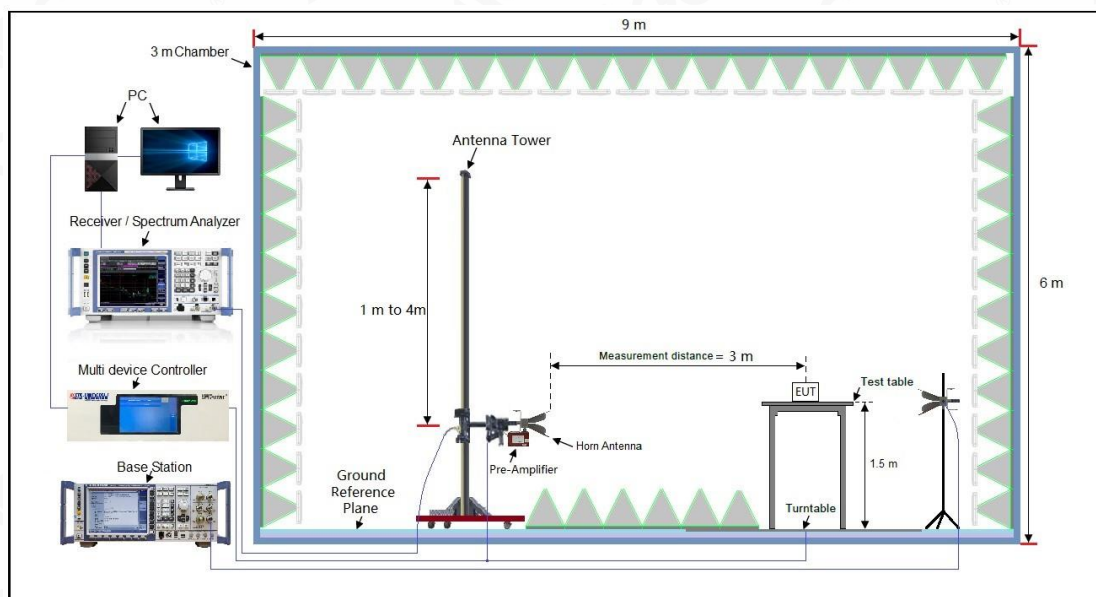


11.3 MEASUREMENT SETUP

Radiated Emissions 30MHz to 1GHz Test setup



Radiated Emissions Above 1GHz Test setup



Any report having not been signed by authorized approver, or having been altered without authorization, or having not been stamped by the "Dedicated Testing/Inspection Stamp" is deemed to be invalid. Copying or excerpting portion of, or altering the content of the report is not permitted without the written authorization of AGC. The test results presented in the report apply only to the tested sample. Any objections to report issued by AGC should be submitted to AGC within 15days after the issuance of the test report. Further enquiry of validity or verification of the test report should be addressed to AGC by agc@agc-cert.com.

Attestation of Global Compliance(Shenzhen)Co., Ltd
Attestation of Global Compliance(Shenzhen)Std & Tech Co., Ltd
Tel: +86-755 2523 4088 E-mail: agc@agc-cert.com Web: <http://cn.agc-cert.com/>



11.4 MEASUREMENT RESULT

LTE Band 2 Low channel

Frequency (MHz)	Polarity (H/V)	Emission Level (dBm)	Limit (dBm)	Margin (dB)
5580	V	-41.02	-13	-28.02
3720	V	-39.95	-13	-26.95
695.5	V	-48.01	-13	-35.01
412.1	V	-50.30	-13	-37.30
5580	H	-39.68	-13	-26.68
3720	H	-41.93	-13	-28.93
678.3	H	-48.03	-13	-35.03
452.1	H	-50.44	-13	-37.44

Middle channel

Frequency (MHz)	Polarity (H/V)	Emission Level (dBm)	Limit (dBm)	Margin (dB)
5640	V	-40.77	-13	-27.77
3760	V	-39.86	-13	-26.86
885.1	V	-47.84	-13	-34.84
618.7	V	-48.50	-13	-35.50
5640	H	-48.97	-13	-35.97
3760	H	-41.37	-13	-28.37
851.3	H	-44.86	-13	-31.86
732.5	H	-48.60	-13	-35.60

High channel

Frequency (MHz)	Polarity (H/V)	Emission Level (dBm)	Limit (dBm)	Margin (dB)
5700	V	-41.62	-13	-28.62
3800	V	-42.06	-13	-29.06
664.5	V	-46.88	-13	-33.88
525.8	V	-46.38	-13	-33.38
5700	H	-40.25	-13	-27.25
3800	H	-39.81	-13	-26.81
669.8	H	-48.08	-13	-35.08
574.4	H	-48.68	-13	-35.68

Any report having not been signed by authorized approver, or having been altered without authorization, or having not been stamped by the "Dedicated Testing/Inspection Stamp" is deemed to be invalid. Copying or excerpting portion of, or altering the content of the report is not permitted without the written authorization of AGC. The test results presented in the report apply only to the tested sample. Any objections to report issued by AGC should be submitted to AGC within 15days after the issuance of the test report. Further enquiry of validity or verification of the test report should be addressed to AGC by agc@agc-cert.com.



LTE Band 4 Low channel

Frequency (MHz)	Polarity (H/V)	Emission Level (dBm)	Limit (dBm)	Margin (dB)
5160	V	-38.51	-13	-25.51
3440	V	-38.98	-13	-25.98
745.5	V	-44.39	-13	-31.39
528.1	V	-46.85	-13	-33.85
5160	H	-38.78	-13	-25.78
3440	H	-39.52	-13	-26.52
520.5	H	-46.47	-13	-33.47
395.8	H	-43.00	-13	-30.00

Middle channel

Frequency (MHz)	Polarity (H/V)	Emission Level (dBm)	Limit (dBm)	Margin (dB)
5197.5	V	-38.07	-13	-25.07
3465	V	-38.03	-13	-25.03
669.4	V	-45.75	-13	-32.75
512.5	V	-47.40	-13	-34.40
5197.5	H	-38.39	-13	-25.39
3465	H	-39.14	-13	-26.14
569.4	H	-46.40	-13	-33.40
469.3	H	-45.13	-13	-32.13

High channel

Frequency (MHz)	Polarity (H/V)	Emission Level (dBm)	Limit (dBm)	Margin (dB)
5235	V	-38.03	-13	-25.03
3490	V	-38.94	-13	-25.94
711.1	V	-47.68	-13	-34.68
528.7	V	-46.89	-13	-33.89
5235	H	-37.63	-13	-24.63
3490	H	-38.28	-13	-25.28
612.5	H	-45.30	-13	-32.30
553.9	H	-44.82	-13	-31.82

Any report having not been signed by authorized approver, or having been altered without authorization, or having not been stamped by the "Dedicated Testing/Inspection Stamp" is deemed to be invalid. Copying or excerpting portion of, or altering the content of the report is not permitted without the written authorization of AGC. The test results presented in the report apply only to the tested sample. Any objections to report issued by AGC should be submitted to AGC within 15days after the issuance of the test report. Further enquiry of validity or verification of the test report should be addressed to AGC by agc@agc-cert.com.

