

Underglow Lights

User Manual

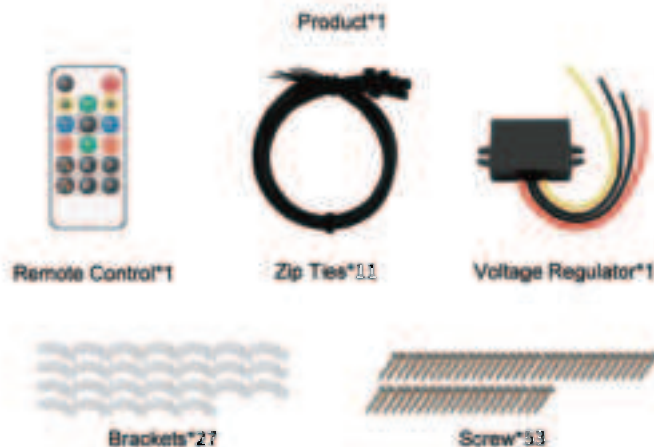

ONLY FIT 12V

(If the input voltage is higher than 16V, then need to connect the voltage reducer.)



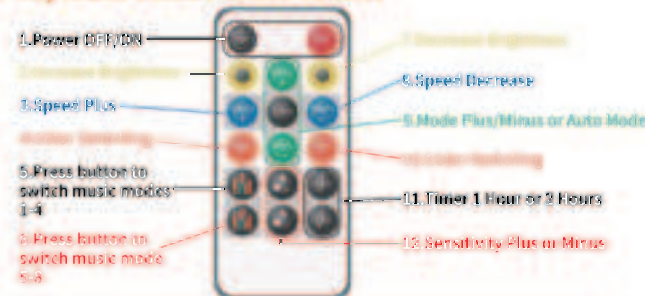
FCC ID: 2A3DH-MS-D2ERNPT4

Accessories



Remote Control

17-key multi-mode remote control



APP Control

1) APP Download

- Scan and download the APP "Magic Lantern" in Web page or APP store
- Waiting for it successfully installed on your smartphone, click to run it



APP Control

2) How to use the APP

1) Connection

Click the icon button in the upper left corner and start searching for adding devices.


When it shows the connection is successful, you can use it normally.



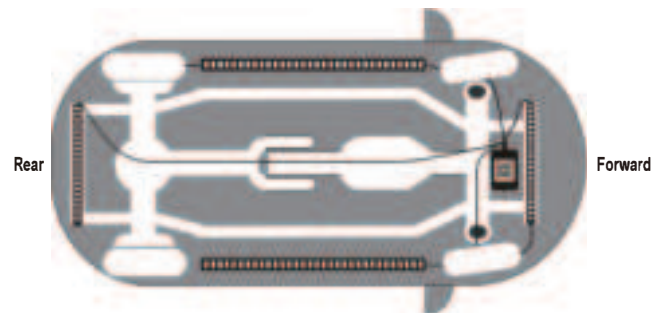
2) Mode

When this mode is enabled, the phone automatically recognizes the sound of the environment and synchronously displays it as a light effect.


You can choose your favorite music, the lights will beat with the rhythm of the music, bringing better lighting effect



You can set the timing, the lights will be on or off at your request



24V-72V to 12V
Step-Down IP67
Waterproof Module



Specifications

Color	RGB / RGBIC
Input Voltage	12v
Power Supply	15w
Housing	PC
Housing Waterproof	IP68
LED Type	SMD 5050 LED
Apply On	Off-road vehicle

Notice

1. This product is mainly used for off hood vehicle chassis. If used elsewhere, the results may not be as good as expected.
2. The power supply range of this product is 12v, less than this range may lead to dark or not bright lamp, higher than this range will directly damage the product, please note, in order to avoid loss caused by misoperation.
3. Although the product voltage is within the safe voltage range, do not let the user of less than 18 years old, if the short circuit will also cause personal injury or other losses.
4. Each lamp of this product is equipped with screws and tie straps, which can be installed according to the actual situation of your car.
5. This product drive can be placed in the front battery position, can also be placed in the chassis front part, need to pay attention to waterproof and high temperature, the waterproof level of the drive is IP67, can not soak in water, otherwise it may lead to circuit damage, also can not be placed next to the high temperature engine, over 90°C high temperature will directly affect the normal operation of the drive.
6. When wiring, please pay attention to hidden line position, to avoid wire impact or hook off, causing direct damage, layout of the line to avoid high temperature position, so as not to cause loss or fire.
7. Please connect the product to test whether it works normally before installation, and then conduct wiring installation. If the product does not work, please check the following steps:
 - (1) Whether the power supply has been turned on, whether it is stable;
 - (2) The negative pole is correctly connected, or whether the rail position is effective;
 - (3) Whether the wire is correctly connected with the drive;
 - (4) Whether the power supply of the vehicle meets the power supply demand of the equipment;
 - (5) Whether the close button is clicked in the APP.

FCC Warning Statement

This equipment has been tested and found to comply with the limits for a Class B digital device, pursuant to Part 15 of the FCC Rules. These limits are designed to provide reasonable protection against harmful interference in a residential installation. This equipment generates uses and can radiate radio frequency energy and, if not installed and used in accordance with the instructions, may cause harmful interference to radio communications. However, there is no guarantee that interference will not occur in a particular installation. If this equipment does cause harmful interference to radio or television reception, which can be determined by turning the equipment off and on, the user is encouraged to try to correct the interference by one or more of the following measures

- Reorient or relocate the receiving antenna
- Increase the separation between the equipment and receiver.
- Connect the equipment into an outlet on a circuit different from that to which the receiver is connected.
- Consult the dealer or an experienced radio/TV technician for help.

Caution: Any changes or modifications to this device not explicitly approved by manufacturer could void your authority to operate this equipment

This device complies with part 15 of the FCC Rules. Operation is subject to the following two conditions: (1) This device may not cause harmful interference, and (2) this device must accept any interference received, including interference that may cause undesired operation

RF Exposure Information

This equipment complies with FCC radiation exposure limits set forth for an uncontrolled environment. This equipment should be installed and operated with minimum distance 0cm between the radiator and your body.

风琴折

