

# ANTENNA TEST REPORT

**Product :** PCB antenna  
**Brand:** Fanstel  
**Model:** PCB  
**Model Difference:** N/A  
**Applicant:** Fanstel Corporation, Taipei  
**Address:** 10F-10, No. 79, Sec. 1, Hsin Tai Wu Rd.,  
Hsi-Chih, New Taipei City 221 Taiwan

## Test Performed by:

### International Standards Laboratory

<LT Lab.>

\*Address:

No. 120, Lane 180, San Ho Tsuen, Hsin Ho Rd.

Lung-Tan Hsiang, Tao Yuan County 325, Taiwan

\*Tel : 886-3-407-1718; Fax: 886-3-407-1738

Report No.: **ISL-19LR022ANT**

Issue Date : **2019/04/30**

Test By:

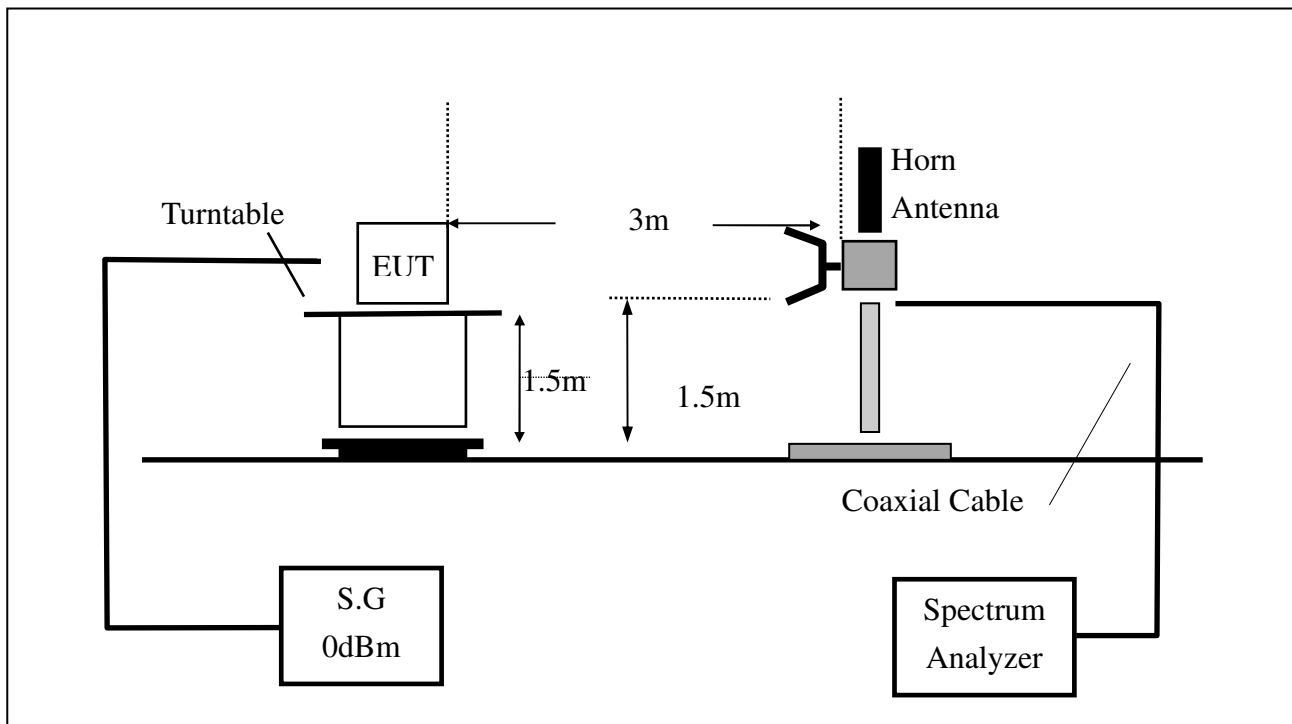
*Barry Lee*

Test results given in this report apply only to the specific sample(s) tested and are traceable to national or international standard through calibration of the equipment and evaluating measurement uncertainty herein.

This report **MUST** not be used to claim product endorsement by TAF, NEMKO or any agency of the Government.

This test report shall not be reproduced except in full, without the written approval of International Standards Laboratory.

## 1. Test SET-UP (Block Diagram of Configuration)



Measurement Equipment Used:					
EQUIPMENT TYPE	MFR	MODEL NUMBER	SERIAL NUMBER	LAST CAL.	CAL DUE.
Spectrum Analyzer	Agilent	N9010A	MY52100117	06/30/2018	06/29/2019
Horn antenna	SCHWARZBECK	9120D	9120D-1627	07/21/2018	07/20/2019
Horn antenna	EM	EM-AH-10180	2011090207	10/05/2018	10/04/2019
Signal Generator	R&S	SMU200A	102330	05/15/2018	05/14/2019

## 2. EUT Photo

Figure 1  
2.4G Antenna





Figure 2



## Test Result

### 2.4G Antenna

<b>Maximum gain test result:</b>	
Maximum antenna Gain	= 1.61 dBi

Antenna Gain	2400	2450	2500	Unit
	1.61	1.22	-0.15	dBi

Figure 1. 2.4G Antenna 2400MHz

Figure 2. 2.4G Antenna 2450MHz

Figure 3. 2.4G Antenna 2500MHz

Figure 1

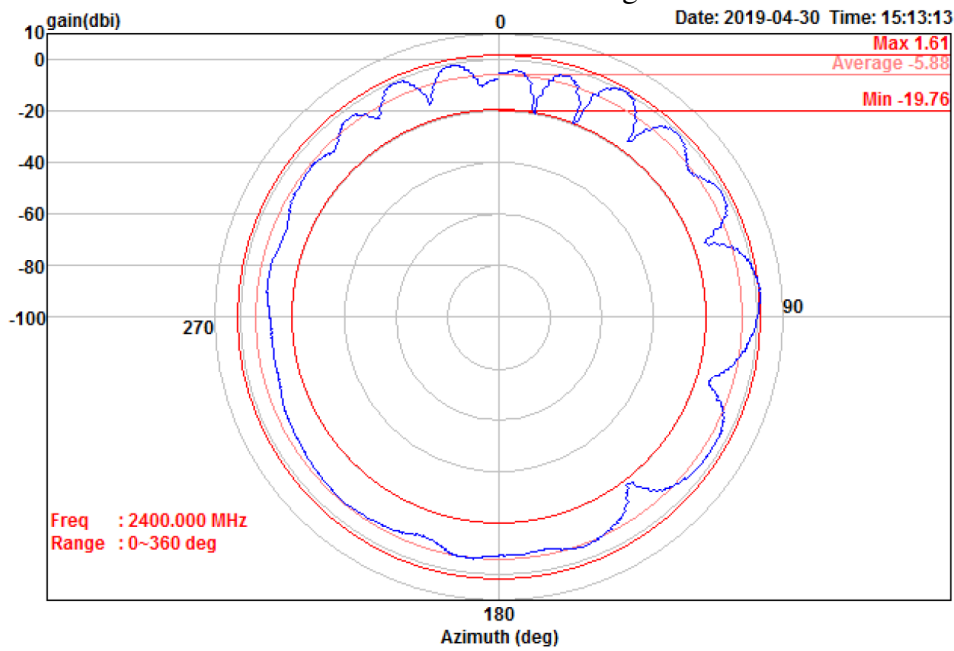


Figure 2

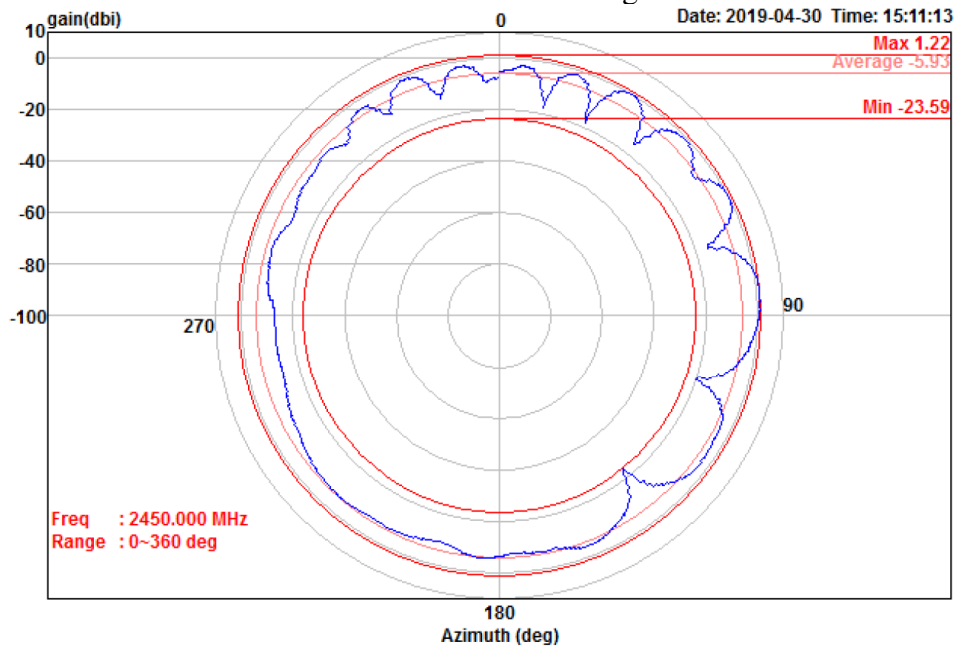


Figure 3

