

BAGTA

SMARTER. EASIER. FASTER.



DEVICE SPECIFICATIONS

BAGTAG
Flex

Contents

- 1 Technical specifications
- 2 Regulations and conformity
- 3 Physical specification
- 4 Operating instructions
- 5 Attachment method



BAGTAG
Flex



1. Technical specifications

1.1 General specifications

Connectivity	Bluetooth Low Energy 5.0 RFID UHF NFC
Security	128-bit AES
Power consumption	0mW in normal state (display on)
Operation lifetime	indefinite
Operating temperature	0° - 40°
IP rating	unspecified

1.2 Display

Type	Electronic Paper Display
Protection	High impact and scratch resistant cover lens
Size	3.7"
Viewing angle	unspecified
Display colors	Black/White
Resolution	280px x 480px

1.3 Bluetooth

Type	Low Energy (5.0)
Frequency range	2402 - 2480 MHz

1.4 RFID

Band	Ultra-high frequency (UHF)
Frequency range	860 - 960 MHz
Standard	EPC Class 1 Gen2, ISO/IEC 18000-6C
Antenna	Omnidirectional
Operation	Passive ('read only' by external source/interrogators)

1.5 Power

Type	NFC
Conduction range	5mm
Frequency	13.56 MHz

1.6 Certifications



2. Regulations and conformity

According to FAA, ICAO and IATA electronic bag tags are considered Personal Electronic Devices (PEDs), with the added exception that they are not readily accessible during flight. Several regulatory standards apply and are listed below.

It is in any case important to note that BAGTAG2 is a passive device and does NOT contain a battery.



Source	Document	Topic	Advice	BAGTAG
IATA	Guidance on Smart Baggage	Maximum Lithium content / battery	2 g	n/a
IATA	Guidance on Smart Baggage	Required battery certification	UN 38.3	n/a
FAA	Use of PED aboard aircraft (AC 91.21-1D)	RF radiated emission limits following RTCA DO-160, section 21		
FAA	Use of PED aboard aircraft (AC 91.21-1D)	Means to shut off, if active device	several	n/a
FAA	Use of PED aboard aircraft (AC 91.21-1D)	PED batteries – lithium content	0.3 g/ battery	n/a
ICAO	DGP/26-WP/2	Proposed restrictions on Electronic Bag Tag battery	0.3 g / battery	n/a
ICAO	DGP/26-WP/2	Battery certification	UN 38.3	n/a

Compliance Statement

This device complies with Part 15 of the FCC Rules. Operation is subject to the following two conditions: (1) This device may not cause harmful interference, and (2) this device must accept any interference received, including interference that may cause undesired operation.

This equipment has been tested and found to comply with the limits for a Class B digital device, pursuant to Part 15 of the FCC Rules. These limits are designed to provide reasonable protection against harmful interference in a residential installation. This equipment generates, uses and can radiate radio frequency energy and, if not installed and used in accordance with the instructions, may cause harmful interference to radio communications. However, there is no guarantee that interference will not occur in a particular installation.

If this equipment does cause harmful interference to radio or television reception, which can be determined by turning the equipment off and on, the user is encouraged to try to correct the interference by one of the following measures:

- Reorient or relocate the receiving antenna.
- Increase the separation between the equipment and receiver.
- Connect the equipment into an outlet on a circuit different from that to which the receiver is connected.
- Consult the dealer or an experienced radio/TV technician for help.

FCC Caution: Any changes or modifications not expressly approved by the party responsible for compliance could void the user's authority to operate this equipment.

This transmitter must not be co-located or operating in conjunction with any other antenna or transmitter.

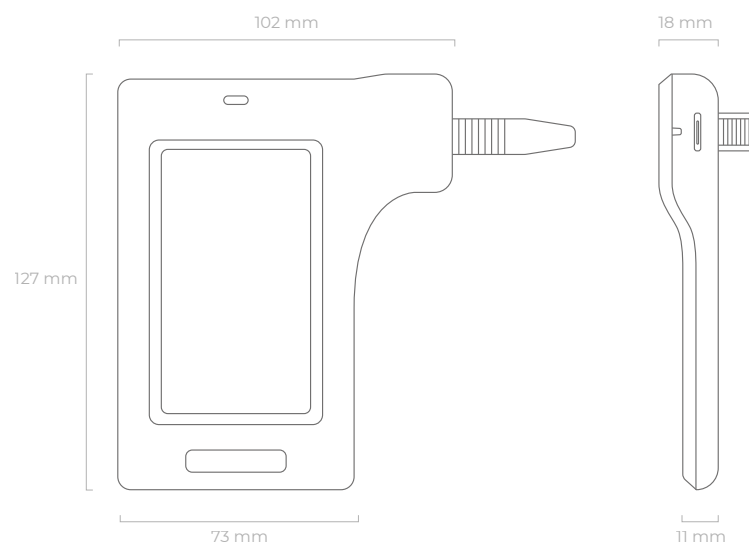
Radiation Exposure Statement:

The product complies with the FCC portable RF exposure limit set forth for an uncontrolled environment and are safe for intended operation as described in this manual. The further RF exposure reduction can be achieved if the product can be kept as far as possible from the user body or set the device to lower output power if such function is available.

3. Physical specifications

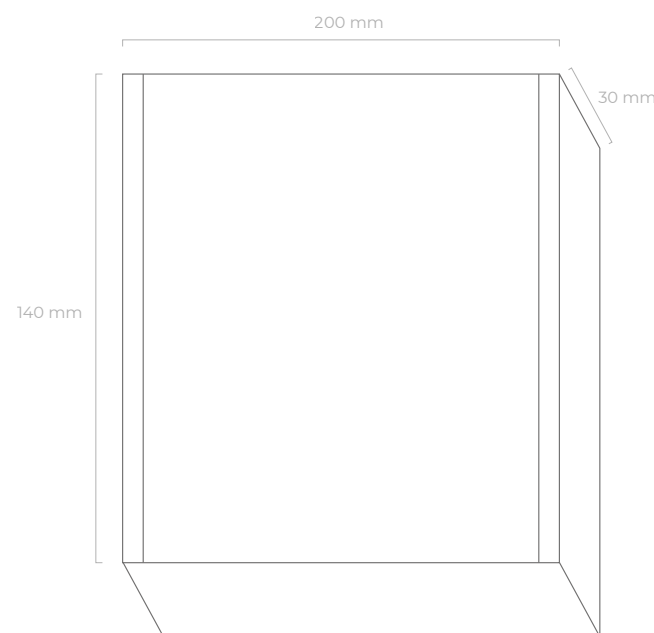
3.1 Device dimensions

Height	127 mm
Width	73mm / 102 mm
Depth	11 mm
Weight	110 g



3.2 Packaging dimensions

Giftbox (inner)	75 g
Giftbox (outer)	30 g
Strap ejector tool	1 g
EBT device	110 g
Total	216 g



4. Operating instructions

Updating the display

The display of the device can be updated by using the BAGTAG app or by using one of the supported airline apps.

From the app, initiate the update process.

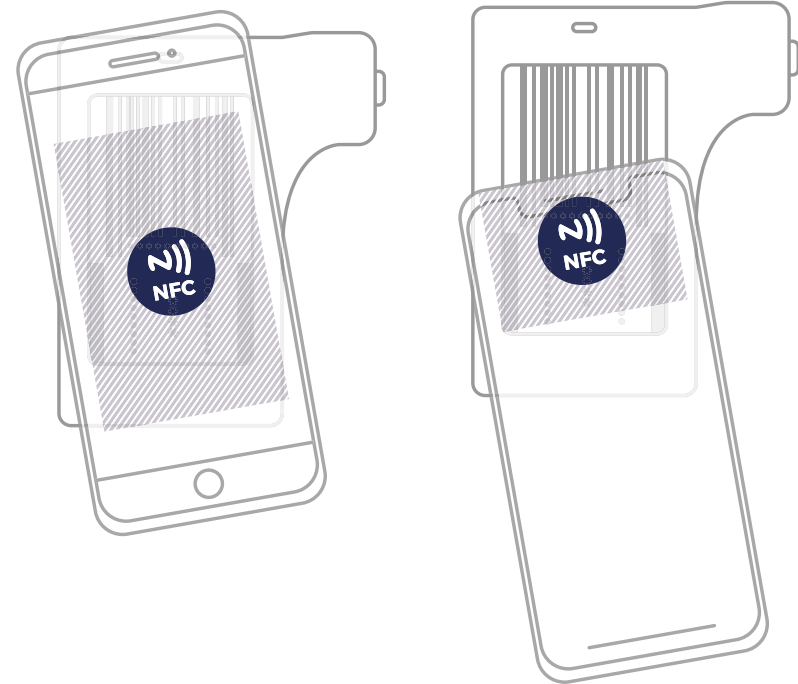
Click on "Activate with NFC", the interface is showing "Ready to Scan"

Position the phone on top of the BAGTAG Flex. See illustration for guidance.

The blue light indicates the device is receiving power via NFC. The data is now being transferred via Bluetooth.

Hold the phone in position during the update.

When the process is complete, remove the phone.



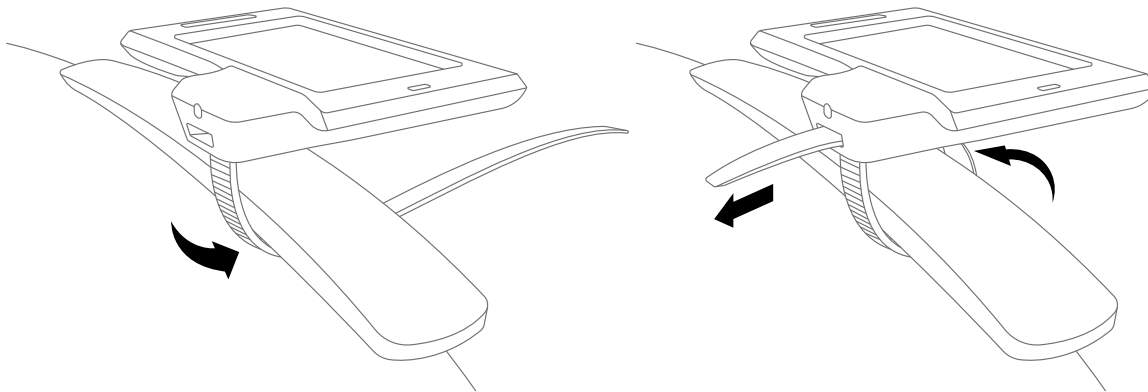
Common Android usage

Apple iPhone usage

5. Attachment method

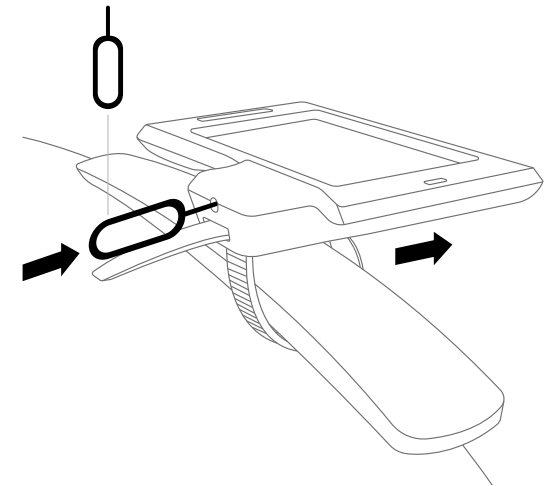
Attach

Wrap the strap around the suitcase handle and attach back in the device. Pull to tighten.



Disconnect

Use the included security pin to unlock the attachment mechanism. Pull the strap out.





www.bagtag.com/industry