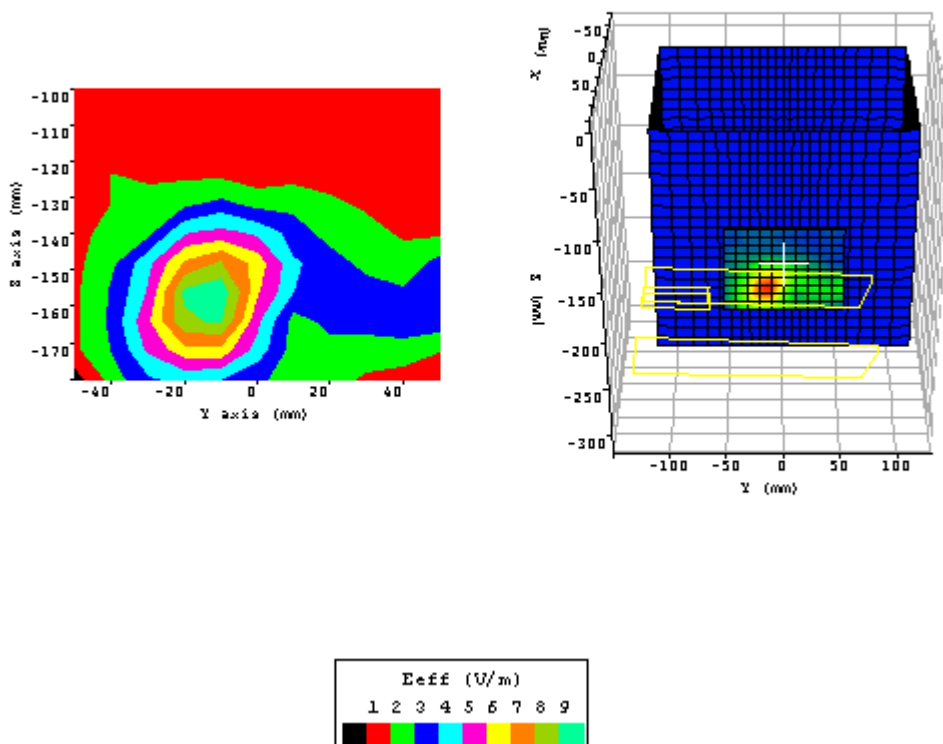
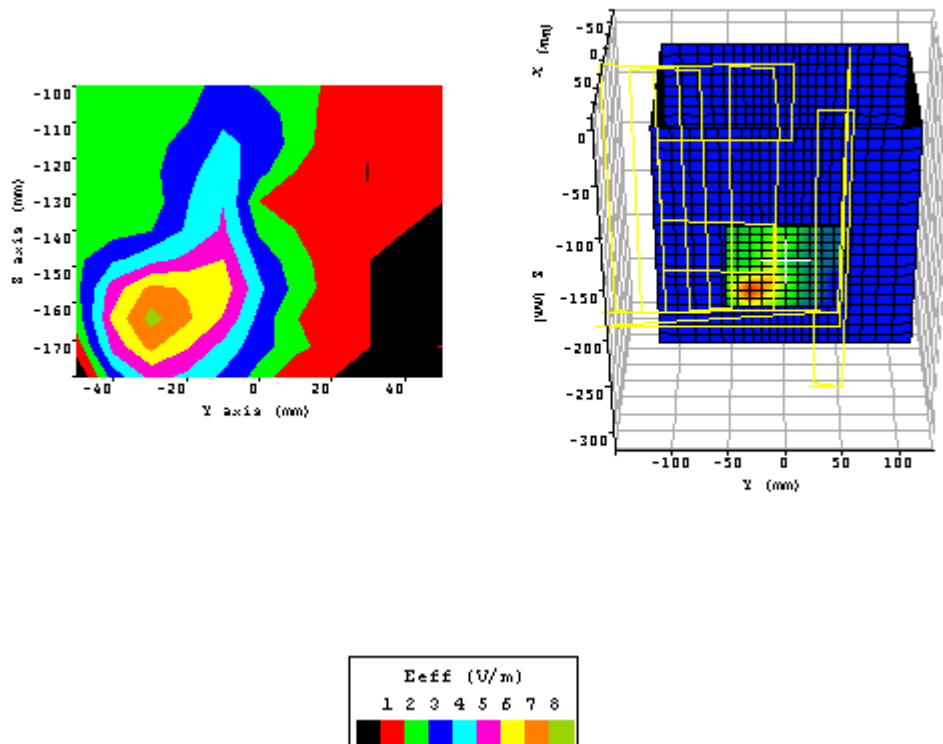


Appendix A: Measurement Plots

Plot 1.		
Date:	04/07/2003	
Temperature Air / Liquid:	21.0°C / 21.0°C	
Liquid mass density (ρ):	1	
DCP ¹	20	
Probe S/N:0123 Air Factor	X=346, Y=318, Z=386	
Probe S/N:0123 liquid/air conversion Factor	0.816	
Simulated tissue dielectric parameters:	ϵ_r : 51.62	σ : 1.961
Transmit Antenna / Test Position	Right / bystander 5mm	
Device Frequency	2437 MHz	
Maximum 1 gram SAR:	0.273W/Kg	
Maximum 10 gram SAR:	0.123/Kg	
Power reference start:	0.051W/Kg	
Power reference end	0.051W/Kg	
Power reference change ²	-0.00%	

¹ DCP: Diode compression potential for different types of modulation is determined during the calibration of the probe. See section 6.2 of this report *Probe and Amplifier Specification*. Crest factor is not used.

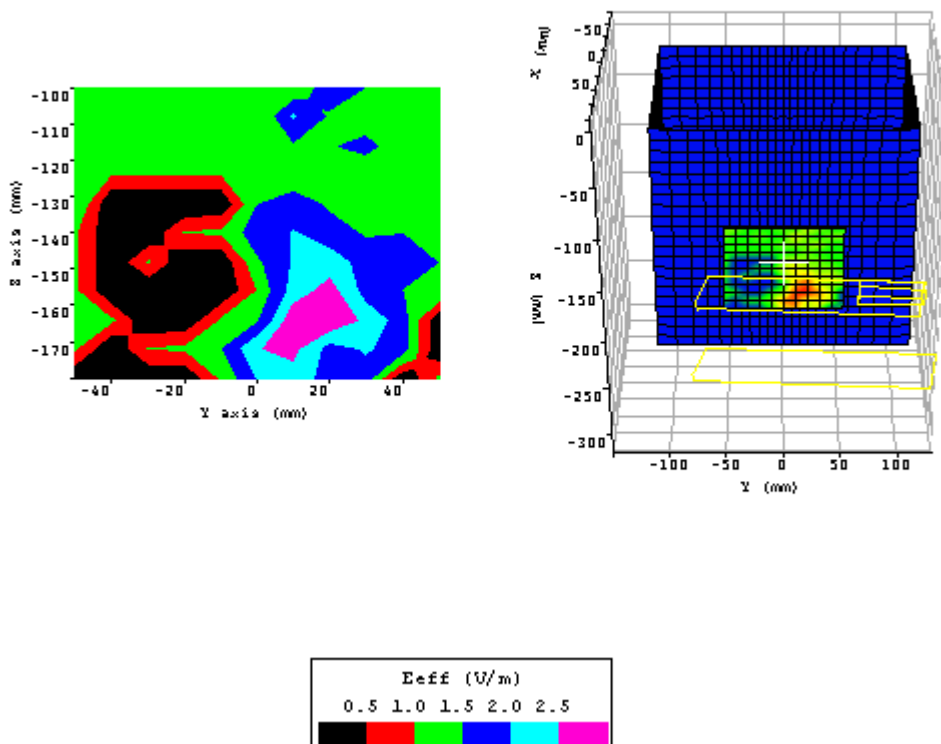
² The power reference change is calculated by the test system with more digits than indicated in the power reference start and end values.



Plot 2.	
Date:	04/07/2003
Temperature Air / Liquid:	22.0°C / 21.0°C
Liquid mass density (ρ):	1
DCP ¹	20
Probe S/N:0123 Air Factor	X=346, Y=318, Z=386
Probe S/N:0123 liquid/air conversion Factor	0.816
Simulated tissue dielectric parameters:	ϵ_r : 51.62 σ : 1.961
Transmit Antenna / Test Position	Right / lap
Device Frequency	2437 MHz
Maximum 1 gram SAR:	0.204g
Maximum 10 gram SAR:	0.096
Power reference start:	0.035
Power reference end	0.035g
Power reference change ²	-0.00%

¹ DCP: Diode compression potential for different types of modulation is determined during the calibration of the probe. See section 6.2 of this report *Probe and Amplifier Specification*. Crest factor is not used.

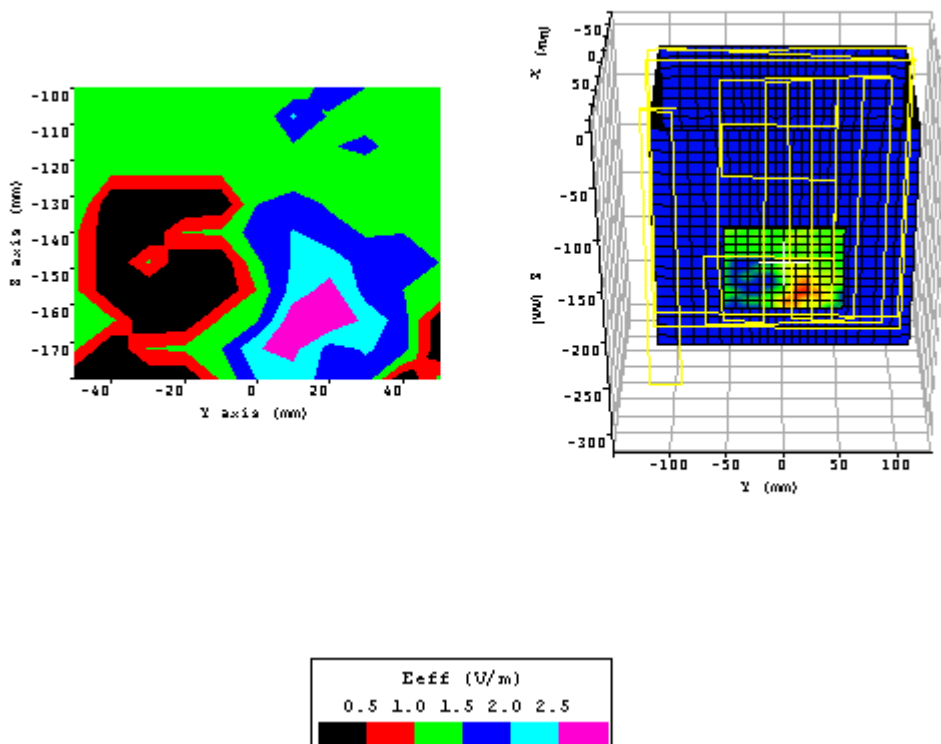
² The power reference change is calculated by the test system with more digits than indicated in the power reference start and end values.



Plot 3.	
Date:	04/072003
Temperature Air / Liquid:	22.0°C / 22.0°C
Liquid mass density (ρ):	1
DCP ¹	20
Probe S/N:0123 Air Factor	X=346, Y=318, Z=386
Probe S/N:0123 liquid/air conversion Factor	0.816
Simulated tissue dielectric parameters:	ϵ_r : 51.62 σ : 1.961
Transmit Antenna / Test Position	Left / bystander 5mm
Device Frequency	2437 MHz
Maximum 1 gram SAR:	0.073g
Maximum 10 gram SAR:	0.034g
Power reference start:	0.015g
Power reference end	0.015g
Power reference change ²	-0.00%

¹ DCP: Diode compression potential for different types of modulation is determined during the calibration of the probe. See section 6.2 of this report *Probe and Amplifier Specification*. Crest factor is not used.

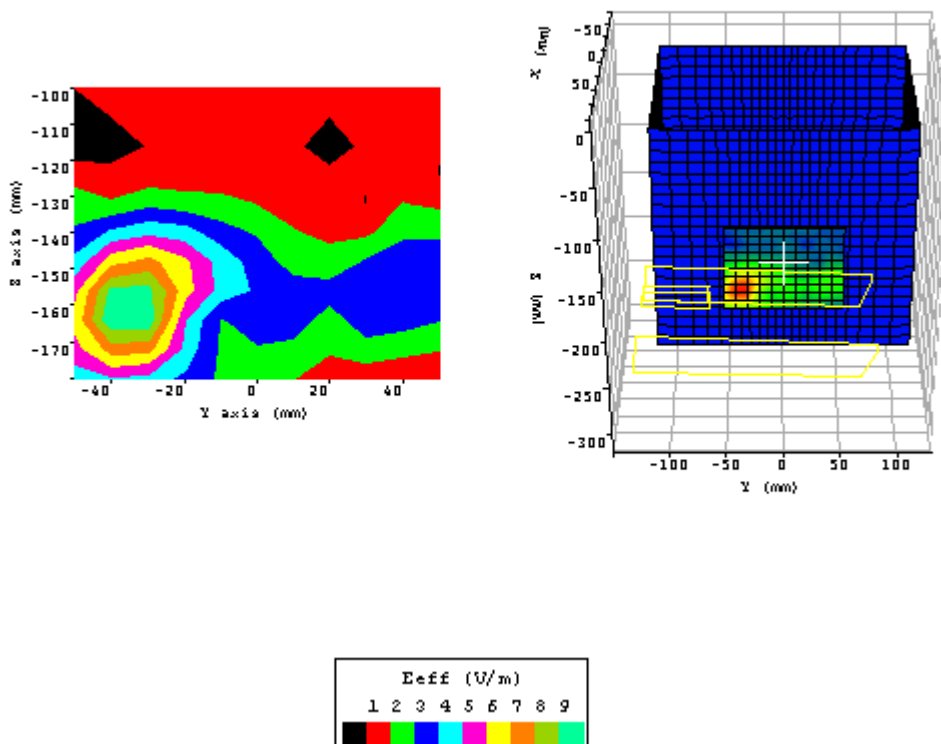
² The power reference change is calculated by the test system with more digits than indicated in the power reference start and end values.



Plot 4.	
Date:	04/072003
Temperature Air / Liquid:	22.0°C / 22.0°C
Liquid mass density (ρ):	1
DCP ¹	20
Probe S/N:0123 Air Factor	X=346, Y=318, Z=386
Probe S/N:0123 liquid/air conversion Factor	0.816
Simulated tissue dielectric parameters:	ϵ_r : 51.62 σ : 1.961
Transmit Antenna / Test Position	Left / lap
Device Frequency	2437 MHz
Maximum 1 gram SAR:	0.024Kg
Maximum 10 gram SAR:	0.012Kg
Power reference start:	0.006Kg
Power reference end	0.006Kg
Power reference change ²	-0.00%

¹ DCP: Diode compression potential for different types of modulation is determined during the calibration of the probe. See section 6.2 of this report *Probe and Amplifier Specification*. Crest factor is not used.

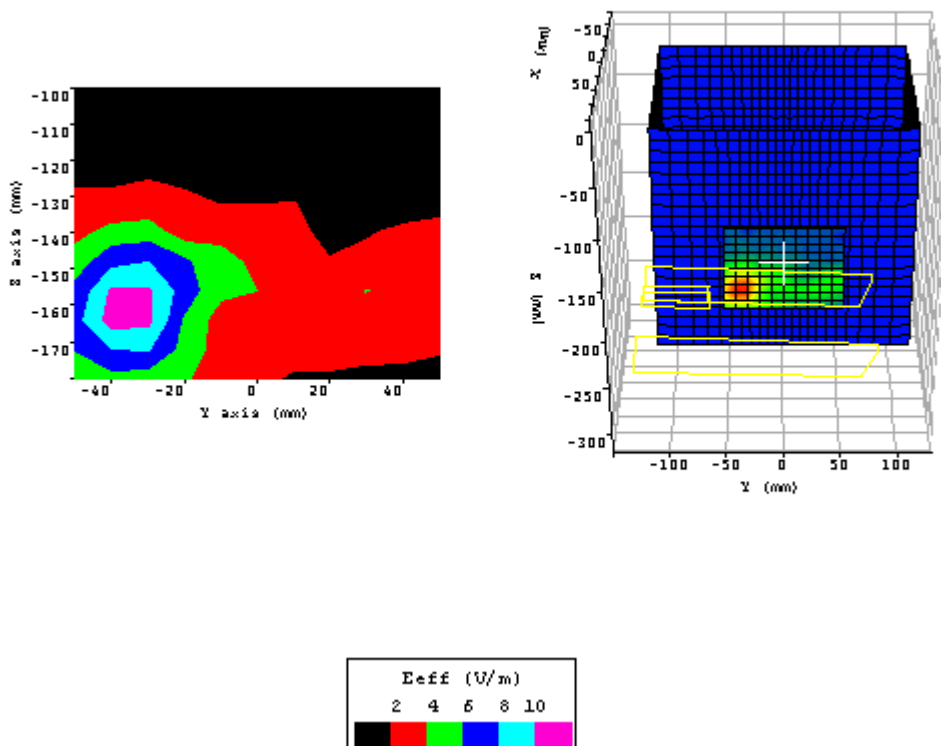
² The power reference change is calculated by the test system with more digits than indicated in the power reference start and end values.



Plot 5.	
Date:	04/072003
Temperature Air / Liquid:	22.0°C / 21.0°C
Liquid mass density (ρ):	1
DCP ¹	20
Probe S/N:0123 Air Factor	X=346, Y=318, Z=386
Probe S/N:0123 liquid/air conversion Factor	0.816
Simulated tissue dielectric parameters:	ϵ_r : 51.13 σ : 1.951
Transmit Antenna / Test Position	Right / bystander 5mm
Device Frequency	2412 MHz
Maximum 1 gram SAR:	0.302g
Maximum 10 gram SAR:	0.136g
Power reference start:	0.059g
Power reference end	0.057Kg
Power reference change ²	-3.16

¹ DCP: Diode compression potential for different types of modulation is determined during the calibration of the probe. See section 6.2 of this report *Probe and Amplifier Specification*. Crest factor is not used.

² The power reference change is calculated by the test system with more digits than indicated in the power reference start and end values.



Plot 6.	
Date:	04/072003
Temperature Air / Liquid:	22.0°C / 21.0°C
Liquid mass density (ρ):	1
DCP ¹	20
Probe S/N:0123 Air Factor	X=346, Y=318, Z=386
Probe S/N:0123 liquid/air conversion Factor	0.816
Simulated tissue dielectric parameters:	ϵ_r : 51.15 σ : 1.961
Transmit Antenna / Test Position	Right / bystander 5mm
Device Frequency	2462 MHz
Maximum 1 gram SAR:	0.353g
Maximum 10 gram SAR:	0.157g
Power reference start:	0.061g
Power reference end	0.061g
Power reference change ²	0.00%

¹ DCP: Diode compression potential for different types of modulation is determined during the calibration of the probe. See section 6.2 of this report *Probe and Amplifier Specification*. Crest factor is not used.

² The power reference change is calculated by the test system with more digits than indicated in the power reference start and end values.