


PHOTOGRAPHS OF THE TEST CONFIGURATION



Conducted Emission Test
Mode A




Conducted Emission Test
Mode B





WLAN/BT
Radiated Emission below 1GHz Test





Radiated Emission above 1GHz Test



NFC
Radiated Emission below 30MHz Test



Radiated Emission 30MHz to 1GHz Test



DFS

Set UUT as Client without radar detection mode (Radar injected into Master)

