



**A121**

**Antenna Datasheet v1.3**



# Table of Contents

1    A121 Antenna specification ..... 3



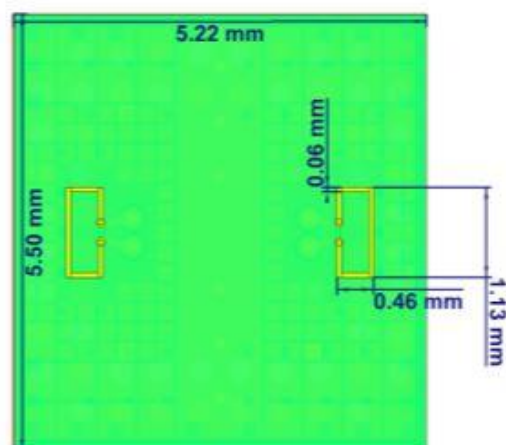
## 1 A121 Antenna specification

The antennas (Tx, Rx) are integrated in the A121 package (AiP).

A111 Antenna specification	Description
Number of antennas	1 Tx, 1 Rx
Type of antenna	Folded dipole antennas, integrated in package (AiP)
Frequency range	57-64 GHz
Antenna peak gain	6 dBi

*Table 2.1 A111 Antenna specification*

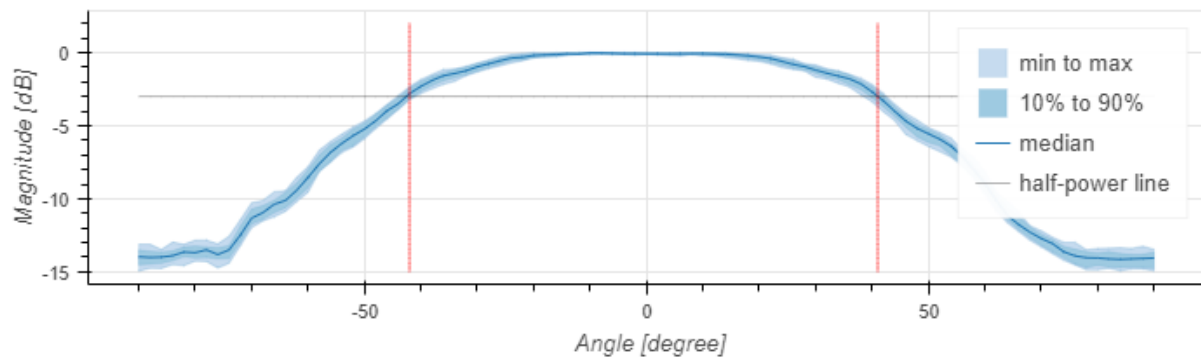
Antenna in Package (AiP) dimensions are shown in figure 1.1.



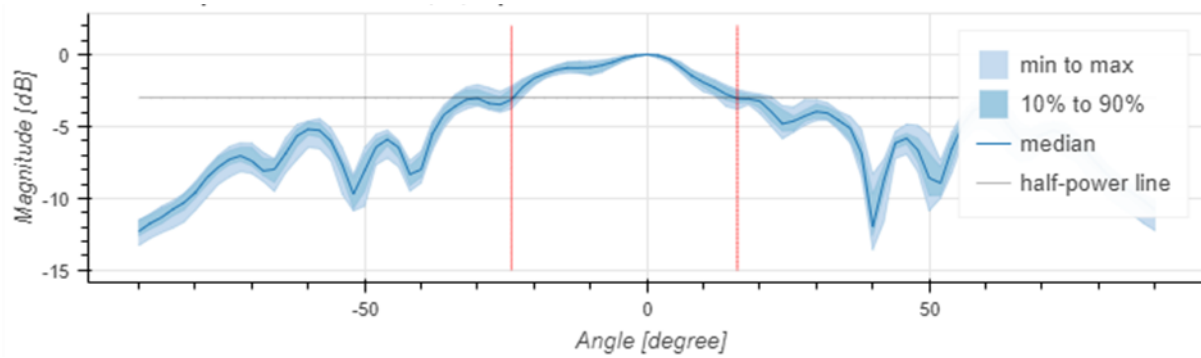
*Figure 1.1 A121 Antenna in Package (AiP) dimensions*



The A121 radiation pattern, Horizontal plane and Elevation plane, is shown in figure 1.2 and figure 1.3.



*Figure 1.2 A121 normalized radiation pattern at H-plane*



*Figure 1.3 A121 normalized radiation pattern at E-plane*



Acconeer AB  
Västra Varvsgatan 19  
211 77 Malmö  
Sweden

[www.acconeer.com](http://www.acconeer.com)  
[info@acconeer.com](mailto:info@acconeer.com)  
+46 10 218 92 00