

## PHOTOGRAPHS OF THE TEST CONFIGURATION

### Conducted Emission Test (Test Mode A)





### Conducted Emission Test (Test Mode B)







Radiated Emission below 1GHz Test (Test Mode A)





Radiated Emission below 1GHz Test (Test Mode B)





### Radiated Emission above 1GHz Test




## DFS


### For 5250~5350MHz:

Test results demonstrating Master links with Client on a test frequency.

RBR40



## RBS40





**For 5470~5725MHz:**

Test results demonstrating Master links with Client on a test frequency.

