






## APPENDIX D: TEST SETUP PHOTOGRAPHS

<b>FCC ID:</b> PY7-57441Y	 <b>PART 2 RF EXPOSURE EVALUATION REPORT</b> <b>SONY</b>	<b>Approved by:</b> Quality Manager
<b>Test Dates:</b> 09/01/2020 – 10/15/2020	<b>DUT Type:</b> Portable Handset	<b>APPENDIX D:</b> Page 1 of 6






Test Setup Photo 1 – Conducted Test Setup (Figure 6-1a)

FCC ID: PY7-57441Y	 <b>PART 2 RF EXPOSURE EVALUATION REPORT</b> 	Approved by: Quality Manager
Test Dates: 09/01/2020 – 10/15/2020	DUT Type: Portable Handset	APPENDIX D: Page 2 of 6




Test Setup Photo 2 – Conducted Test Setup (Figure 6-1b)


FCC ID: PY7-57441Y	 <b>PART 2 RF EXPOSURE EVALUATION REPORT</b> 	Approved by: Quality Manager
Test Dates: 09/01/2020 – 10/15/2020	DUT Type: Portable Handset	APPENDIX D: Page 3 of 6




**Test Setup Photo 3 – Conducted Test Setup (Figure 6-1c)**




**Test Setup Photo 4 – Bottom Edge SAR at 10 mm**



FCC ID: PY7-57441Y	 <b>PART 2 RF EXPOSURE EVALUATION REPORT</b>	<b>SONY</b> Approved by: Quality Manager
Test Dates: 09/01/2020 – 10/15/2020	DUT Type: Portable Handset	APPENDIX D: Page 4 of 6




**Test Setup Photo 5 – Left Edge SAR at 10mm**




**Test Setup Photo 6 – Power Density Setup (Figure 7-2)**

FCC ID: PY7-57441Y	 <b>PART 2 RF EXPOSURE EVALUATION REPORT</b>	 <b>Approved by:</b> Quality Manager
<b>Test Dates:</b> 09/01/2020 – 10/15/2020	<b>DUT Type:</b> Portable Handset	<b>APPENDIX D:</b> Page 5 of 6





**Test Setup Photo 7 – Radiated Power Measurement Setup (Figure 7-1)**

<b>FCC ID:</b> PY7-57441Y	 <b>PART 2 RF EXPOSURE EVALUATION REPORT</b> <b>SONY</b>	<b>Approved by:</b> Quality Manager
<b>Test Dates:</b> 09/01/2020 – 10/15/2020	<b>DUT Type:</b> Portable Handset	<b>APPENDIX D:</b> Page 6 of 6