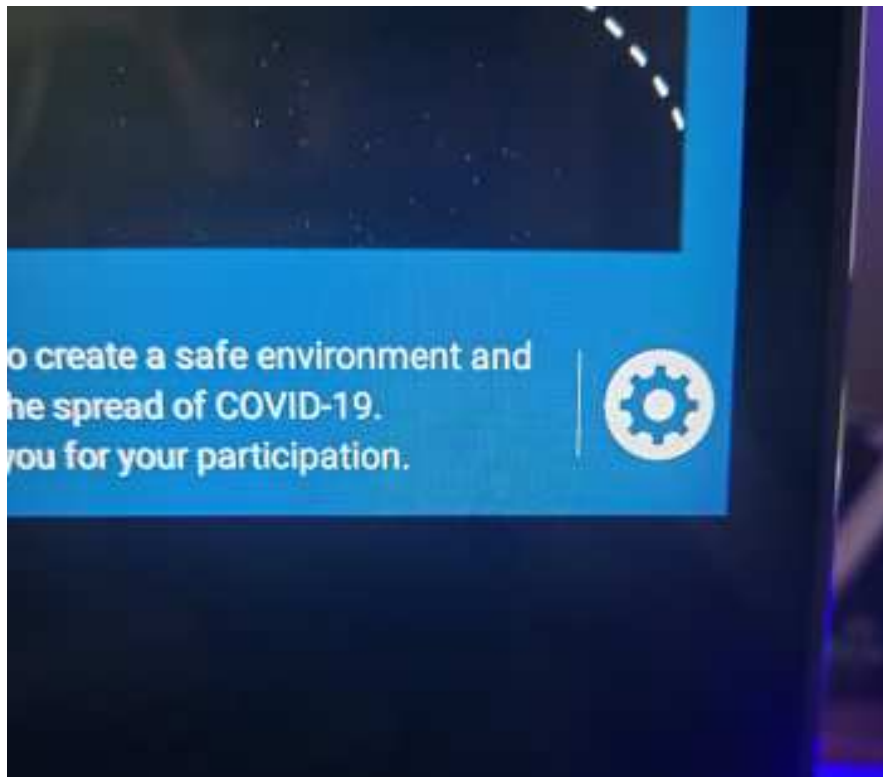


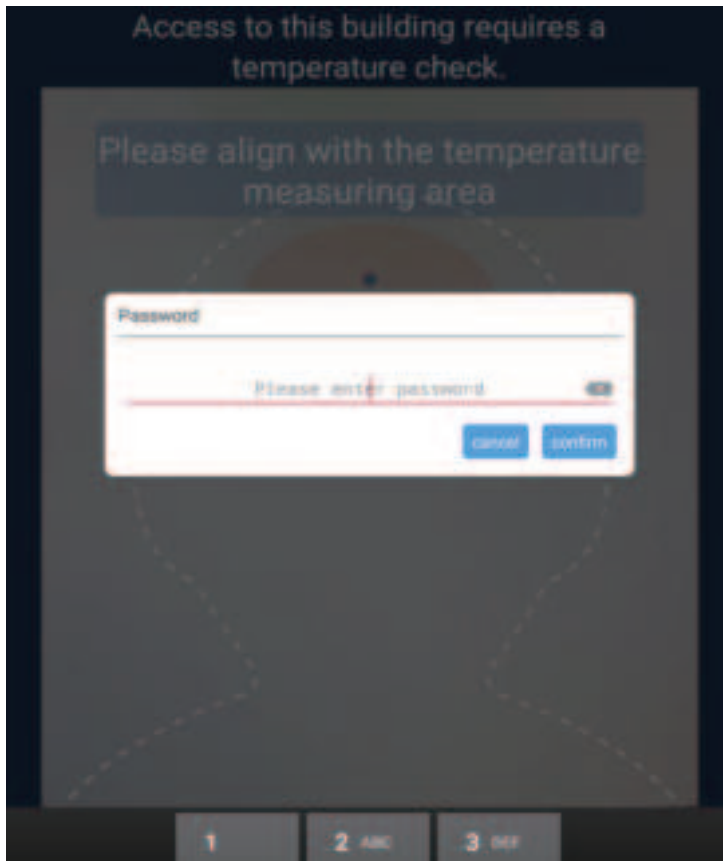


MODEL-03 QUICK START GUIDE



DEVICE MENU

Connect a USB mouse and left click on the "settings cog" in the bottom right hand corner of the screen.



You'll then be prompted to input a password.

The password to gain access to the settings is: 123456



ATTRIBUTE SETTINGS

SOFTWARE SETTINGS

SYNCHRONIZATION CONFIGURATION



Server connection



Face settings



Temperature setting



Personal Registration



Access records



Speech Settings



Visitor Information



blacklist



ATTRIBUTE SETTINGS

Here is a brief description of each icon:

SERVER CONNECTION

This is to configure the device to connect to the EFACE Management software*

FACE SETTINGS

Here is where you control various settings for the facial recognition system.

TEMPERATURE SETTING

Here is where you will adjust the different temperature settings as well as the thresholds.

PERSONAL REGISTRATION

If you decide to use the facial recognition piece without the software, this is where you will input the personal data.

ACCESS RECORDS

This is where you can view current pass data on the machine.

SPEECH SETTINGS

Here is where you will manage speech recognition settings.

VISITOR INFORMATION

BLACKLIST

Here is where you will see visitors/personnel that are not allowed to enter the premises.



The screenshot shows a 'Temperature setting' screen with a 'SET RESET' button in the top right corner. The screen contains a list of settings, each with an icon, a label, a value, and a chevron icon for editing. The settings are: 'Temperature measuring peripherals' (I2C matrix (MLX90621_B4B)), 'Display temperature zone' (toggle switch), 'Temperature unit' (Fahrenheit), 'Temperature measuring time' (1.0), 'Automatic calibration' (0.0), 'Fever temperature' (100.4), 'Effective temperature' (30.0), and 'Alarm sound' (toggle switch). A 'save' button is located at the bottom center.

Setting	Value
Temperature measuring peripherals	I2C matrix (MLX90621_B4B)
Display temperature zone	On
Temperature unit	Fahrenheit
Temperature measuring time	1.0
Automatic calibration	0.0
Fever temperature	100.4
Effective temperature	30.0
Alarm sound	Off

TEMPERATURE SETTING

You can set the Fever Temperature to whatever temperature you want to trigger an alert for a high temperature event.

- Fever Temperature:
Default setting 99.5
- Effective Temperature:
Default Setting 30.0 (this is in C)
- Alarm Sound:
Default Setting OFF

SOFTWARE SETTINGS

If you click on Software Settings, you'll find specific options to modify general software settings.





General Settings

SET RESET

	Card	<input type="checkbox"/>
	Attendance	<input type="checkbox"/>
	Door opening	<input type="checkbox"/>
	Prevent Unrecognized Guest	<input type="checkbox"/>
	Save information (local, server)	<input type="checkbox"/>
	Information Display Settings	>
	Sleep time (sec)	1800 >
	Closing time (sec)	1.0 >
	Visitor registration (scan code)	<input type="checkbox"/>
	Binocular Camera	<input type="checkbox"/>

CONFIRM

GENERAL SETTINGS

- Prevent Unrecognized Guest:
Default: OFF
- Save Information (local,server):
Default: OFF
- Sleep Time (sec):
Default: 1800 seconds

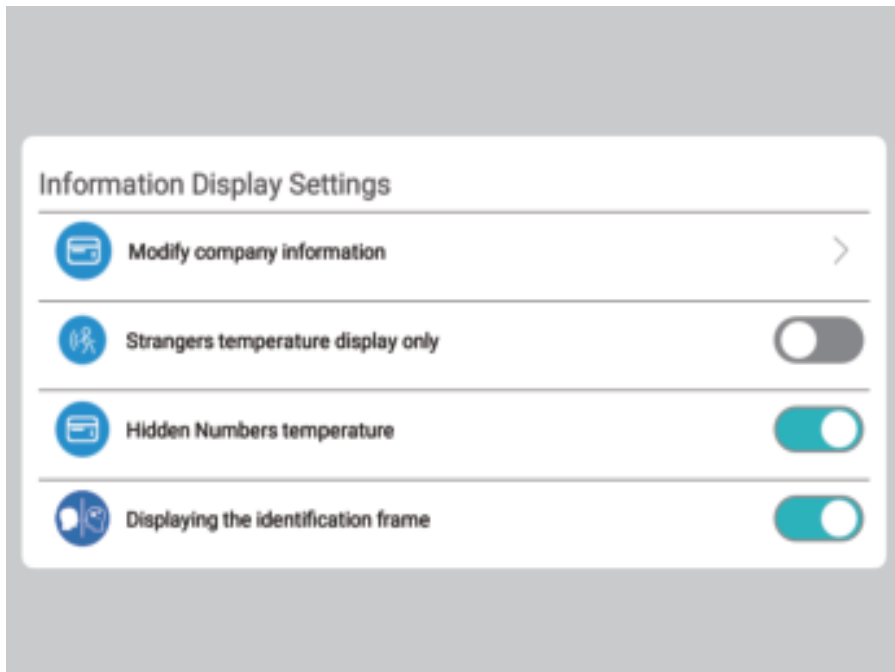
INFORMATION DISPLAY SETTINGS

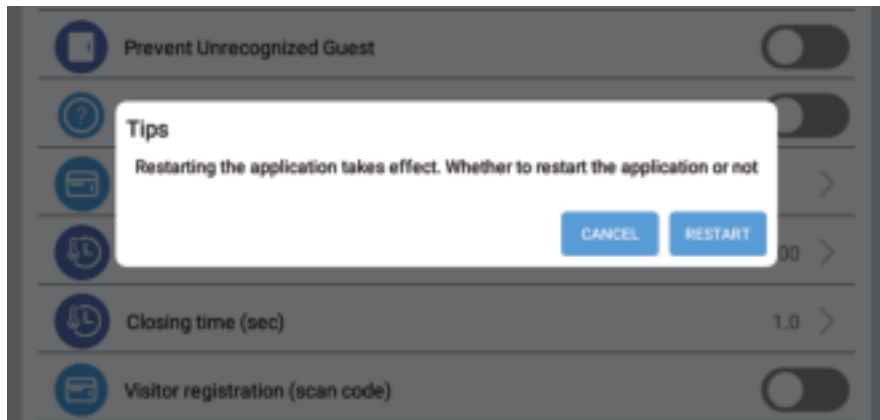
From the general settings menu, select Information Display Settings.

From here you'll be able to change the company name.

Click on Modify Company Information.

By default there will be no data. Below is an example of what fields you will be filling out.





Once you hit Confirm you'll be prompted with the following prompt.

Hit Restart and the device will reboot and apply all new settings.

OTHER SETTINGS

Volume: Default setting is 100%
Brightness: Default Setting is 80

If you want to use the EFACE Software, please send an email: technology@echelonfit.com Attn: Nelson Bertrand

FCC COMPLIANCE STATEMENT

This device complies with Part 15 of the FCC Rules. Operation is subject to the following two conditions: (1) this device may not cause harmful interference, and (2) this device must accept any interference received, including interference that may cause undesired operation.

changes or modifications not expressly approved by the party responsible for compliance could void the user's authority to operate the equipment.

This equipment has been tested and found to comply with the limits for a Class B digital device, pursuant to Part 15 of the FCC Rules. These limits are designed to provide reasonable protection against harmful interference in a residential installation. This equipment generates, uses and can radiate radio frequency energy and, if not installed and used in accordance with the instructions, may cause harmful interference to radio communications. However, there is no guarantee that interference will not occur in a particular installation.

If this equipment does cause harmful interference to radio or television reception, which can be determined by turning the equipment off and on, the user is encouraged to try to correct the interference by one or more of the following measures:

- Reorient or relocate the receiving antenna.
- Increase the separation between the equipment and receiver.
- Connect the equipment into an outlet on a circuit different from that to which the receiver is connected.
- Consult the dealer or an experienced radio/TV technician for help.

ISED COMPLIANCE STATEMENT

This device contains licence-exempt transmitter(s)/receiver(s) that comply with Innovation, Science and Economic Development Canada's licence-exempt RSS(s). Operation is subject to the following two conditions:

- (1) This device may not cause interference.
- (2) This device must accept any interference, including interference that may cause undesired operation of the device.

L'émetteur/récepteur exempt de licence contenu dans le présent appareil est conforme aux CNR d'Innovation, Sciences et Développement économique Canada applicables aux appareils radio exempts de licence. L'exploitation est autorisée aux deux conditions suivantes :

- (1) L'appareil ne doit pas produire de brouillage;
- (2) L'appareil doit accepter tout brouillage radioélectrique subi, même si le brouillage est susceptible d'en compromettre le fonctionnement.

RADIATION EXPOSURE STATEMENT

This equipment complies with FCC/IC RSS-102 radiation exposure limits set forth for an uncontrolled environment. This equipment should be installed and operated with minimum distance 20 cm between the radiator and your body.

Cet équipement est conforme aux limites d'exposition aux radiations FCC/IC CNR-102 établies pour un environnement non contrôlé. Cet équipement doit être installé et utilisé avec une distance minimale de 20 cm entre le radiateur et votre corps.



IEEE 802.11b/g/n

WIFI

Click WiFi option, open WiFi, select WiFi network, input correct password to connect.



Read Instructions
Before Operating

MADE IN
CHINA



PATENT
PENDING

Rev: 110420

ECHELONFIT.COM

For questions, assistance, or replacement parts, do not return to your retailer. Contact Echelon® customer service below. For refunds on items not purchased from Echelon® directly, please contact your retailer.

ECHELON® FIT 1-YEAR LIMITED WARRANTY

Echelon® warrants this product to be free of manufacturing defects. Should any such defect develop or become evident within one year from the date of purchase, Echelon® will replace the entire product or, at its option, repair or replace the defective part(s) without charge.

Contact Echelon® customer service at 833-937-2453 or at cs@echelonfit.com to determine whether it is necessary to return the unit. To return, securely pack the entire unit. Be sure carton clearly identifies sender by name and address. Attach a letter or card describing defect and original sales receipt. Mail prepaid to Echelon Fitness Multimedia, LLC 6011 Century Oaks Dr. Chattanooga, TN 37416.

This warranty is void if damage or malfunction is due to abuse or failure to operate product in accordance with instructions and on recommended electrical current. This warranty gives you specific legal rights and you may also have other rights which vary from state to state. If you have any questions, or would like to learn more about Echelon®, please contact us at 833-937-2453 or at cs@echelonfit.com.

Register your product online at echelonfit.com/pages/register-warranty/

Customer Service / Le service a la clientele / Servicio al Consumidor

📞 833-937-2453 (+1.423.402.9010) ✉ technology@echelonfit.com

Model:

E-TEMP-C2

DO NOT DISPOSE OF BATTERIES IN FIRE. ALWAYS DISPOSE OF BATTERIES PER LOCAL & FEDERAL GUIDELINES.

© 2020 ECHELON FITNESS MULTIMEDIA, LLC. All specifications are subject to change without notice. All rights reserved.
Echelon Fitness Multimedia, LLC 6011 Century Oaks Dr. Chattanooga, TN 37416

WARRANTY