

TEST REPORT

Application No.: SZCR2309003000AT
Applicant: Ruijie Networks Co., Ltd.
Address of Applicant: Building 19, Juyuanzhou Industrial Park, No. 618 Jinshan Road, Cangshan District, Fuzhou, Fujian, 350002, China
Manufacturer: Ruijie Networks Co., Ltd.
Address of Manufacturer: Building 19, Juyuanzhou Industrial Park, No. 618 Jinshan Road, Cangshan District, Fuzhou, Fujian, 350002, China
Equipment Under Test (EUT):
EUT Name: Wireless Access Point
Model No.: RG-RAP2266
Trade Mark: 
FCC ID: 2AX5J-RAP2266V2
Standard(s) : 47 CFR Part 15, Subpart C 15.247
Date of Receipt: 2023-09-13
Date of Test: 2023-09-20 to 2023-10-08
Date of Issue: 2023-10-09

Test Result:	Pass*
---------------------	--------------

* In the configuration tested, the EUT complied with the standards specified above.



Keny Xu
EMC Laboratory Manager



SGS-CSTC Standards Technical Services Co., Ltd. Shenzhen Branch

SZEMC-TRF-01 Rev. A/0 Aug01,2022

Report No.: SZCR230900300002

Page: 2 of 211

Revision Record				
Version	Chapter	Date	Modifier	Remark
01		2023-10-09		Original

Authorized for issue by:				
		Gebin Sun		
		Gebin Sun/Project Engineer		
		Eric Fu		
		Eric Fu/Reviewer		



Unless otherwise agreed in writing, this document is issued by the Company subject to its General Conditions of Service printed overleaf, available on request or accessible at <https://www.sgs.com/en/Terms-and-Conditions>. Attention is drawn to the limitation of liability, indemnification and jurisdiction issues defined therein. Any holder of this document is advised that information contained hereon reflects the Company's findings at the time of its intervention only and within the limits of Client's instructions, if any. The Company's sole responsibility is to its Client and this document does not exonerate parties to a transaction from exercising all their rights and obligations under the transaction documents. This document cannot be reproduced except in full, without prior written approval of the Company. Any unauthorized alteration, forgery or falsification of the content or appearance of this document is unlawful and offenders may be prosecuted to the fullest extent of the law. Unless otherwise stated the results shown in this test report refer only to the sample(s) tested and such sample(s) are retained for 30 days only.

Attention: To check the authenticity of testing / inspection report & certificate, please contact us at telephone: (86-755) 8307 1443, or email: CN.Doccheck@sgs.com

SGS-CSTC Standards Technical Services Co., Ltd.
Shenzhen Branch Testing & Calibration Laboratory

No.1 Workshop, M-10, Middle Section, Science & Technology Park, Nanshan District, Shenzhen, Guangdong, China 518057 t (86-755) 26012053 f (86-755) 26710594 www.sgs.com.cn
中国·广东·深圳市南山区科技园中区M-10栋1号厂房 邮编: 518057 t (86-755) 26012053 f (86-755) 26710594 sgs.china@sgs.com

2 Test Summary

Radio Spectrum Technical Requirement				
Item	Standard	Method	Requirement	Result
Antenna Requirement	47 CFR Part 15, Subpart C 15.247	N/A	47 CFR Part 15, Subpart C 15.203 & 15.247(b)(4)	Pass

Radio Spectrum Matter Part				
Item	Standard	Method	Requirement	Result
Conducted Emissions at AC Power Line (150kHz-30MHz)	47 CFR Part 15, Subpart C 15.247	ANSI C63.10 (2013) Section 6.2	47 CFR Part 15, Subpart C 15.207	Pass
Conducted Average Output Power		ANSI C63.10 (2013) Section 11.9.2	47 CFR Part 15, Subpart C 15.247(b)(3)	Pass
Minimum 6dB Bandwidth		ANSI C63.10 (2013) Section 11.8.1	47 CFR Part 15, Subpart C 15.247a(2)	Pass
Power Spectrum Density		ANSI C63.10 (2013) Section 11.10.2	47 CFR Part 15, Subpart C 15.247(e)	Pass
Conducted Band Edges Measurement		ANSI C63.10 (2013) Section 11.13.3.2	47 CFR Part 15, Subpart C 15.247(d)	Pass
Conducted Spurious Emissions		ANSI C63.10 (2013) Section 11.11	47 CFR Part 15, Subpart C 15.247(d)	Pass
Radiated Emissions which fall in the restricted bands		ANSI C63.10 (2013) Section 6.10.5	47 CFR Part 15, Subpart C 15.205 & 15.209	Pass
Radiated Spurious Emissions Below 1GHz		ANSI C63.10 (2013) Section 6.4,6.5	47 CFR Part 15, Subpart C 15.205 & 15.209	Pass
Radiated Spurious Emissions Above 1GHz		ANSI C63.10 (2013) Section 6.6	47 CFR Part 15, Subpart C 15.205 & 15.209	Pass



3 Contents

	Page
1 Cover Page	1
2 Test Summary	3
3 Contents	4
4 General Information	6
4.1 Details of E.U.T.	6
4.2 Description of Support Units	6
4.3 Measurement Uncertainty	6
4.4 Test Location	8
4.5 Test Facility	8
4.6 Deviation from Standards	8
4.7 Abnormalities from Standard Conditions	8
5 Equipment List	9
6 Radio Spectrum Technical Requirement	13
6.1 Antenna Requirement	13
6.1.1 Test Requirement:	13
6.1.2 Conclusion	13
7 Radio Spectrum Matter Test Results	14
7.1 Conducted Emissions at AC Power Line (150kHz-30MHz)	14
7.1.1 E.U.T. Operation	14
7.1.2 Test Mode Description	14
7.1.3 Test Setup Diagram	15
7.1.4 Measurement Procedure and Data	15
7.2 Conducted Average Output Power	18
7.2.1 E.U.T. Operation	18
7.2.2 Test Mode Description	18
7.2.3 Test Setup Diagram	19
7.2.4 Measurement Procedure and Data	19
7.3 Minimum 6dB Bandwidth	20
7.3.1 E.U.T. Operation	20
7.3.2 Test Mode Description	20
7.3.3 Test Setup Diagram	20
7.3.4 Measurement Procedure and Data	20
7.4 Power Spectrum Density	21
7.4.1 E.U.T. Operation	21
7.4.2 Test Mode Description	21
7.4.3 Test Setup Diagram	21
7.4.4 Measurement Procedure and Data	21
7.5 Conducted Band Edges Measurement	22
7.5.1 E.U.T. Operation	22



SGS-CSTC Standards Technical Services Co., Ltd. Shenzhen Branch

SZEMC-TRF-01 Rev. A/0 Aug01,2022

Report No.: SZCR230900300002

Page: 5 of 211

7.5.2	Test Mode Description	22
7.5.3	Test Setup Diagram	23
7.5.4	Measurement Procedure and Data.....	23
7.6	Conducted Spurious Emissions	24
7.6.1	E.U.T. Operation	24
7.6.2	Test Mode Description	24
7.6.3	Test Setup Diagram	25
7.6.4	Measurement Procedure and Data.....	25
7.7	Radiated Emissions which fall in the restricted bands	26
7.7.1	E.U.T. Operation	26
7.7.2	Test Mode Description	26
7.7.3	Test Setup Diagram	27
7.7.4	Measurement Procedure and Data.....	27
7.8	Radiated Spurious Emissions Below 1GHz	76
7.8.1	E.U.T. Operation	76
7.8.2	Test Mode Description	76
7.8.3	Test Setup Diagram	77
7.8.4	Measurement Procedure and Data.....	78
7.9	Radiated Spurious Emissions Above 1GHz.....	81
7.9.1	E.U.T. Operation	81
7.9.2	Test Mode Description	81
7.9.3	Test Setup Diagram	81
7.9.4	Measurement Procedure and Data.....	82
8	Test Setup Photo	101
9	EUT Constructional Details (EUT Photos)	101
10	Appendix.....	102



Unless otherwise agreed in writing, this document is issued by the Company subject to its General Conditions of Service printed overleaf, available on request or accessible at <https://www.sgs.com/en/Terms-and-Conditions>. Attention is drawn to the limitation of liability, indemnification and jurisdiction issues defined therein. Any holder of this document is advised that information contained hereon reflects the Company's findings at the time of its intervention only and within the limits of Client's instructions, if any. The Company's sole responsibility is to its Client and this document does not exonerate parties to a transaction from exercising all their rights and obligations under the transaction documents. This document cannot be reproduced except in full, without prior written approval of the Company. Any unauthorized alteration, forgery or falsification of the content or appearance of this document is unlawful and offenders may be prosecuted to the fullest extent of the law. Unless otherwise stated the results shown in this test report refer only to the sample(s) tested and such sample(s) are retained for 30 days only.


Attention: To check the authenticity of testing /inspection report & certificate, please contact us at telephone: (86-755) 8307 1443, or email: CN.Doccheck@sgs.com

SGS-CSTC Standards Technical Services Co., Ltd.
Shenzhen Branch Testing & Calibration Laboratory

No.1 Workshop, M-10, Middle Section, Science & Technology Park, Nanshan District, Shenzhen, Guangdong, China 518057 t (86-755) 26012053 f (86-755) 26710594 www.sgsgroup.com.cn
中国·广东·深圳市南山区科技园中区M-10栋1号厂房 邮编: 518057 t (86-755) 26012053 f (86-755) 26710594 sgs.china@sgs.com

4 General Information

4.1 Details of E.U.T.

Power supply:	12V  2.0A,PoE
Operation Frequency:	802.11b/g/n(HT20)/ax(HEW20): 2412MHz to 2462MHz, 802.11n(HT40)/ax(HEW40): 2422MHz to 2452MHz
Modulation Type:	802.11b: DSSS(CCK, DQPSK, DBPSK) 802.11 g/n: OFDM(16QAM, 64QAM, QPSK, BPSK) 802.11 ax: OFDMA(16QAM, 64QAM, 256QAM, 1024QAM, QPSK, BPSK)
Channel Spacing:	5MHz
Number of Channels:	802.11b/g/n(HT20)/ax(HEW20): 11 802.11n(HT40)/ax(HEW40):7
Antenna Type:	PIFA Antenna
Antenna Gain:	Ant1: 3.14dBi Ant2: 3.53dBi

Remark:The information in this section is provided by the applicant or manufacturer, SGS is not liable to the accuracy, suitability, reliability or/and integrity of the information.

4.2 Description of Support Units

Description	Manufacturer	Model No.	Serial No.
Adapter	supplied by SGS	DC12V	REF. No.SEA05D08B
RF cable	supplied by SGS	N/A(cable loss:0.6dB)	REF. No.SEL000089

4.3 Measurement Uncertainty

Test Item	Measurement Uncertainty
Conducted Emissions at AC Power Line (150kHz-30MHz)	± 3.1dB
Conducted Average Output Power	± 0.75dB
Minimum 6dB Bandwidth	± 3%
Power Spectrum Density	± 2.84dB
Conducted Band Edges Measurement	± 0.75dB
Conducted Spurious Emissions	± 0.75dB
Radiated Emissions which fall in the restricted bands	± 6.0dB (Below 1GHz);± 4.6dB (Above 1GHz)
Radiated Spurious Emissions Below 1GHz	± 6.0dB for 3m; ± 5.0dB for 10m
Radiated Spurious Emissions Above 1GHz	± 4.6dB (1-18GHz);± 4.8dB (18-40GHz)



SGS-CSTC Standards Technical Services Co., Ltd. Shenzhen Branch

SZEMC-TRF-01 Rev. A/0 Aug01,2022

Report No.: SZCR230900300002

Page: 7 of 211

Remark:

The U_{lab} (lab Uncertainty) is less than $U_{CISPR/ETSI}$ (CISPR/ETSI Uncertainty), so the test results

- compliance is deemed to occur if no measured disturbance level exceeds the disturbance limit;
- non-compliance is deemed to occur if any measured disturbance level exceeds the disturbance limit.



SGS-CSTC Standards Technical Services Co., Ltd.
Shenzhen Branch Testing & Calibration Laboratory

Unless otherwise agreed in writing, this document is issued by the Company subject to its General Conditions of Service printed overleaf, available on request or accessible at <https://www.sgs.com/en/Terms-and-Conditions>. Attention is drawn to the limitation of liability, indemnification and jurisdiction issues defined therein. Any holder of this document is advised that information contained hereon reflects the Company's findings at the time of its intervention only and within the limits of Client's instructions, if any. The Company's sole responsibility is to its Client and this document does not exonerate parties to a transaction from exercising all their rights and obligations under the transaction documents. This document cannot be reproduced except in full, without prior written approval of the Company. Any unauthorized alteration, forgery or falsification of the content or appearance of this document is unlawful and offenders may be prosecuted to the fullest extent of the law. Unless otherwise stated the results shown in this test report refer only to the sample(s) tested and such sample(s) are retained for 30 days only.

Attention: To check the authenticity of testing / inspection report & certificate, please contact us at telephone: (86-755) 8307 1443, or email: CN.Doccheck@sgs.com

No.1 Workshop, M-10, Middle Section, Science & Technology Park, Nanshan District, Shenzhen, Guangdong, China 518057 t (86-755) 26012053 f (86-755) 26710594 www.sgs.com.cn
中国·广东·深圳市南山区科技园中区M-10栋1号厂房 邮编: 518057 t (86-755) 26012053 f (86-755) 26710594 sgs.china@sgs.com

SGS-CSTC Standards Technical Services Co., Ltd. Shenzhen Branch

SZEMC-TRF-01 Rev. A/0 Aug01,2022

Report No.: SZCR230900300002

Page: 8 of 211

4.4 Test Location

All tests were performed at:

SGS-CSTC Standards Technical Services Co., Ltd., Shenzhen Branch

No. 1 Workshop, M-10, Middle Section, Science & Technology Park, Nanshan District, Shenzhen, Guangdong, China. 518057.

Tel: +86 755 2601 2053 Fax: +86 755 2671 0594

No tests were sub-contracted.

4.5 Test Facility

The test facility is recognized, certified, or accredited by the following organizations:

• A2LA (Certificate No. 3816.01)

SGS-CSTC Standards Technical Services Co., Ltd., Shenzhen EMC Laboratory is accredited by the American Association for Laboratory Accreditation(A2LA). Certificate No. 3816.01.

• VCCI (Member No. 1937)

The 3m Fully-anechoic chamber for above 1GHz, 10m Semi-anechoic chamber for below 1GHz, Shielded Room for Mains Port Conducted Interference Measurement and Telecommunication Port Conducted Interference Measurement of SGS-CSTC Standards Technical Services Co., Ltd. Shenzhen EMC laboratory have been registered in accordance with the Regulations for Voluntary Control Measures with Registration No.: G-20026, R-14188, C-12383 and T-11153 respectively.

• FCC –Designation Number: CN1336

SGS-CSTC Standards Technical Services Co., Ltd., Shenzhen EMC Laboratory has been recognized as an accredited testing laboratory.

Designation Number: CN1336. Test Firm Registration Number: 787754.

• Innovation, Science and Economic Development Canada

SGS-CSTC Standards Technical Services Co., Ltd., Shenzhen EMC Laboratory has been recognized by ISED as an accredited testing laboratory.

CAB identifier: CN0006.

IC#: 4620C.

4.6 Deviation from Standards

None

4.7 Abnormalities from Standard Conditions

None



SGS-CSTC Standards Technical Services Co., Ltd.
Shenzhen Branch EMC Laboratory

Unless otherwise agreed in writing, this document is issued by the Company subject to its General Conditions of Service printed overleaf, available on request or accessible at <https://www.sgs.com/en/Terms-and-Conditions>. Attention is drawn to the limitation of liability, indemnification and jurisdiction issues defined therein. Any holder of this document is advised that information contained hereon reflects the Company's findings at the time of its intervention only and within the limits of Client's instructions, if any. The Company's sole responsibility is to its Client and this document does not exonerate parties to a transaction from exercising all their rights and obligations under the transaction documents. This document cannot be reproduced except in full, without prior written approval of the Company. Any unauthorized alteration, forgery or falsification of the content or appearance of this document is unlawful and offenders may be prosecuted to the fullest extent of the law. Unless otherwise stated the results shown in this test report refer only to the sample(s) tested and such sample(s) are retained for 30 days only.

Attention: To check the authenticity of testing /inspection report & certificate, please contact us at telephone: (86-755) 8307 1443, or email: CN.Doccheck@sgs.com

No.1 Workshop, M-10, Middle Section, Science & Technology Park, Nanshan District, Shenzhen, Guangdong, China 518057 t (86-755) 26012053 f (86-755) 26710594 www.ssgroup.com.cn
中国·广东·深圳市南山区科技园中区M-10栋1号厂房 邮编: 518057 t (86-755) 26012053 f (86-755) 26710594 sgs.china@sgs.com

5 Equipment List

Conducted Emissions at AC Power Line (150kHz-30MHz)					
Equipment	Manufacturer	Model No.	Inventory No.	Cal Date	Cal Due Date
Shielding Room	ZhongYu Electron	GB-88	SEM001-06	2022-05-14	2025-05-13
EMI Test Receiver	Rohde&Schwarz	ESCI	SEM004-02	2023-03-20	2024-03-19
Measurement Software	AUDIX	e3 V8.2014-6-27a	N/A	N/A	N/A
Coaxial Cable	SGS	N/A	SEM024-01	2023-07-07	2024-07-06
LISN	Rohde&Schwarz	ENV216	SEM007-01	2023-09-19	2024-09-18
LISN	ETS-LINDGREN	3816/2	SEM007-02	2023-03-20	2024-03-19

Conducted Average Output Power					
Equipment	Manufacturer	Model No.	Inventory No.	Cal Date	Cal Due Date
Power Sensor	TST PASS	TSPS2023R	SEM009-26	2023-04-01	2024-03-31
Power Sensor	KEYSIGHT	U2021XA	SEM009-16	2023-03-21	2024-03-20
DC Power Supply	Chroma	62012P-80-60	SEM011-11	2022-10-20	2023-10-19
MXA Signal Analyzer	KEYSIGHT	N9020A	SEM004-19	2023-03-21	2024-03-20
Measurement Software	TST PASS	TST PASS V2.0	N/A	N/A	N/A
Coaxial Cable	SGS	N/A	SEM031-01	2023-07-07	2024-07-06
Attenuator	Huber+Suhner	6620_SMA-50-1	SEM021-09	2023-03-31	2024-03-30

Minimum 6dB Bandwidth					
Equipment	Manufacturer	Model No.	Inventory No.	Cal Date	Cal Due Date
DC Power Supply	Chroma	62012P-80-60	SEM011-11	2022-10-20	2023-10-19
MXA Signal Analyzer	KEYSIGHT	N9020A	SEM004-19	2023-03-21	2024-03-20
Measurement Software	TST PASS	TST PASS V2.0	N/A	N/A	N/A
Coaxial Cable	SGS	N/A	SEM031-01	2023-07-07	2024-07-06
Attenuator	Huber+Suhner	6620_SMA-50-1	SEM021-09	2023-03-31	2024-03-30



SGS-CSTC Standards Technical Services Co., Ltd. Shenzhen Branch

SZEMC-TRF-01 Rev. A/0 Aug01,2022

Report No.: SZCR230900300002

Page: 10 of 211

Power Spectrum Density

Equipment	Manufacturer	Model No.	Inventory No.	Cal Date	Cal Due Date
DC Power Supply	Chroma	62012P-80-60	SEM011-11	2022-10-20	2023-10-19
MXA Signal Analyzer	KEYSIGHT	N9020A	SEM004-19	2023-03-21	2024-03-20
Measurement Software	TST PASS	TST PASS V2.0	N/A	N/A	N/A
Coaxial Cable	SGS	N/A	SEM031-01	2023-07-07	2024-07-06
Attenuator	Huber+Suhner	6620_SMA-50-1	SEM021-09	2023-03-31	2024-03-30

Conducted Band Edges Measurement

Equipment	Manufacturer	Model No.	Inventory No.	Cal Date	Cal Due Date
DC Power Supply	Chroma	62012P-80-60	SEM011-11	2022-10-20	2023-10-19
MXA Signal Analyzer	KEYSIGHT	N9020A	SEM004-19	2023-03-21	2024-03-20
Measurement Software	TST PASS	TST PASS V2.0	N/A	N/A	N/A
Coaxial Cable	SGS	N/A	SEM031-01	2023-07-07	2024-07-06
Attenuator	Huber+Suhner	6620_SMA-50-1	SEM021-09	2023-03-31	2024-03-30

Conducted Spurious Emissions

Equipment	Manufacturer	Model No.	Inventory No.	Cal Date	Cal Due Date
DC Power Supply	Chroma	62012P-80-60	SEM011-11	2022-10-20	2023-10-19
MXA Signal Analyzer	KEYSIGHT	N9020A	SEM004-19	2023-03-21	2024-03-20
Measurement Software	TST PASS	TST PASS V2.0	N/A	N/A	N/A
Coaxial Cable	SGS	N/A	SEM031-01	2023-07-07	2024-07-06
Attenuator	Huber+Suhner	6620_SMA-50-1	SEM021-09	2023-03-31	2024-03-30

Radiated Emissions which fall in the restricted bands

Equipment	Manufacturer	Model No.	Inventory No.	Cal Date	Cal Due Date
3m Fully-Anechoic Chamber	AUDIX	N/A	SEM001-02	2023-04-01	2026-03-31
Signal Analyzer	Rohde & Schwarz	FSV40	SEM008-04	2023-03-20	2024-03-19
Horn Antenna	Rohde&Schwarz	HF907	SEM003-07	2023-07-23	2025-07-22
Microwave system amplifier	Agilent	83017A	SEM005-25	2023-09-19	2024-09-18
Measurement Software	AUDIX	e3 V8.2014-6-27	N/A	N/A	N/A
Coaxial Cable	SGS	N/A	SEM026-01	2023-07-07	2024-07-06



Unless otherwise agreed in writing, this document is issued by the Company subject to its General Conditions of Service printed overleaf, available on request or accessible at <https://www.sgs.com/en/Terms-and-Conditions>. Attention is drawn to the limitation of liability, indemnification and jurisdiction issues defined therein. Any holder of this document is advised that information contained hereon reflects the Company's findings at the time of its intervention only and within the limits of Client's instructions, if any. The Company's sole responsibility is to its Client and this document does not exonerate parties to a transaction from exercising all their rights and obligations under the transaction documents. This document cannot be reproduced except in full, without prior written approval of the Company. Any unauthorized alteration, forgery or falsification of the content or appearance of this document is unlawful and offenders may be prosecuted to the fullest extent of the law. Unless otherwise stated the results shown in this test report refer only to the sample(s) tested and such sample(s) are retained for 30 days only.

Attention: To check the authenticity of testing /inspection report & certificate, please contact us at telephone: (86-755) 8307 1443, or email: CN.Doccheck@sgs.com

SGS-CSTC Standards Technical Services Co., Ltd.
Shenzhen Branch (ECC Laboratory)

No.1 Workshop, M-10, Middle Section, Science & Technology Park, Nanshan District, Shenzhen, Guangdong, China 518057 t (86-755) 26012053 f (86-755) 26710594 www.sgs.com.cn
中国·广东·深圳市南山区科技园中区M-10栋1号厂房 邮编: 518057 t (86-755) 26012053 f (86-755) 26710594 sgs.china@sgs.com



SGS-CSTC Standards Technical Services Co., Ltd. Shenzhen Branch

SZEMC-TRF-01 Rev. A/0 Aug01,2022

Report No.: SZCR230900300002

Page: 11 of 211

Broad-Band Horn Antenna	Schwarzbeck	BBHA 9170	SEM003-15	2022-08-10	2024-08-09
Pre-Amplifier	Compliance Directions Systems Inc.	PAP-2640-50	SEM005-08	2023-03-20	2024-03-19

Radiated Spurious Emissions Below 1GHz

Equipment	Manufacturer	Model No.	Inventory No.	Cal Date	Cal Due Date
Loop Antenna	ETS-Lindgren	6502	SEM003-08	2021-11-30	2023-11-29
3m Semi-Anechoic Chamber	ETS-LINDGREN	N/A	SEM001-01	2023-06-19	2026-06-18
MXE EMI Receiver	Agilent Technologies	N9038A	SEM004-15	2022-10-20	2023-10-19
BiConiLog Antenna	ETS-LINDGREN	3142C	SEM003-01	2023-09-16	2025-09-15
Pre-Amplifier	Agilent Technologies	8447D	SEM005-01	2023-03-20	2024-03-19
Measurement Software	AUDIX	e3 V8.2014-6-27	N/A	N/A	N/A
Coaxial Cable	SGS	N/A	SEM025-01	2023-07-07	2024-07-06

Radiated Spurious Emissions Above 1GHz

Equipment	Manufacturer	Model No.	Inventory No.	Cal Date	Cal Due Date
3m Fully-Anechoic Chamber	AUDIX	N/A	SEM001-02	2023-04-01	2026-03-31
Signal Analyzer	Rohde & Schwarz	FSV40	SEM008-04	2023-03-20	2024-03-19
Horn Antenna	Rohde&Schwarz	HF907	SEM003-07	2023-07-23	2025-07-22
Microwave system amplifier	Agilent	83017A	SEM005-25	2023-09-19	2024-09-18
Measurement Software	AUDIX	e3 V8.2014-6-27	N/A	N/A	N/A
Coaxial Cable	SGS	N/A	SEM026-01	2023-07-07	2024-07-06
Broad-Band Horn Antenna	Schwarzbeck	BBHA 9170	SEM003-15	2022-08-10	2024-08-09
Pre-Amplifier	Compliance Directions Systems Inc.	PAP-2640-50	SEM005-08	2023-03-20	2024-03-19



SGS-CSTC Standards Technical Services Co., Ltd.
Shenzhen Branch Testing Laboratory

Unless otherwise agreed in writing, this document is issued by the Company subject to its General Conditions of Service printed overleaf, available on request or accessible at <https://www.sgs.com/en/Terms-and-Conditions>. Attention is drawn to the limitation of liability, indemnification and jurisdiction issues defined therein. Any holder of this document is advised that information contained hereon reflects the Company's findings at the time of its intervention only and within the limits of Client's instructions, if any. The Company's sole responsibility is to its Client and this document does not exonerate parties to a transaction from exercising all their rights and obligations under the transaction documents. This document cannot be reproduced except in full, without prior written approval of the Company. Any unauthorized alteration, forgery or falsification of the content or appearance of this document is unlawful and offenders may be prosecuted to the fullest extent of the law. Unless otherwise stated the results shown in this test report refer only to the sample(s) tested and such sample(s) are retained for 30 days only.

Attention: To check the authenticity of testing /inspection report & certificate, please contact us at telephone: (86-755) 8307 1443, or email: CN.Doccheck@sgs.com

No.1 Workshop, M-10, Middle Section, Science & Technology Park, Nanshan District, Shenzhen, Guangdong, China 518057 t (86-755) 26012053 f (86-755) 26710594 www.sgsgroup.com.cn
中国·广东·深圳市南山区科技园中区M-10栋1号厂房 邮编: 518057 t (86-755) 26012053 f (86-755) 26710594 sgs.china@sgs.com

Member of the SGS Group (SGS SA)

SGS-CSTC Standards Technical Services Co., Ltd. Shenzhen Branch

SZEMC-TRF-01 Rev. A/0 Aug01,2022

Report No.: SZCR230900300002

Page: 12 of 211

General used equipment					
Equipment	Manufacturer	Model No.	Inventory No.	Cal Date	Cal Due Date
Humidity/ Temperature Indicator	deli	8838	SEM002-32	2023-07-28	2024-07-27
Humidity/ Temperature Indicator	deli	8838	SEM002-33	2023-07-28	2024-07-27
Barometer	Changchun Meteorological Industry Factory	DYM3	SEM002-01	2023-03-23	2024-03-22



Unless otherwise agreed in writing, this document is issued by the Company subject to its General Conditions of Service printed overleaf, available on request or accessible at <https://www.sgs.com/en/Terms-and-Conditions>. Attention is drawn to the limitation of liability, indemnification and jurisdiction issues defined therein. Any holder of this document is advised that information contained hereon reflects the Company's findings at the time of its intervention only and within the limits of Client's instructions, if any. The Company's sole responsibility is to its Client and this document does not exonerate parties to a transaction from exercising all their rights and obligations under the transaction documents. This document cannot be reproduced except in full, without prior written approval of the Company. Any unauthorized alteration, forgery or falsification of the content or appearance of this document is unlawful and offenders may be prosecuted to the fullest extent of the law. Unless otherwise stated the results shown in this test report refer only to the sample(s) tested and such sample(s) are retained for 30 days only.

Attention: To check the authenticity of testing / inspection report & certificate, please contact us at telephone: (86-755) 8307 1443, or email: CN.Doccheck@sgs.com

SGS-CSTC Standards Technical Services Co., Ltd.
Shenzhen Branch (SZEMC) Laboratory

No.1 Workshop, M-10, Middle Section, Science & Technology Park, Nanshan District, Shenzhen, Guangdong, China 518057 t (86-755) 26012053 f (86-755) 26710594 www.sgsgroup.com.cn
中国·广东·深圳市南山区科技园中区M-10栋1号厂房 邮编: 518057 t (86-755) 26012053 f (86-755) 26710594 sgs.china@sgs.com

6 Radio Spectrum Technical Requirement

6.1 Antenna Requirement

6.1.1 Test Requirement:

47 CFR Part 15, Subpart C 15.203 & 15.247(b)(4)

6.1.2 Conclusion

15.203 requirement:

An intentional radiator shall be designed to ensure that no antenna other than that furnished by the responsible party shall be used with the device. The use of a permanently attached antenna or of an antenna that uses a unique coupling to the intentional radiator, the manufacturer may design the unit so that a broken antenna can be replaced by the user, but the use of a standard antenna jack or electrical connector is prohibited.

EUT Antenna:

The device uses nondetachable antennas and no consideration of replacement. The best case gain of the antenna was showed as below.

Ant1: 3.14dBi

Ant2: 3.53dBi

The EUT supports CDD, and all antenna gains are not equal, according to KDB662911 D01 2) f) (iii) guidelines:

Directional gain = $G_{ANT} + \text{Array Gain}$

the Directional gain = 3.53dBi ($N_{ANT} \leq 4$, Array Gain=0dB)

Antenna location: Refer to internal photos



7 Radio Spectrum Matter Test Results

7.1 Conducted Emissions at AC Power Line (150kHz-30MHz)

Test Requirement 47 CFR Part 15, Subpart C 15.207

Test Method: ANSI C63.10 (2013) Section 6.2

Limit:

Frequency of emission(MHz)	Conducted limit(dBμV)	
	Quasi-peak	Average
0.15-0.5	66 to 56*	56 to 46*
0.5-5	56	46
5-30	60	50
*Decreases with the logarithm of the frequency.		
Detector: Peak for pre-scan (9kHz resolution bandwidth) 0.15M to 30MHz		

7.1.1 E.U.T. Operation

Operating Environment:

Temperature: 23.4 °C

Humidity: 47.3 % RH

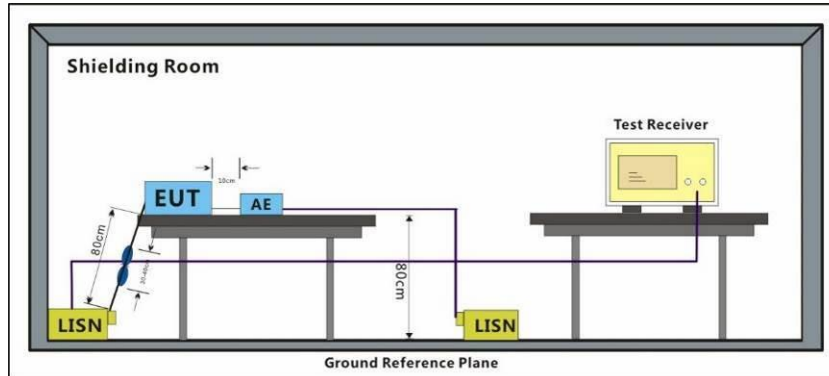
Atmospheric Pressure: 1000 mbar

7.1.2 Test Mode Description

Pre-scan / Final test	Mode Code	Description
Final test	00	TX mode_Keep the EUT in continuously transmitting mode with all modulation types. All data rates for each modulation type have been tested and found the data rate @ 1Mbps is the worst case of IEEE 802.11b; data rate @ 6Mbps is the worst case of IEEE 802.11g; data rate @ 6.5Mbps is the worst case of IEEE 802.11n(HT20); data rate @ 13.5Mbps is the worst case of IEEE 802.11n(HT40); data rate @ MCS0 is the worst case of IEEE 802.11ax(HEW20); data rate @ MCS0 is the worst case of IEEE 802.11ax(HEW40). Only the data of worst case is recorded in the report.



7.1.3 Test Setup Diagram



7.1.4 Measurement Procedure and Data

- 1) The mains terminal disturbance voltage test was conducted in a shielded room.
- 2) The EUT was connected to AC power source through a LISN 1 (Line Impedance Stabilization Network) which provides a 50ohm/50μH + 5ohm linear impedance. The power cables of all other units of the EUT were connected to a second LISN 2, which was bonded to the ground reference plane in the same way as the LISN 1 for the unit being measured. A multiple socket outlet strip was used to connect multiple power cables to a single LISN provided the rating of the LISN was not exceeded.
- 3) The tabletop EUT was placed upon a non-metallic table 0.8m above the ground reference plane. And for floor-standing arrangement, the EUT was placed on the horizontal ground reference plane.
- 4) The test was performed with a vertical ground reference plane. The rear of the EUT shall be 0.4 m from the vertical ground reference plane. The vertical ground reference plane was bonded to the horizontal ground reference plane. The LISN 1 was placed 0.8 m from the boundary of the unit under test and bonded to a ground reference plane for LISNs mounted on top of the ground reference plane. This distance was between the closest points of the LISN 1 and the EUT. All other units of the EUT and associated equipment was at least 0.8 m from the LISN 2.
- 5) In order to find the maximum emission, the relative positions of equipment and all of the interface cables must be changed according to ANSI C63.10 on conducted measurement.

Remark:

- 1) Level = Read Level + Cable Loss + LISN Factor
- 2) Through pre-scan found the worst case is the lowest channel. Only the worst case is recorded in the report.



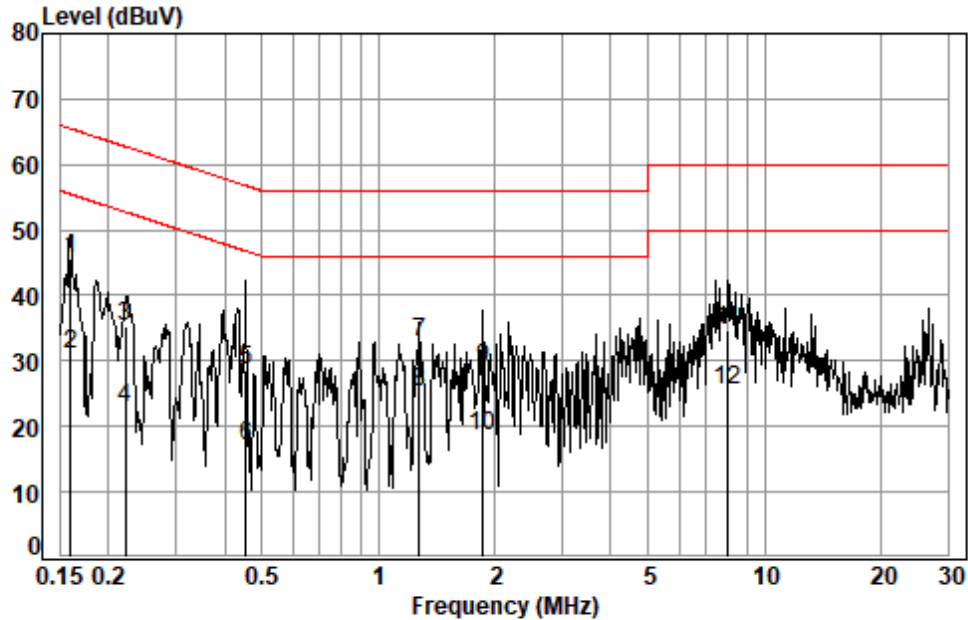
SGS-CSTC Standards Technical Services Co., Ltd. Shenzhen Branch

SZEMC-TRF-01 Rev. A/0 Aug01,2022

Report No.: SZCR230900300002

Page: 16 of 211

Test Mode: 00; Line: Live line; Modulation:802.11b; Bandwidth:20MHz; Channel:Low



Site : Shielding Room
Condition: Line
Job No. : 03000AT
Test mode: 00

	Freq	Cable Loss	LISN Factor	Read Level	Level	Limit Line	Over Limit	Remark
	MHz	dB	dB	dBuV	dBuV	dBuV	dB	
1 *	0.1598	0.02	9.62	35.88	45.52	65.47	-19.95	QP
2	0.1598	0.02	9.62	21.40	31.04	55.47	-24.43	Average
3	0.2220	0.03	9.62	25.68	35.33	62.74	-27.41	QP
4	0.2220	0.03	9.62	13.03	22.68	52.74	-30.06	Average
5	0.4539	0.04	9.62	18.96	28.62	56.80	-28.18	QP
6	0.4539	0.04	9.62	7.46	17.12	46.80	-29.68	Average
7	1.2756	0.06	9.63	23.04	32.73	56.00	-23.27	QP
8 *	1.2756	0.06	9.63	15.45	25.14	46.00	-20.86	Average
9	1.8680	0.07	9.64	19.25	28.96	56.00	-27.04	QP
10	1.8680	0.07	9.64	8.73	18.44	46.00	-27.56	Average
11	8.0624	0.14	9.73	24.82	34.69	60.00	-25.31	QP
12	8.0624	0.14	9.73	15.53	25.40	50.00	-24.60	Average



SGS-CSTC Standards Technical Services Co., Ltd.
Shenzhen Branch Testing Laboratory

Unless otherwise agreed in writing, this document is issued by the Company subject to its General Conditions of Service printed overleaf, available on request or accessible at <https://www.sgs.com/en/Terms-and-Conditions>. Attention is drawn to the limitation of liability, indemnification and jurisdiction issues defined therein. Any holder of this document is advised that information contained hereon reflects the Company's findings at the time of its intervention only and within the limits of Client's instructions, if any. The Company's sole responsibility is to its Client and this document does not exonerate parties to a transaction from exercising all their rights and obligations under the transaction documents. This document cannot be reproduced except in full, without prior written approval of the Company. Any unauthorized alteration, forgery or falsification of the content or appearance of this document is unlawful and offenders may be prosecuted to the fullest extent of the law. Unless otherwise stated the results shown in this test report refer only to the sample(s) tested and such sample(s) are retained for 30 days only.

Attention: To check the authenticity of testing /inspection report & certificate, please contact us at telephone: (86-755) 8307 1443, or email: CN.Doccheck@sgs.com

No.1 Workshop, M-10, Middle Section, Science & Technology Park, Nanshan District, Shenzhen, Guangdong, China 518057 t (86-755) 26012053 f (86-755) 26710594 www.sgs.com.cn
中国·广东·深圳市南山区科技园中区M-10栋1号厂房 邮编: 518057 t (86-755) 26012053 f (86-755) 26710594 sgs.china@sgs.com

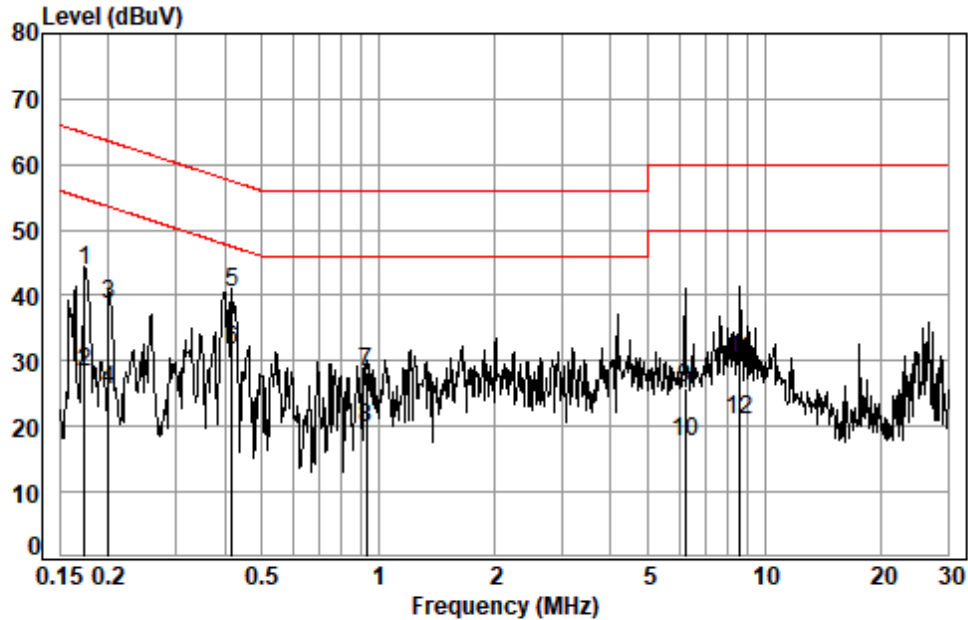
SGS-CSTC Standards Technical Services Co., Ltd. Shenzhen Branch

SZEMC-TRF-01 Rev. A/0 Aug01,2022

Report No.: SZCR230900300002

Page: 17 of 211

Test Mode: 00; Line: Neutral Line; Modulation:802.11b; Bandwidth:20MHz; Channel:Low



Site : Shielding Room
Condition: Neutral
Job No. : 03000AT
Test mode: 00

	Freq	Cable Loss	LISN Factor	Read Level	Level	Limit Line	Over Limit	Remark
	MHz	dB	dB	dBuV	dBuV	dBuV	dB	
1	0.1740	0.02	9.62	34.04	43.68	64.77	-21.09	QP
2	0.1740	0.02	9.62	18.58	28.22	54.77	-26.55	Average
3	0.2007	0.02	9.62	28.89	38.53	63.58	-25.05	QP
4	0.2007	0.02	9.62	16.03	25.67	53.58	-27.91	Average
5 *	0.4193	0.03	9.62	30.90	40.55	57.46	-16.91	QP
6 *	0.4193	0.03	9.62	22.07	31.72	47.46	-15.74	Average
7	0.9331	0.06	9.62	18.63	28.31	56.00	-27.69	QP
8	0.9331	0.06	9.62	9.98	19.66	46.00	-26.34	Average
9	6.2189	0.11	9.71	16.18	26.00	60.00	-34.00	QP
10	6.2189	0.11	9.71	7.89	17.71	50.00	-32.29	Average
11	8.6373	0.15	9.76	20.32	30.23	60.00	-29.77	QP
12	8.6373	0.15	9.76	11.09	21.00	50.00	-29.00	Average



SGS-CSTC Standards Technical Services Co., Ltd.
Shenzhen Branch Testing Laboratory

Unless otherwise agreed in writing, this document is issued by the Company subject to its General Conditions of Service printed overleaf, available on request or accessible at <https://www.sgs.com/en/Terms-and-Conditions>. Attention is drawn to the limitation of liability, indemnification and jurisdiction issues defined therein. Any holder of this document is advised that information contained hereon reflects the Company's findings at the time of its intervention only and within the limits of Client's instructions, if any. The Company's sole responsibility is to its Client and this document does not exonerate parties to a transaction from exercising all their rights and obligations under the transaction documents. This document cannot be reproduced except in full, without prior written approval of the Company. Any unauthorized alteration, forgery or falsification of the content or appearance of this document is unlawful and offenders may be prosecuted to the fullest extent of the law. Unless otherwise stated the results shown in this test report refer only to the sample(s) tested and such sample(s) are retained for 30 days only.

Attention: To check the authenticity of testing /inspection report & certificate, please contact us at telephone: (86-755) 8307 1443, or email: CN.Doccheck@sgs.com

No.1 Workshop, M-10, Middle Section, Science & Technology Park, Nanshan District, Shenzhen, Guangdong, China 518057 t (86-755) 26012053 f (86-755) 26710594 www.sgs.com.cn
中国·广东·深圳市南山区科技园中区M-10栋1号厂房 邮编: 518057 t (86-755) 26012053 f (86-755) 26710594 sgs.china@sgs.com

7.2 Conducted Average Output Power

Test Requirement 47 CFR Part 15, Subpart C 15.247(b)(3)

Test Method: ANSI C63.10 (2013) Section 11.9.2

Limit:

Frequency range(MHz)	Output power of the intentional radiator(watt)
902-928	1 for ≥ 50 hopping channels
	0.25 for $25 \leq$ hopping channels < 50
	1 for digital modulation
2400-2483.5	1 for ≥ 75 non-overlapping hopping channels
	0.125 for all other frequency hopping systems
	1 for digital modulation
5725-5850	1 for frequency hopping systems and digital modulation

7.2.1 E.U.T. Operation

Operating Environment:

Temperature: 26.0 °C

Humidity: 49.6 % RH

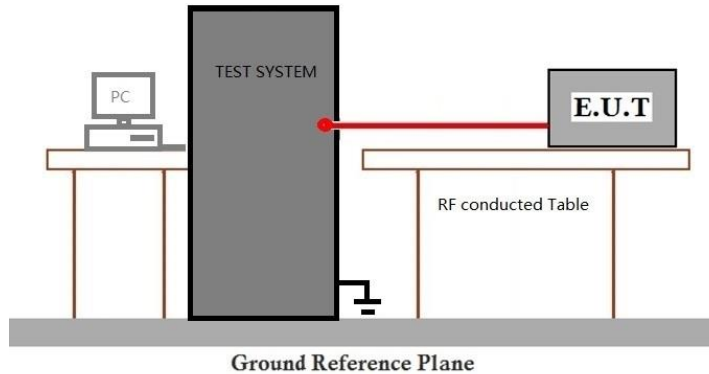
Atmospheric Pressure: 1000 mbar

7.2.2 Test Mode Description

Pre-scan / Final test	Mode Code	Description
Final test	00	TX mode_Keep the EUT in continuously transmitting mode with all modulation types. All data rates for each modulation type have been tested and found the data rate @ 1Mbps is the worst case of IEEE 802.11b; data rate @ 6Mbps is the worst case of IEEE 802.11g; data rate @ 6.5Mbps is the worst case of IEEE 802.11n(HT20); data rate @ 13.5Mbps is the worst case of IEEE 802.11n(HT40); data rate @ MCS0 is the worst case of IEEE 802.11ax(HEW20); data rate @ MCS0 is the worst case of IEEE 802.11ax(HEW40). Only the data of worst case is recorded in the report.



7.2.3 Test Setup Diagram



7.2.4 Measurement Procedure and Data

Note: Since the verify power the same operating range bandwidth and smaller power can be covered by the higher power.

Please Refer to Appendix for Details



7.3 Minimum 6dB Bandwidth

Test Requirement 47 CFR Part 15, Subpart C 15.247a(2)

Test Method: ANSI C63.10 (2013) Section 11.8.1

Limit:

≥500 kHz

7.3.1 E.U.T. Operation

Operating Environment:

Temperature: 26.0 °C

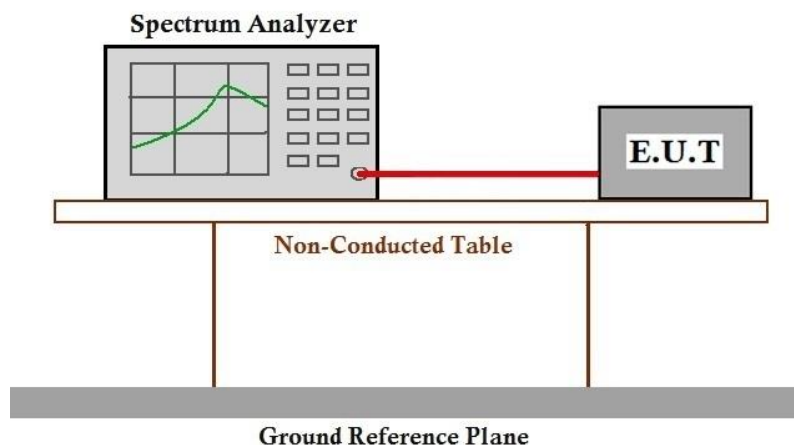
Humidity: 49.5 % RH

Atmospheric Pressure: 1000 mbar

7.3.2 Test Mode Description

Pre-scan / Final test	Mode Code	Description
Final test	00	TX mode_Keep the EUT in continuously transmitting mode with all modulation types. All data rates for each modulation type have been tested and found the data rate @ 1Mbps is the worst case of IEEE 802.11b; data rate @ 6Mbps is the worst case of IEEE 802.11g; data rate @ 6.5Mbps is the worst case of IEEE 802.11n(HT20); data rate @ 13.5Mbps is the worst case of IEEE 802.11n(HT40); data rate @ MCS0 is the worst case of IEEE 802.11ax(HEW20); data rate @ MCS0 is the worst case of IEEE 802.11ax(HEW40). Only the data of worst case is recorded in the report.

7.3.3 Test Setup Diagram



7.3.4 Measurement Procedure and Data

Please Refer to Appendix for Details



7.4 Power Spectrum Density

Test Requirement 47 CFR Part 15, Subpart C 15.247(e)

Test Method: ANSI C63.10 (2013) Section 11.10.2

Limit:

≤8dBm in any 3 kHz band during any time interval of continuous transmission

7.4.1 E.U.T. Operation

Operating Environment:

Temperature: 26.0 °C

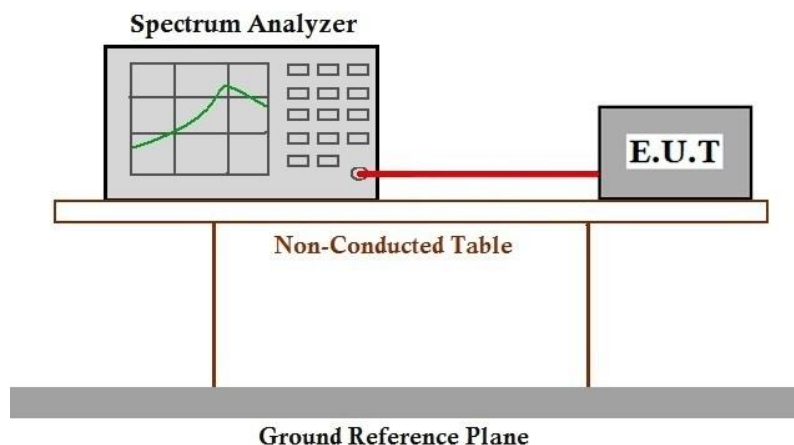
Humidity: 49.5 % RH

Atmospheric Pressure: 1000 mbar

7.4.2 Test Mode Description

Pre-scan / Final test	Mode Code	Description
Final test	00	TX mode_Keep the EUT in continuously transmitting mode with all modulation types. All data rates for each modulation type have been tested and found the data rate @ 1Mbps is the worst case of IEEE 802.11b; data rate @ 6Mbps is the worst case of IEEE 802.11g; data rate @ 6.5Mbps is the worst case of IEEE 802.11n(HT20); data rate @ 13.5Mbps is the worst case of IEEE 802.11n(HT40); data rate @ MCS0 is the worst case of IEEE 802.11ax(HEW20); data rate @ MCS0 is the worst case of IEEE 802.11ax(HEW40). Only the data of worst case is recorded in the report.

7.4.3 Test Setup Diagram



7.4.4 Measurement Procedure and Data

Please Refer to Appendix for Details



SGS-CSTC Standards Technical Services Co., Ltd. Shenzhen Branch

SZEMC-TRF-01 Rev. A/0 Aug01,2022

Report No.: SZCR230900300002

Page: 22 of 211

7.5 Conducted Band Edges Measurement

Test Requirement 47 CFR Part 15, Subpart C 15.247(d)
Test Method: ANSI C63.10 (2013) Section 11.13.3.2

Limit:

In any 100 kHz bandwidth outside the frequency band in which the spread spectrum or digitally modulated intentional radiator is operating, the radio frequency power that is produced by the intentional radiator shall be at least 20 dB below that in the 100 kHz bandwidth within the band that contains the highest level of the desired power, based on either an RF conducted or a radiated measurement, provided the transmitter demonstrates compliance with the peak conducted power limits. If the transmitter complies with the conducted power limits based on the use of RMS averaging over a time interval, as permitted under paragraph (b)(3) of this section, the attenuation required under this paragraph shall be 30 dB instead of 20 dB. Attenuation below the general limits specified in §15.209(a) is not required. In addition, radiated emissions which fall in the restricted bands, as defined in §15.205(a), must also comply with the radiated emission limits specified in §15.209(a) (see §15.205(c)).

7.5.1 E.U.T. Operation

Operating Environment:

Temperature: 26.0 °C Humidity: 49.4 % RH Atmospheric Pressure: 1000 mbar

7.5.2 Test Mode Description

Pre-scan / Final test	Mode Code	Description
Final test	00	TX mode_Keep the EUT in continuously transmitting mode with all modulation types. All data rates for each modulation type have been tested and found the data rate @ 1Mbps is the worst case of IEEE 802.11b; data rate @ 6Mbps is the worst case of IEEE 802.11g; data rate @ 6.5Mbps is the worst case of IEEE 802.11n(HT20); data rate @ 13.5Mbps is the worst case of IEEE 802.11n(HT40); data rate @ MCS0 is the worst case of IEEE 802.11ax(HEW20); data rate @ MCS0 is the worst case of IEEE 802.11ax(HEW40). Only the data of worst case is recorded in the report.



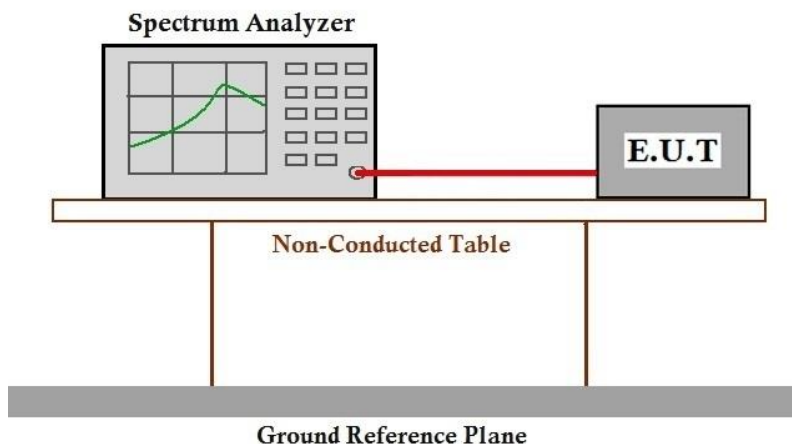
SGS-CSTC Standards Technical Services Co., Ltd.
Shenzhen Branch Inspection & Testing Services

Unless otherwise agreed in writing, this document is issued by the Company subject to its General Conditions of Service printed overleaf, available on request or accessible at <https://www.sgs.com/en/Terms-and-Conditions>. Attention is drawn to the limitation of liability, indemnification and jurisdiction issues defined therein. Any holder of this document is advised that information contained hereon reflects the Company's findings at the time of its intervention only and within the limits of Client's instructions, if any. The Company's sole responsibility is to its Client and this document does not exonerate parties to a transaction from exercising all their rights and obligations under the transaction documents. This document cannot be reproduced except in full, without prior written approval of the Company. Any unauthorized alteration, forgery or falsification of the content or appearance of this document is unlawful and offenders may be prosecuted to the fullest extent of the law. Unless otherwise stated the results shown in this test report refer only to the sample(s) tested and such sample(s) are retained for 30 days only.

Attention: To check the authenticity of testing / inspection report & certificate, please contact us at telephone: (86-755) 8307 1443, or email: CN.Doccheck@sgs.com

No.1 Workshop, M-10, Middle Section, Science & Technology Park, Nanshan District, Shenzhen, Guangdong, China 518057 t (86-755) 26012053 f (86-755) 26710594 www.sgs.com.cn
中国·广东·深圳市南山区科技园中区M-10栋1号厂房 邮编: 518057 t (86-755) 26012053 f (86-755) 26710594 sgs.china@sgs.com

7.5.3 Test Setup Diagram



7.5.4 Measurement Procedure and Data

Please Refer to Appendix for Details



Unless otherwise agreed in writing, this document is issued by the Company subject to its General Conditions of Service printed overleaf, available on request or accessible at <https://www.sgs.com/en/Terms-and-Conditions>. Attention is drawn to the limitation of liability, indemnification and jurisdiction issues defined therein. Any holder of this document is advised that information contained hereon reflects the Company's findings at the time of its intervention only and within the limits of Client's instructions, if any. The Company's sole responsibility is to its Client and this document does not exonerate parties to a transaction from exercising all their rights and obligations under the transaction documents. This document cannot be reproduced except in full, without prior written approval of the Company. Any unauthorized alteration, forgery or falsification of the content or appearance of this document is unlawful and offenders may be prosecuted to the fullest extent of the law. Unless otherwise stated the results shown in this test report refer only to the sample(s) tested and such sample(s) are retained for 30 days only.

Attention: To check the authenticity of testing / inspection report & certificate, please contact us at telephone: (86-755) 8307 1443, or email: CN.Doccheck@sgs.com

SGS-CSTC Standards Technical Services Co., Ltd.
Shenzhen Branch Testing & Calibration Laboratory

No.1 Workshop, M-10, Middle Section, Science & Technology Park, Nanshan District, Shenzhen, Guangdong, China 518057 t (86-755) 26012053 f (86-755) 26710594 www.sgsgroup.com.cn
中国·广东·深圳市南山区科技园中区M-10栋1号厂房 邮编: 518057 t (86-755) 26012053 f (86-755) 26710594 sgs.china@sgs.com

7.6 Conducted Spurious Emissions

Test Requirement 47 CFR Part 15, Subpart C 15.247(d)

Test Method: ANSI C63.10 (2013) Section 11.11

Limit:

In any 100 kHz bandwidth outside the frequency band in which the spread spectrum or digitally modulated intentional radiator is operating, the radio frequency power that is produced by the intentional radiator shall be at least 20 dB below that in the 100 kHz bandwidth within the band that contains the highest level of the desired power, based on either an RF conducted or a radiated measurement, provided the transmitter demonstrates compliance with the peak conducted power limits. If the transmitter complies with the conducted power limits based on the use of RMS averaging over a time interval, as permitted under paragraph (b)(3) of this section, the attenuation required under this paragraph shall be 30 dB instead of 20 dB. Attenuation below the general limits specified in §15.209(a) is not required. In addition, radiated emissions which fall in the restricted bands, as defined in §15.205(a), must also comply with the radiated emission limits specified in §15.209(a) (see §15.205(c)).

7.6.1 E.U.T. Operation

Operating Environment:

Temperature: 26.0 °C

Humidity: 49.1 % RH

Atmospheric Pressure: 1000 mbar

7.6.2 Test Mode Description

Pre-scan / Final test	Mode Code	Description
Final test	00	TX mode_Keep the EUT in continuously transmitting mode with all modulation types. All data rates for each modulation type have been tested and found the data rate @ 1Mbps is the worst case of IEEE 802.11b; data rate @ 6Mbps is the worst case of IEEE 802.11g; data rate @ 6.5Mbps is the worst case of IEEE 802.11n(HT20); data rate @ 13.5Mbps is the worst case of IEEE 802.11n(HT40); data rate @ MCS0 is the worst case of IEEE 802.11ax(HEW20); data rate @ MCS0 is the worst case of IEEE 802.11ax(HEW40). Only the data of worst case is recorded in the report.



7.6.3 Test Setup Diagram



7.6.4 Measurement Procedure and Data

Please Refer to Appendix for Details



Unless otherwise agreed in writing, this document is issued by the Company subject to its General Conditions of Service printed overleaf, available on request or accessible at <https://www.sgs.com/en/Terms-and-Conditions>. Attention is drawn to the limitation of liability, indemnification and jurisdiction issues defined therein. Any holder of this document is advised that information contained hereon reflects the Company's findings at the time of its intervention only and within the limits of Client's instructions, if any. The Company's sole responsibility is to its Client and this document does not exonerate parties to a transaction from exercising all their rights and obligations under the transaction documents. This document cannot be reproduced except in full, without prior written approval of the Company. Any unauthorized alteration, forgery or falsification of the content or appearance of this document is unlawful and offenders may be prosecuted to the fullest extent of the law. Unless otherwise stated the results shown in this test report refer only to the sample(s) tested and such sample(s) are retained for 30 days only.

Attention: To check the authenticity of testing / inspection report & certificate, please contact us at telephone: (86-755) 8307 1443, or email: CN.Doccheck@sgs.com

SGS-CSTC Standards Technical Services Co., Ltd.
Shenzhen Branch
Inspection & Testing Services

No.1 Workshop, M-10, Middle Section, Science & Technology Park, Nanshan District, Shenzhen, Guangdong, China 518057 t (86-755) 26012053 f (86-755) 26710594 www.sgs.com.cn
中国·广东·深圳市南山区科技园中区M-10栋1号厂房 邮编: 518057 t (86-755) 26012053 f (86-755) 26710594 sgs.china@sgs.com

7.7 Radiated Emissions which fall in the restricted bands

Test Requirement 47 CFR Part 15, Subpart C 15.205 & 15.209

Test Method: ANSI C63.10 (2013) Section 6.10.5

Measurement Distance: 3m

Limit:

Frequency(MHz)	Field strength(microvolts/meter)	Measurement distance(meters)
0.009-0.490	2400/F(kHz)	300
0.490-1.705	24000/F(kHz)	30
1.705-30.0	30	30
30-88	100	3
88-216	150	3
216-960	200	3
Above 960	500	3

Remark: The emission limits shown in the above table are based on measurements employing a CISPR quasi-peak detector except for the frequency bands 9-90kHz, 110-490kHz and above 1000 MHz. Radiated emission limits in these three bands are based on measurements employing an average detector, the peak field strength of any emission shall not exceed the maximum permitted average limits specified above by more than 20 dB under any condition of modulation.

7.7.1 E.U.T. Operation

Operating Environment:

Temperature: 22.7 °C

Humidity: 55.0 % RH

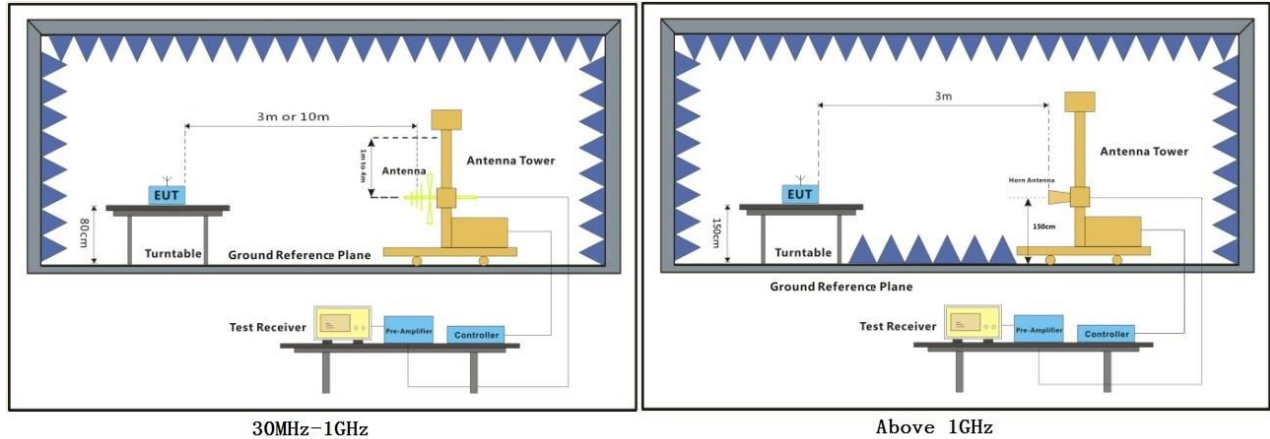
Atmospheric Pressure: 1000 mbar

7.7.2 Test Mode Description

Pre-scan / Final test	Mode Code	Description
Final test	00	TX mode_Keep the EUT in continuously transmitting mode with all modulation types. All data rates for each modulation type have been tested and found the data rate @ 1Mbps is the worst case of IEEE 802.11b; data rate @ 6Mbps is the worst case of IEEE 802.11g; data rate @ 6.5Mbps is the worst case of IEEE 802.11n(HT20); data rate @ 13.5Mbps is the worst case of IEEE 802.11n(HT40); data rate @ MCS0 is the worst case of IEEE 802.11ax(HEW20); data rate @ MCS0 is the worst case of IEEE 802.11ax(HEW40). Only the data of worst case is recorded in the report.



7.7.3 Test Setup Diagram



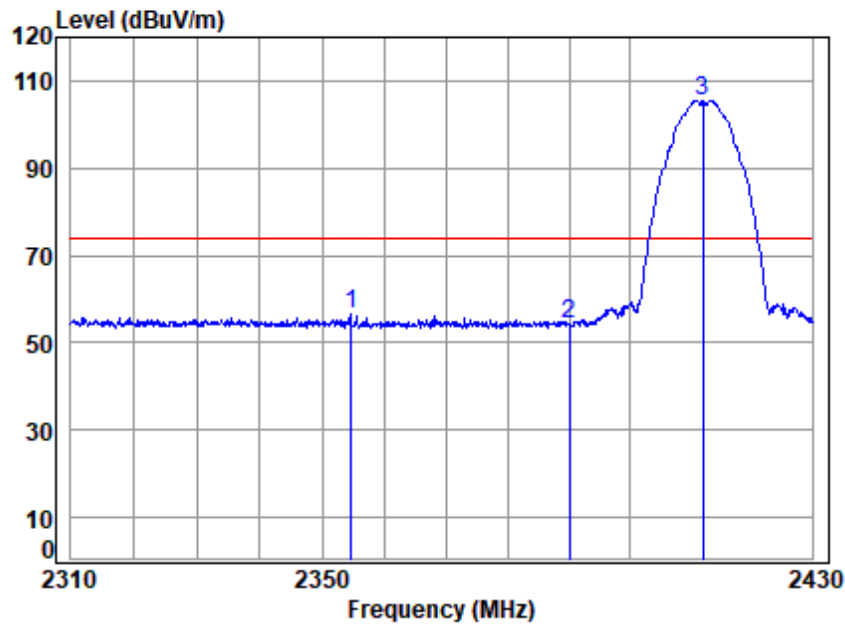
7.7.4 Measurement Procedure and Data

- For below 1GHz, the EUT was placed on the top of a rotating table 0.8 meters above the ground at a 3 or 10 meter semi-anechoic chamber. The table was rotated 360 degrees to determine the position of the highest radiation.
- For above 1GHz, the EUT was placed on the top of a rotating table 1.5 meters above the ground at a 3 meter fully-anechoic chamber. The table was rotated 360 degrees to determine the position of the highest radiation.
- The EUT was set 3 or 10 meters away from the interference-receiving antenna, which was mounted on the top of a variable-height antenna tower.
- The antenna height is varied from one meter to four meters above the ground to determine the maximum value of the field strength. Both horizontal and vertical polarizations of the antenna are set to make the measurement.
- For each suspected emission, the EUT was arranged to its worst case and then the antenna was tuned to heights from 1 meter to 4 meters (for the test frequency of below 30MHz, the antenna was tuned to heights 1 meter) and the rotatable table was turned from 0 degrees to 360 degrees to find the maximum reading.
- The test-receiver system was set to Peak Detect Function and Specified Bandwidth with Maximum Hold Mode.
- If the emission level of the EUT in peak mode was 10dB lower than the limit specified, then testing could be stopped and the peak values of the EUT would be reported. Otherwise the emissions that did not have 10dB margin would be re-tested one by one using peak, quasi-peak or average method as specified and then reported in a data sheet.
- Test the EUT in the lowest channel, the middle channel, the Highest channel.
- The radiation measurements are performed in X, Y, Z axis positioning for Transmitting mode, and found the X axis positioning which it is the worst case.
- Repeat above procedures until all frequencies measured was complete.

Remark 1: Level= Read Level+ Cable Loss+ Antenna Factor- Preamp Factor

Remark 2: For frequencies above 1GHz, the field strength limits are based on average limits. However, the peak field strength of any emission shall not exceed the maximum permitted average limits specified above by more than 20 dB under any condition of modulation. For the emissions whose peak level is lower than the average limit, only the peak measurement is shown in the report.

Test Mode: 00; Polarity: Horizontal; Modulation:802.11b; Bandwidth:20MHz; Channel:Low

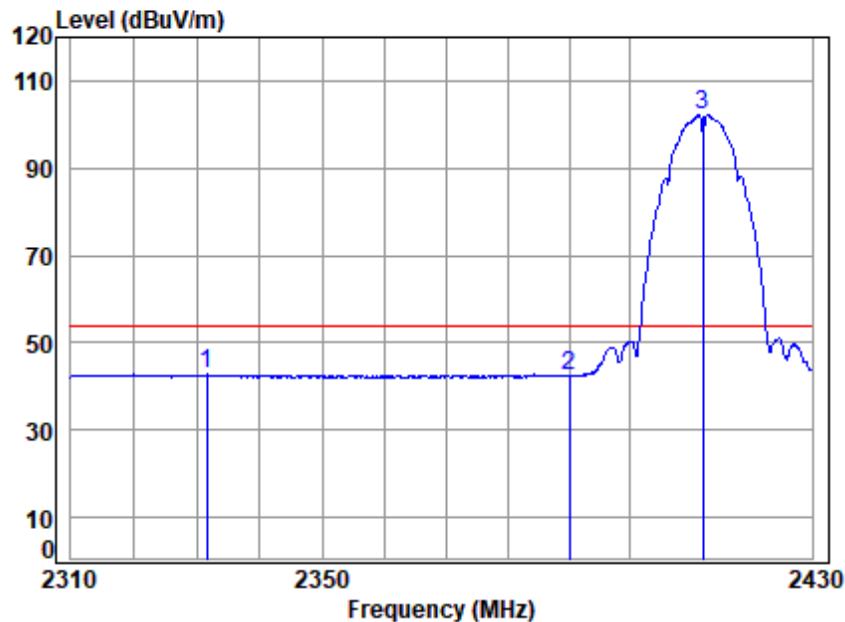


Site : chamber
Condition: 3m HORIZONTAL
Job No : 03000AT/03001AT
Mode : 2412 Band edge
Note : 2.4G WIFI 11B

		Cable	Ant	Preamp	Read		Limit	Over	
	Freq	Loss	Factor	Factor	Level	Level	Line	Limit	Remark
	MHz	dB	dB/m	dB	dBuV	dBuV/m	dBuV/m	dB	
1	2354.647	5.04	28.87	35.65	58.43	56.69	74.00	-17.31	peak
2	2390.000	5.08	28.88	35.64	55.82	54.14	74.00	-19.86	peak
3 q	2412.000	5.10	28.88	35.63	107.15	105.50	74.00	31.50	peak



Test Mode: 00; Polarity: Horizontal; Modulation:802.11b; Bandwidth:20MHz; Channel:Low

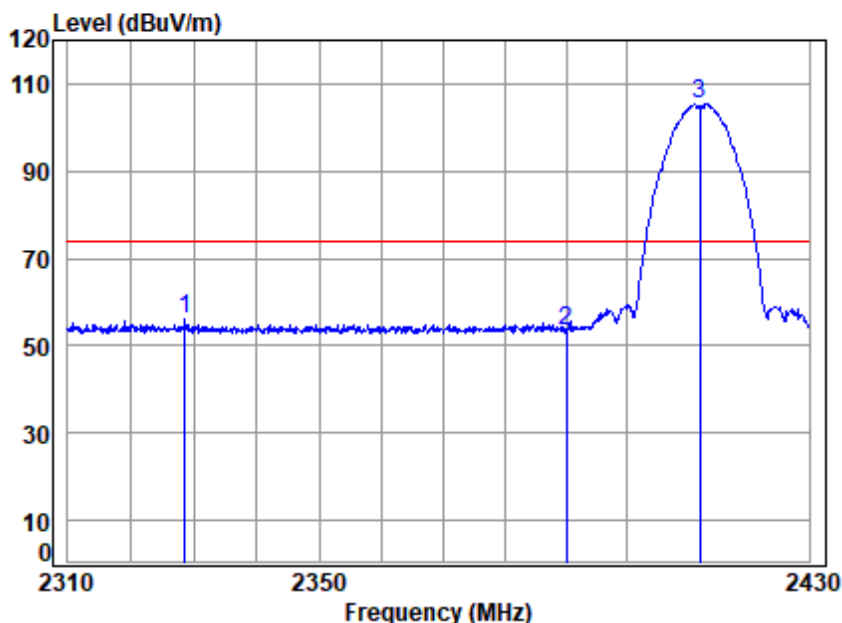


Site : chamber
Condition: 3m HORIZONTAL
Job No : 03000AT/03001AT
Mode : 2412 Band edge
Note : 2.4G WIFI 11B

		Cable	Ant	Preamp	Read		Limit	Over	
	Freq	Loss	Factor	Factor	Level	Level	Line	Limit	Remark
	MHz	dB	dB/m	dB	dBuV	dBuV/m	dBuV/m	dB	
1	2331.626	5.02	28.87	35.66	44.54	42.77	54.00	-11.23	Average
2	2390.000	5.08	28.88	35.64	44.12	42.44	54.00	-11.56	Average
3 q	2412.000	5.10	28.88	35.63	103.93	102.28	54.00	48.28	Average



Test Mode: 00; Polarity: Vertical; Modulation:802.11b; Bandwidth:20MHz; Channel:Low

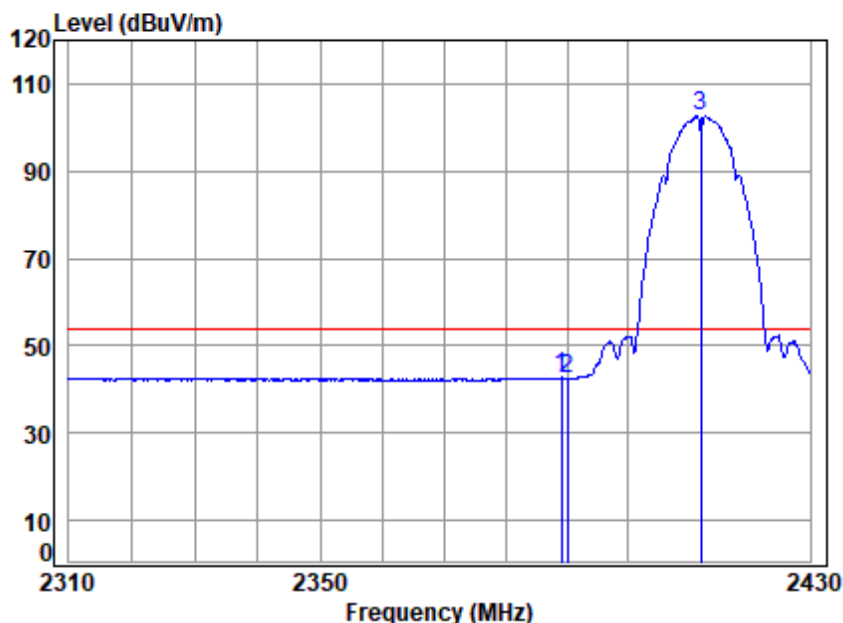


Site : chamber
Condition: 3m VERTICAL
Job No : 03000AT/03001AT
Mode : 2412 Band edge
Note : 2.4G WIFI 11B

		Cable	Ant	Preamp	Read		Limit	Over	
	Freq	Loss	Factor	Factor	Level	Level	Line	Limit	Remark
	MHz	dB	dB/m	dB	dBuV	dBuV/m	dBuV/m	dB	
1	2328.558	5.02	28.87	35.66	58.01	56.24	74.00	-17.76	Peak
2	2390.000	5.08	28.88	35.64	55.12	53.44	74.00	-20.56	Peak
3 q	2412.000	5.10	28.88	35.63	107.02	105.37	74.00	31.37	Peak



Test Mode: 00; Polarity: Vertical; Modulation:802.11b; Bandwidth:20MHz; Channel:Low

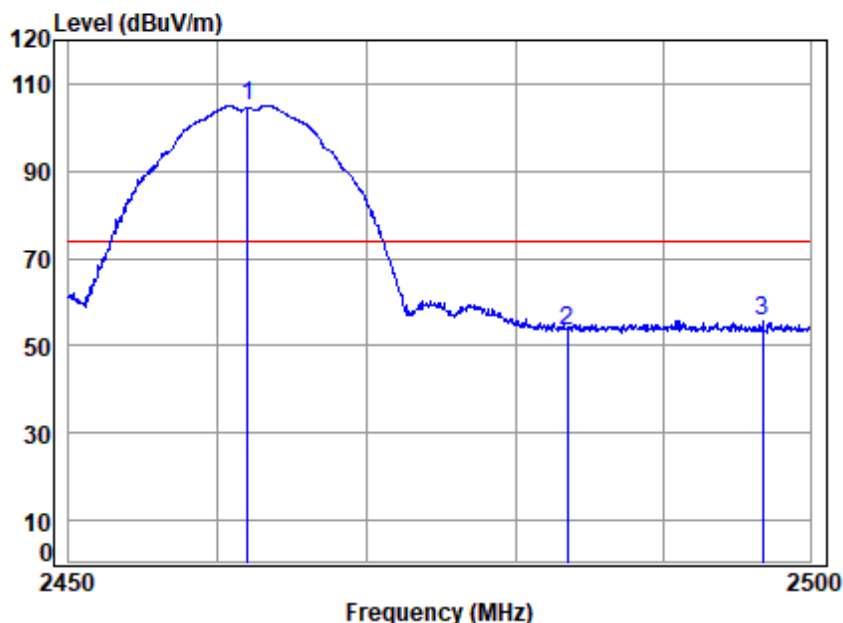


Site : chamber
Condition: 3m VERTICAL
Job No : 03000AT/03001AT
Mode : 2412 Band edge
Note : 2.4G WIFI 11B

		Cable	Ant	Preamp	Read		Limit	Over	
	Freq	Loss	Factor	Factor	Level	Level	Line	Limit	Remark
	MHz	dB	dB/m	dB	dBuV	dBuV/m	dBuV/m	dB	
1	2389.000	5.07	28.88	35.64	44.39	42.70	54.00	-11.30	Average
2	2390.000	5.08	28.88	35.64	44.26	42.58	54.00	-11.42	Average
3 q	2412.000	5.10	28.88	35.63	104.42	102.77	54.00	48.77	Average



Test Mode: 00; Polarity: Horizontal; Modulation:802.11b; Bandwidth:20MHz; Channel:High

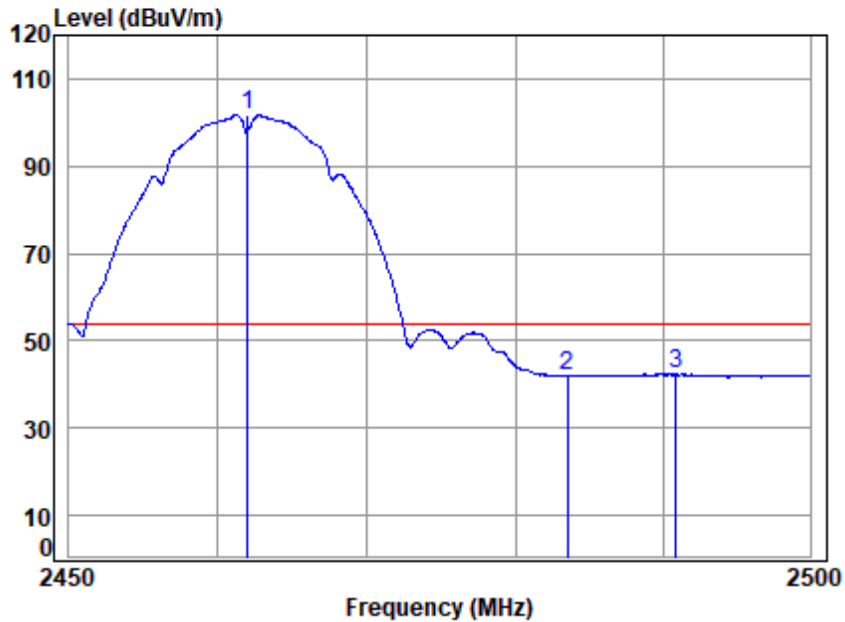


Site : chamber
Condition: 3m HORIZONTAL
Job No : 03000AT/03001AT
Mode : 2462 Band edge
Note : 2.4G WIFI 11B

		Cable	Ant	Preamp	Read	Limit	Over	
	Freq	Loss	Factor	Factor	Level	Line	Limit	Remark
	MHz	dB	dB/m	dB	dBuV	dBuV/m	dBuV/m	dB
1	q 2462.000	5.14	28.89	35.62	106.56	104.97	74.00	30.97 peak
2	2483.500	5.16	28.90	35.61	54.90	53.35	74.00	-20.65 peak
3	2496.770	5.17	28.90	35.60	57.31	55.78	74.00	-18.22 peak



Test Mode: 00; Polarity: Horizontal; Modulation:802.11b; Bandwidth:20MHz; Channel:High

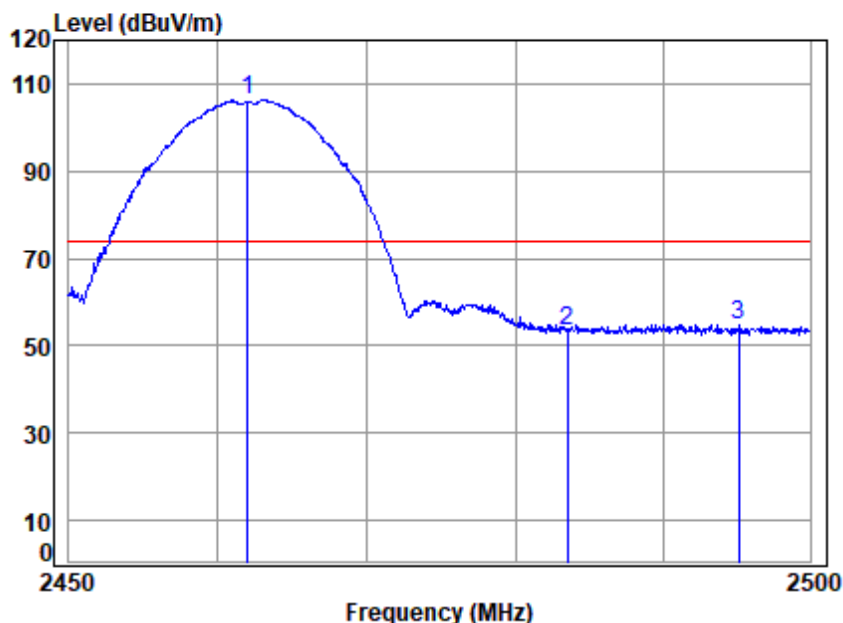


Site : chamber
Condition: 3m HORIZONTAL
Job No : 03000AT/03001AT
Mode : 2462 Band edge
Note : 2.4G WIFI 11B

		Cable	Ant	Preamp	Read	Limit	Over	
	Freq	Loss	Factor	Factor	Level	Level	Line	Limit Remark
	MHz	dB	dB/m	dB	dBuV	dBuV/m	dBuV/m	dB
1 q	2462.000	5.14	28.89	35.62	103.26	101.67	54.00	47.67 Average
2	2483.500	5.16	28.90	35.61	43.40	41.85	54.00	-12.15 Average
3	2490.875	5.17	28.90	35.61	44.01	42.47	54.00	-11.53 Average



Test Mode: 00; Polarity: Vertical; Modulation:802.11b; Bandwidth:20MHz; Channel:High

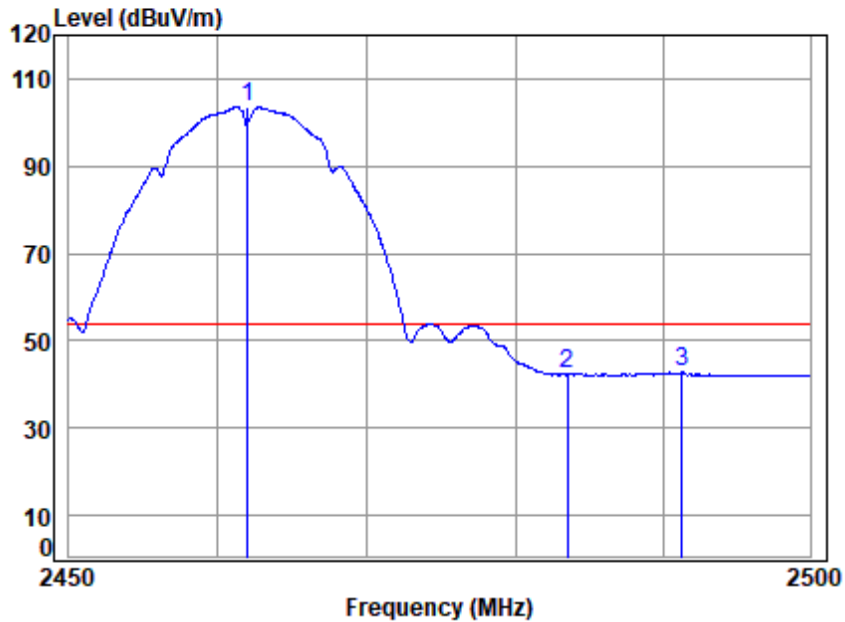


Site : chamber
Condition: 3m VERTICAL
Job No : 03000AT/03001AT
Mode : 2462 Band edge
Note : 2.4G WIFI 11B

		Cable	Ant	Preamp	Read	Limit	Over	
	Freq	Loss	Factor	Factor	Level	Level	Line	Limit Remark
	MHz	dB	dB/m	dB	dBuV	dBuV/m	dBuV/m	dB
1 q	2462.000	5.14	28.89	35.62	107.85	106.26	74.00	32.26 Peak
2	2483.500	5.16	28.90	35.61	54.86	53.31	74.00	-20.69 Peak
3	2495.156	5.17	28.90	35.60	56.49	54.96	74.00	-19.04 Peak



Test Mode: 00; Polarity: Vertical; Modulation:802.11b; Bandwidth:20MHz; Channel:High

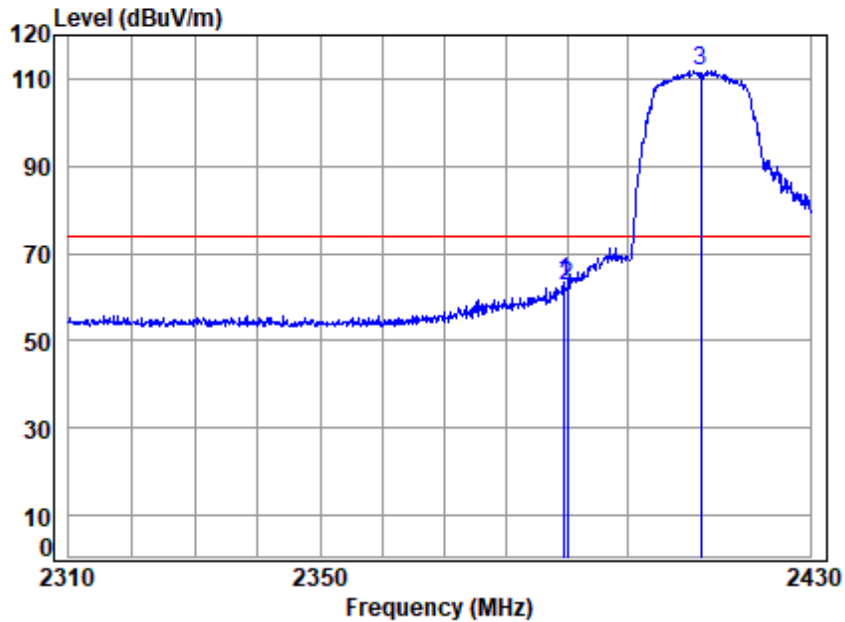


Site : chamber
Condition: 3m VERTICAL
Job No : 03000AT/03001AT
Mode : 2462 Band edge
Note : 2.4G WIFI 11B

		Cable	Ant	Preamp	Read		Limit	Over	
	Freq	Loss	Factor	Factor	Level	Level	Line	Limit	Remark
	MHz	dB	dB/m	dB	dBuV	dBuV/m	dBuV/m	dB	
1	q 2462.000	5.14	28.89	35.62	105.20	103.61	54.00	49.61	Average
2	2483.500	5.16	28.90	35.61	43.83	42.28	54.00	-11.72	Average
3	2491.278	5.17	28.90	35.61	44.27	42.73	54.00	-11.27	Average



Test Mode: 00; Polarity: Horizontal; Modulation:802.11g; Bandwidth:20MHz; Channel:Low

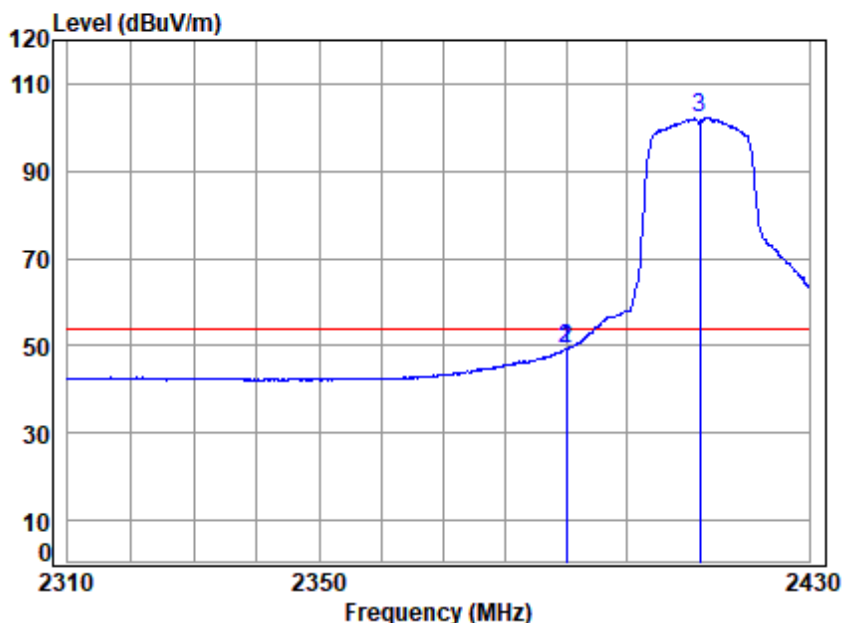


Site : chamber
Condition: 3m HORIZONTAL
Job No : 03000AT/03001AT
Mode : 2412 Band edge
Note : 2.4G WIFI 11G

		Cable	Ant	Preamp	Read		Limit	Over	
	Freq	Loss	Factor	Factor	Level	Level	Line	Limit	Remark
	MHz	dB	dB/m	dB	dBuV	dBuV/m	dBuV/m	dB	
1	2389.484	5.07	28.88	35.64	65.22	63.53	74.00	-10.47	peak
2	2390.000	5.08	28.88	35.64	64.14	62.46	74.00	-11.54	peak
3 q	2412.000	5.10	28.88	35.63	113.62	111.97	74.00	37.97	peak



Test Mode: 00; Polarity: Horizontal; Modulation:802.11g; Bandwidth:20MHz; Channel:Low

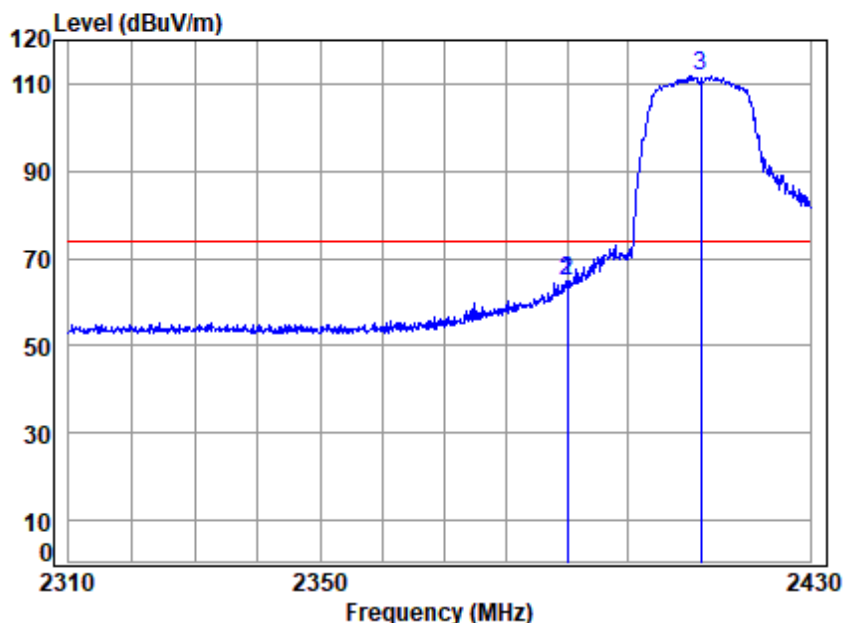


Site : chamber
Condition: 3m HORIZONTAL
Job No : 03000AT/03001AT
Mode : 2412 Band edge
Note : 2.4G WIFI 11G

	Freq	Cable Loss	Ant Factor	Preamp Factor	Read Level	Level	Limit Line	Over Limit	Remark
	MHz	dB	dB/m	dB	dBuV	dBuV/m	dBuV/m	dB	
1	2389.968	5.08	28.88	35.64	50.88	49.20	54.00	-4.80	Average
2	2390.000	5.08	28.88	35.64	50.88	49.20	54.00	-4.80	Average
3 q	2412.000	5.10	28.88	35.63	103.77	102.12	54.00	48.12	Average



Test Mode: 00; Polarity: Vertical; Modulation:802.11g; Bandwidth:20MHz; Channel:Low

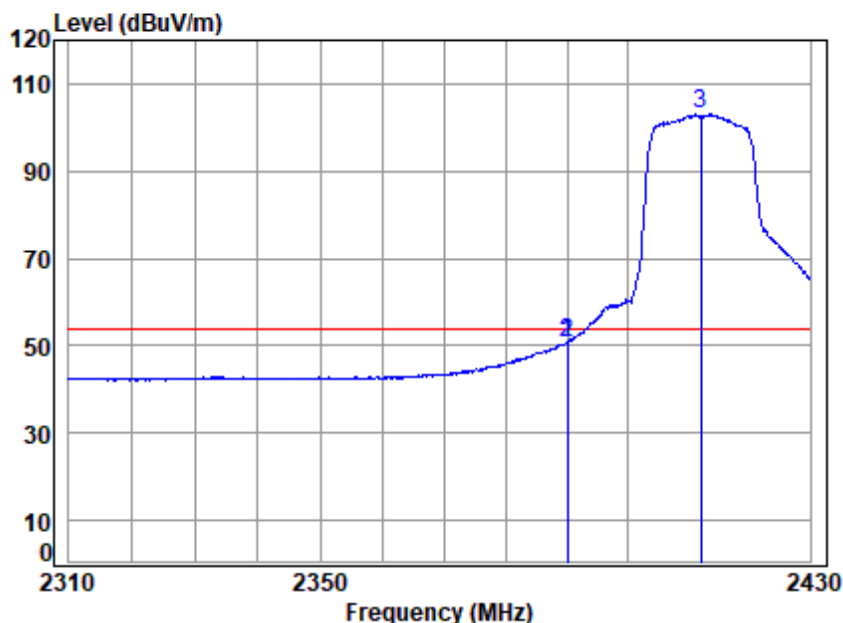


Site : chamber
Condition: 3m VERTICAL
Job No : 03000AT/03001AT
Mode : 2412 Band edge
Note : 2.4G WIFI 11G

		Cable	Ant	Preamp	Read		Limit	Over	
	Freq	Loss	Factor	Factor	Level	Level	Line	Limit	Remark
	MHz	dB	dB/m	dB	dBuV	dBuV/m	dBuV/m	dB	
1	2389.968	5.08	28.88	35.64	66.60	64.92	74.00	-9.08	Peak
2	2390.000	5.08	28.88	35.64	66.60	64.92	74.00	-9.08	Peak
3 q	2412.000	5.10	28.88	35.63	113.55	111.90	74.00	37.90	Peak



Test Mode: 00; Polarity: Vertical; Modulation:802.11g; Bandwidth:20MHz; Channel:Low

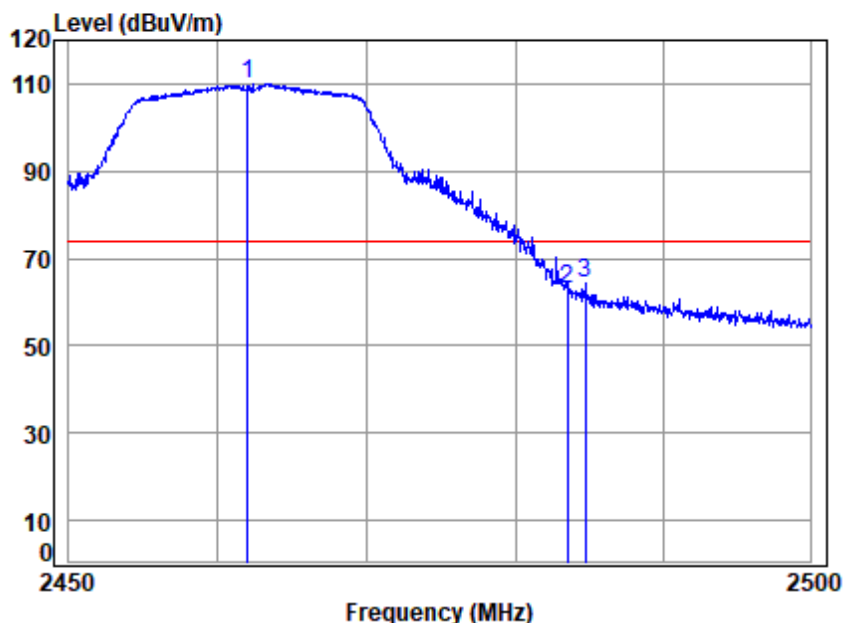


Site : chamber
Condition: 3m VERTICAL
Job No : 03000AT/03001AT
Mode : 2412 Band edge
Note : 2.4G WIFI 11G

	Freq	Cable Loss	Ant Factor	Preamp Factor	Read Level	Level	Limit Line	Over Limit	Remark
	MHz	dB	dB/m	dB	dBuV	dBuV/m	dBuV/m	dB	
1	2389.968	5.08	28.88	35.64	52.38	50.70	54.00	-3.30	Average
2	2390.000	5.08	28.88	35.64	52.38	50.70	54.00	-3.30	Average
3 q	2412.000	5.10	28.88	35.63	104.63	102.98	54.00	48.98	Average



Test Mode: 00; Polarity: Horizontal; Modulation:802.11g; Bandwidth:20MHz; Channel:High

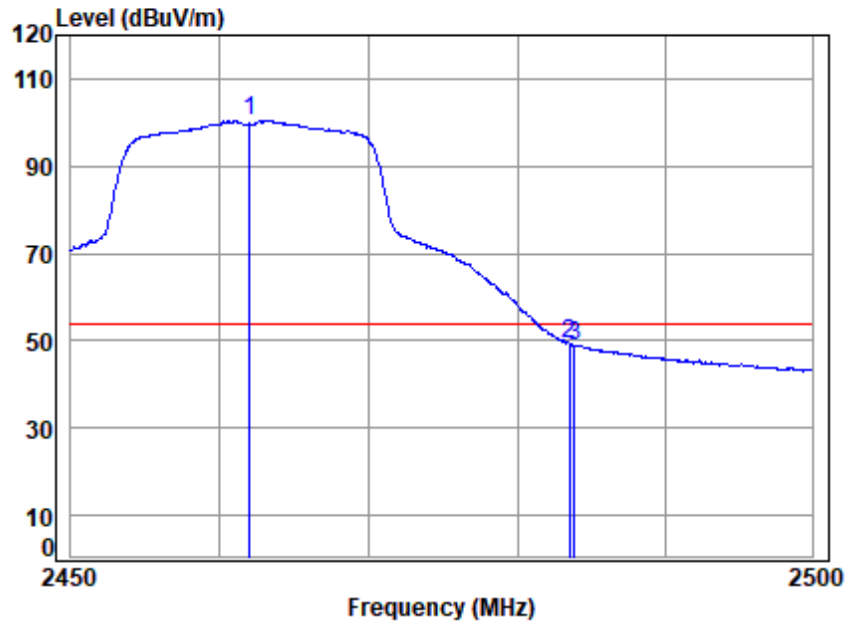


Site : chamber
Condition: 3m HORIZONTAL
Job No : 03000AT/03001AT
Mode : 2462 Band edge
Note : 2.4G WIFI 11G

		Cable	Ant	Preamp	Read	Limit	Over	
	Freq	Loss	Factor	Factor	Level	Level	Line	Limit Remark
	MHz	dB	dB/m	dB	dBuV	dBuV/m	dBuV/m	dB
1 q	2462.000	5.14	28.89	35.62	111.61	110.02	74.00	36.02 peak
2	2483.500	5.16	28.90	35.61	64.55	63.00	74.00	-11.00 peak
3	2484.743	5.16	28.90	35.61	65.75	64.20	74.00	-9.80 peak



Test Mode: 00; Polarity: Horizontal; Modulation:802.11g; Bandwidth:20MHz; Channel:High

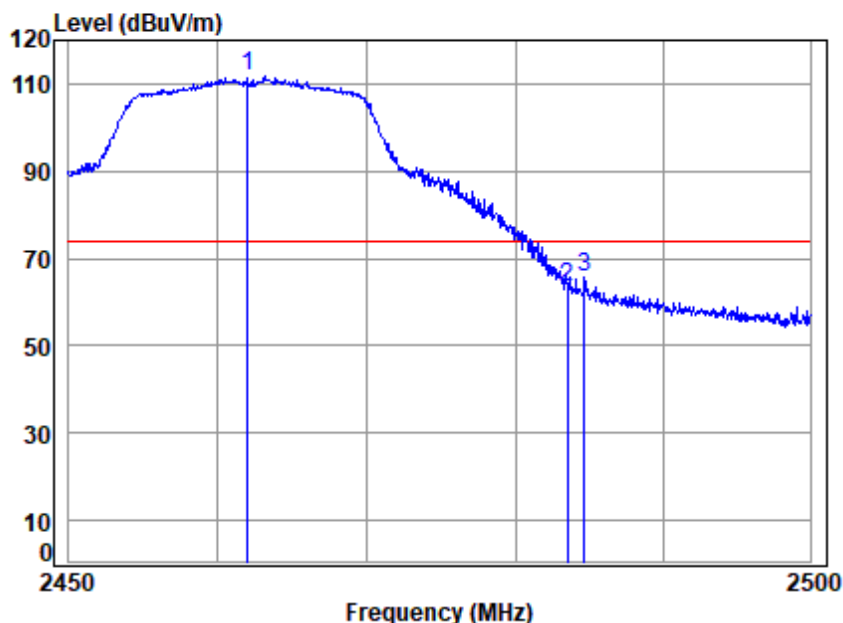


Site : chamber
Condition: 3m HORIZONTAL
Job No : 03000AT/03001AT
Mode : 2462 Band edge
Note : 2.4G WIFI 11G

		Cable	Ant	Preamp	Read	Limit	Over	
	Freq	Loss	Factor	Factor	Level	Level	Line	Limit Remark
	MHz	dB	dB/m	dB	dBuV	dBuV/m	dBuV/m	dB
1 q	2462.000	5.14	28.89	35.62	102.08	100.49	54.00	46.49 Average
2	2483.500	5.16	28.90	35.61	50.94	49.39	54.00	-4.61 Average
3	2483.840	5.16	28.90	35.61	50.59	49.04	54.00	-4.96 Average



Test Mode: 00; Polarity: Vertical; Modulation:802.11g; Bandwidth:20MHz; Channel:High

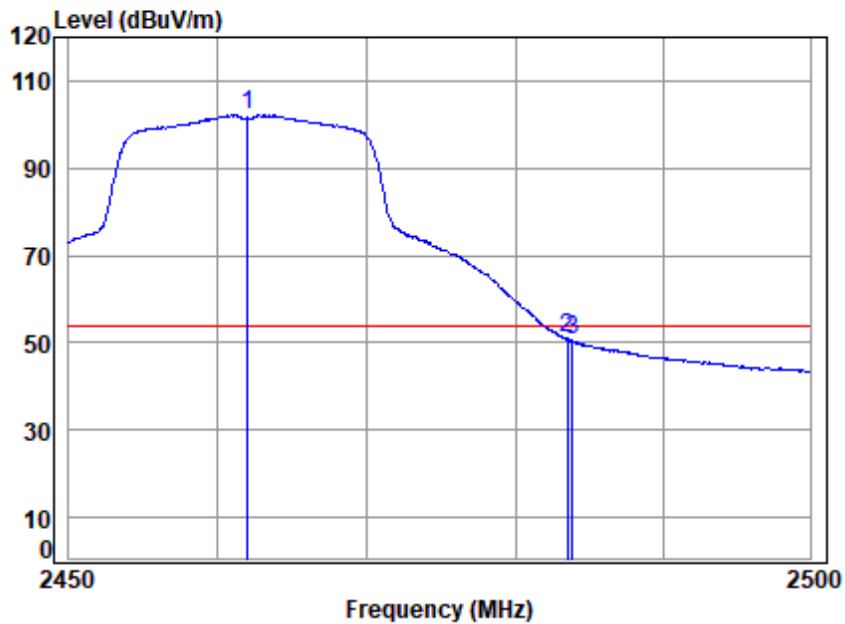


Site : chamber
Condition: 3m VERTICAL
Job No : 03000AT/03001AT
Mode : 2462 Band edge
Note : 2.4G WIFI 11G

		Cable	Ant	Preamp	Read	Limit	Over	
	Freq	Loss	Factor	Factor	Level	Level	Line	Limit Remark
	MHz	dB	dB/m	dB	dBuV	dBuV/m	dBuV/m	dB
1 q	2462.000	5.14	28.89	35.62	113.19	111.60	74.00	37.60 Peak
2	2483.500	5.16	28.90	35.61	64.89	63.34	74.00	-10.66 Peak
3	2484.693	5.16	28.90	35.61	67.05	65.50	74.00	-8.50 Peak



Test Mode: 00; Polarity: Vertical; Modulation:802.11g; Bandwidth:20MHz; Channel:High

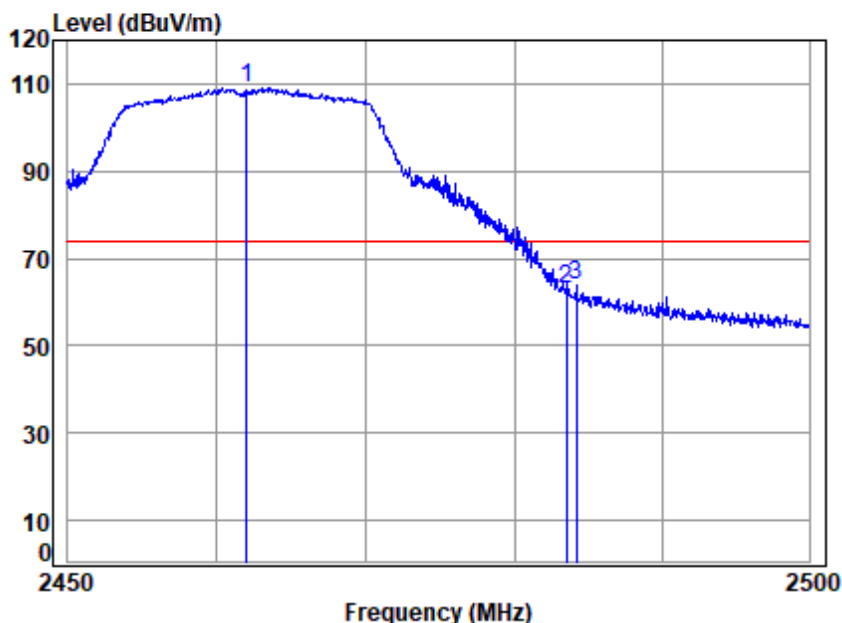


Site : chamber
Condition: 3m VERTICAL
Job No : 03000AT/03001AT
Mode : 2462 Band edge
Note : 2.4G WIFI 11G

		Cable	Ant	Preamp	Read	Limit	Over	
	Freq	Loss	Factor	Factor	Level	Level	Line	Limit Remark
	MHz	dB	dB/m	dB	dBuV	dBuV/m	dBuV/m	dB
1 q	2462.000	5.14	28.89	35.62	103.83	102.24	54.00	48.24 Average
2	2483.500	5.16	28.90	35.61	52.52	50.97	54.00	-3.03 Average
3	2483.840	5.16	28.90	35.61	52.08	50.53	54.00	-3.47 Average



Test Mode: 00; Polarity: Horizontal; Modulation:802.11n; Bandwidth:20MHz; Channel:Low

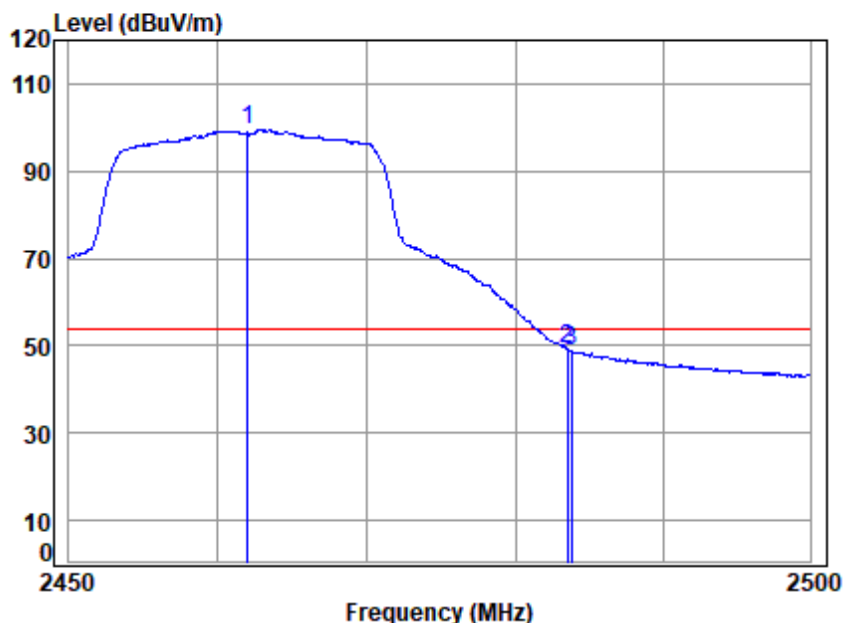


Site : chamber
Condition: 3m HORIZONTAL
Job No : 03000AT/03001AT
Mode : 2462 Band edge
Note : 2.4G WIFI 11N20

		Cable	Ant	Preamp	Read	Limit	Over	
	Freq	Loss	Factor	Factor	Level	Level	Line	Limit Remark
	MHz	dB	dB/m	dB	dBuV	dBuV/m	dBuV/m	dB
1 q	2462.000	5.14	28.89	35.62	110.65	109.06	74.00	35.06 peak
2	2483.500	5.16	28.90	35.61	64.36	62.81	74.00	-11.19 peak
3	2484.191	5.16	28.90	35.61	65.42	63.87	74.00	-10.13 peak



Test Mode: 00; Polarity: Horizontal; Modulation:802.11n; Bandwidth:20MHz; Channel:Low

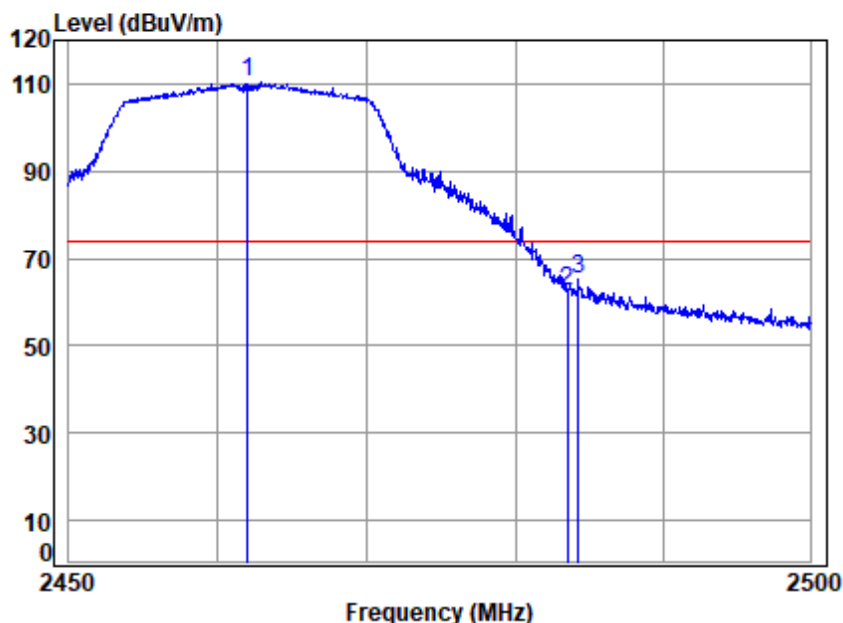


Site : chamber
Condition: 3m HORIZONTAL
Job No : 03000AT/03001AT
Mode : 2462 Band edge
Note : 2.4G WIFI 11N20

		Cable	Ant	Preamp	Read	Limit	Over	
	Freq	Loss	Factor	Factor	Level	Level	Line	Limit Remark
	MHz	dB	dB/m	dB	dBuV	dBuV/m	dBuV/m	dB
1 q	2462.000	5.14	28.89	35.62	101.02	99.43	54.00	45.43 Average
2	2483.500	5.16	28.90	35.61	50.72	49.17	54.00	-4.83 Average
3	2483.790	5.16	28.90	35.61	50.27	48.72	54.00	-5.28 Average



Test Mode: 00; Polarity: Vertical; Modulation:802.11n; Bandwidth:20MHz; Channel:Low

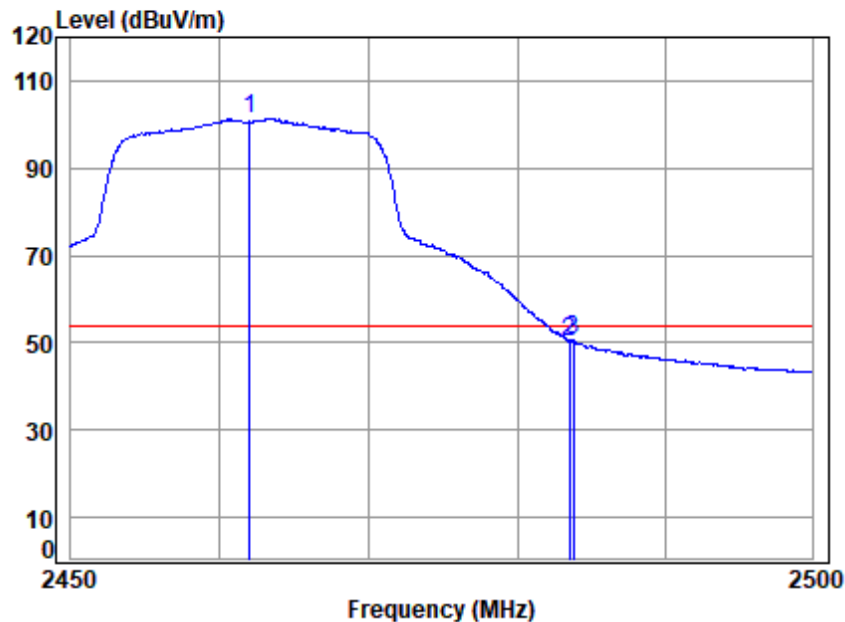


Site : chamber
Condition: 3m VERTICAL
Job No : 03000AT/03001AT
Mode : 2462 Band edge
Note : 2.4G WIFI 11N20

		Cable	Ant	Preamp	Read	Limit	Over	
	Freq	Loss	Factor	Factor	Level	Level	Line	Limit Remark
	MHz	dB	dB/m	dB	dBuV	dBuV/m	dBuV/m	dB
1 q	2462.000	5.14	28.89	35.62	111.88	110.29	74.00	36.29 Peak
2	2483.500	5.16	28.90	35.61	64.07	62.52	74.00	-11.48 Peak
3	2484.241	5.16	28.90	35.61	66.65	65.10	74.00	-8.90 Peak



Test Mode: 00; Polarity: Vertical; Modulation:802.11n; Bandwidth:20MHz; Channel:Low

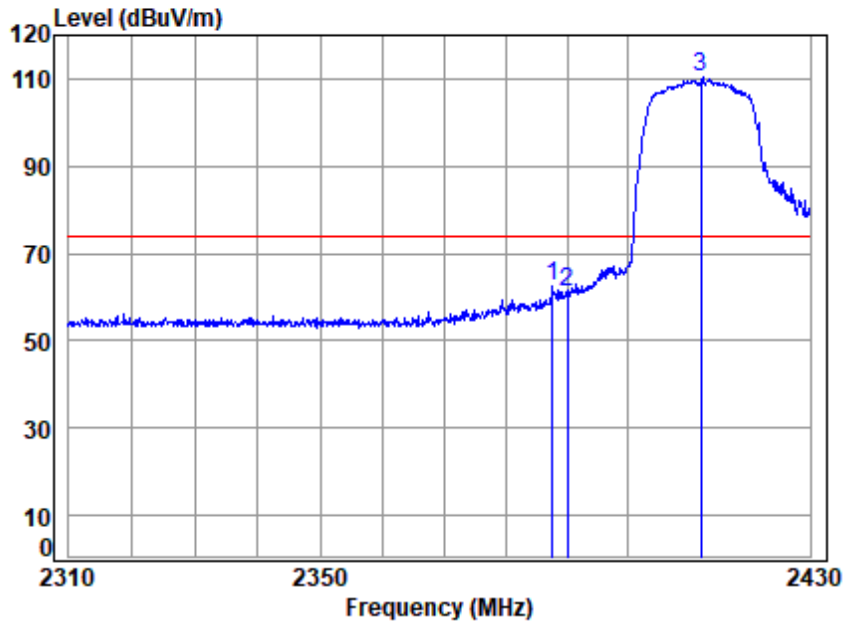


Site : chamber
Condition: 3m VERTICAL
Job No : 03000AT/03001AT
Mode : 2462 Band edge
Note : 2.4G WIFI 11N20

		Cable	Ant	Preamp	Read	Limit	Over	
	Freq	Loss	Factor	Factor	Level	Level	Line	Limit Remark
	MHz	dB	dB/m	dB	dBuV	dBuV/m	dBuV/m	dB
1 q	2462.000	5.14	28.89	35.62	103.00	101.41	54.00	47.41 Average
2	2483.500	5.16	28.90	35.61	51.95	50.40	54.00	-3.60 Average
3	2483.790	5.16	28.90	35.61	52.00	50.45	54.00	-3.55 Average



Test Mode: 00; Polarity: Horizontal; Modulation:802.11n; Bandwidth:20MHz; Channel:High



Site : chamber
Condition: 3m HORIZONTAL
Job No : 03000AT/03001AT
Mode : 2412 Band edge
Note : 2.4G WIFI 11N20

		Cable	Ant	Preamp	Read		Limit	Over	
	Freq	Loss	Factor	Factor	Level	Level	Line	Limit	Remark
	MHz	dB	dB/m	dB	dBuV	dBuV/m	dBuV/m	dB	
1	2387.670	5.07	28.88	35.64	64.33	62.64	74.00	-11.36	peak
2	2390.000	5.08	28.88	35.64	62.65	60.97	74.00	-13.03	peak
3 q	2412.000	5.10	28.88	35.63	112.12	110.47	74.00	36.47	peak



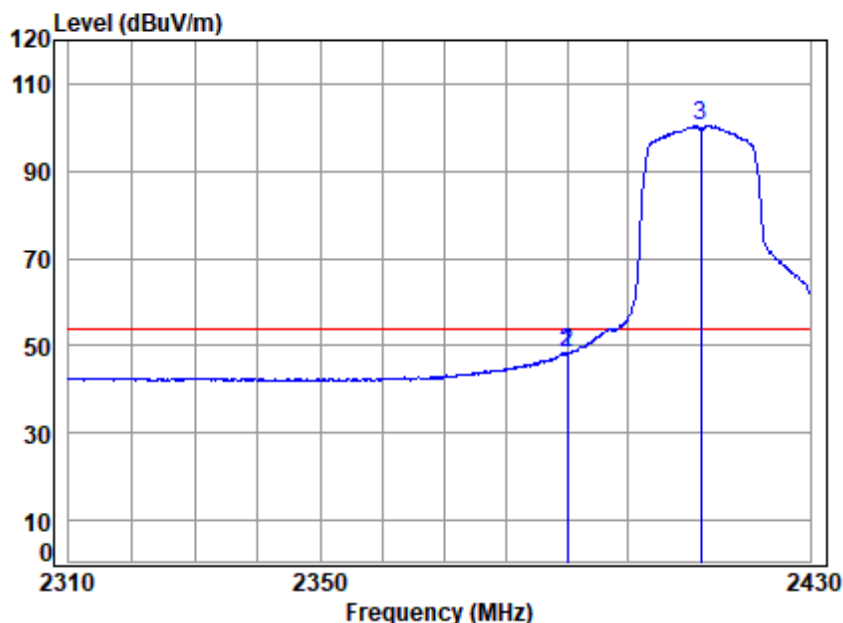
SGS-CSTC Standards Technical Services Co., Ltd. Shenzhen Branch

SZEMC-TRF-01 Rev. A/0 Aug01,2022

Report No.: SZCR230900300002

Page: 49 of 211

Test Mode: 00; Polarity: Horizontal; Modulation:802.11n; Bandwidth:20MHz; Channel:High



Site : chamber
Condition: 3m HORIZONTAL
Job No : 03000AT/03001AT
Mode : 2412 Band edge
Note : 2.4G WIFI 11N20

	Freq	Cable Loss	Ant Factor	Preamp Factor	Read Level	Level	Limit Line	Over Limit	Remark
	MHz	dB	dB/m	dB	dBuV	dBuV/m	dBuV/m	dB	
1	2389.968	5.08	28.88	35.64	50.10	48.42	54.00	-5.58	Average
2	2390.000	5.08	28.88	35.64	50.10	48.42	54.00	-5.58	Average
3 q	2412.000	5.10	28.88	35.63	102.11	100.46	54.00	46.46	Average

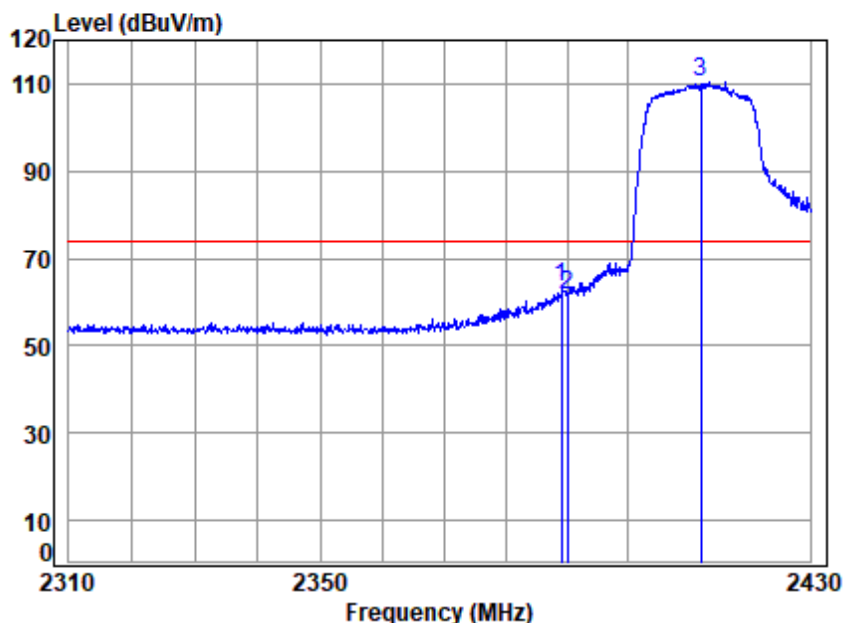


SGS-CSTC Standards Technical Services Co., Ltd.
Shenzhen Branch

Unless otherwise agreed in writing, this document is issued by the Company subject to its General Conditions of Service printed overleaf, available on request or accessible at <https://www.sgs.com/en/Terms-and-Conditions>. Attention is drawn to the limitation of liability, indemnification and jurisdiction issues defined therein. Any holder of this document is advised that information contained hereon reflects the Company's findings at the time of its intervention only and within the limits of Client's instructions, if any. The Company's sole responsibility is to its Client and this document does not exonerate parties to a transaction from exercising all their rights and obligations under the transaction documents. This document cannot be reproduced except in full, without prior written approval of the Company. Any unauthorized alteration, forgery or falsification of the content or appearance of this document is unlawful and offenders may be prosecuted to the fullest extent of the law. Unless otherwise stated the results shown in this test report refer only to the sample(s) tested and such sample(s) are retained for 30 days only.

Attention: To check the authenticity of testing /inspection report & certificate, please contact us at telephone: (86-755) 8307 1443, or email: CN.Doccheck@sgs.com
No.1 Workshop, M-10, Middle Section, Science & Technology Park, Nanshan District, Shenzhen, Guangdong, China 518057 t (86-755) 26012053 f (86-755) 26710594 www.sgs.com.cn
中国·广东·深圳市南山区科技园中区M-10栋1号厂房 邮编: 518057 t (86-755) 26012053 f (86-755) 26710594 sgs.china@sgs.com

Test Mode: 00; Polarity: Vertical; Modulation:802.11n; Bandwidth:20MHz; Channel:High

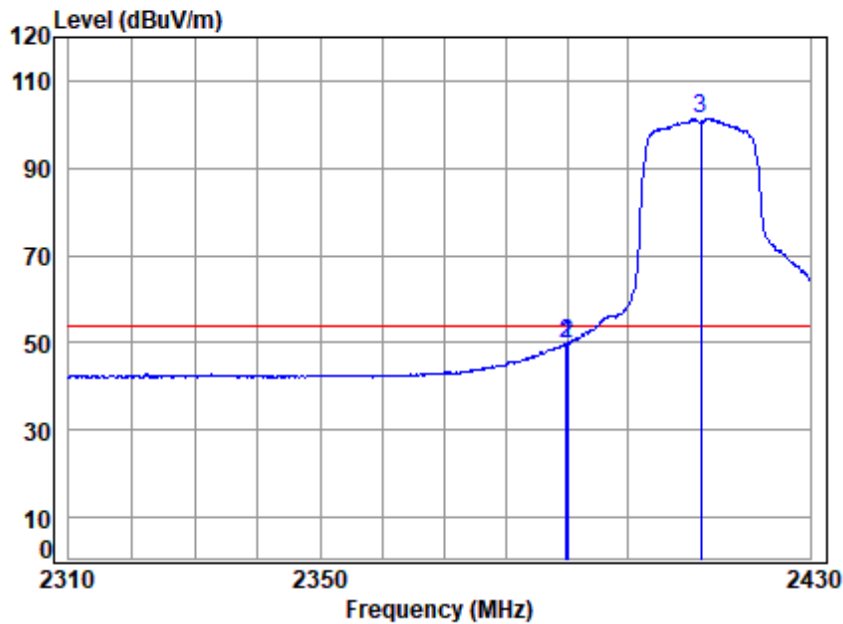


Site : chamber
Condition: 3m VERTICAL
Job No : 03000AT/03001AT
Mode : 2412 Band edge
Note : 2.4G WIFI 11N20

		Cable	Ant	Preamp	Read		Limit	Over	
	Freq	Loss	Factor	Factor	Level	Level	Line	Limit	Remark
	MHz	dB	dB/m	dB	dBuV	dBuV/m	dBuV/m	dB	
1	2389.121	5.07	28.88	35.64	65.03	63.34	74.00	-10.66	Peak
2	2390.000	5.08	28.88	35.64	63.13	61.45	74.00	-12.55	Peak
3 q	2412.000	5.10	28.88	35.63	111.91	110.26	74.00	36.26	Peak



Test Mode: 00; Polarity: Vertical; Modulation:802.11n; Bandwidth:20MHz; Channel:High

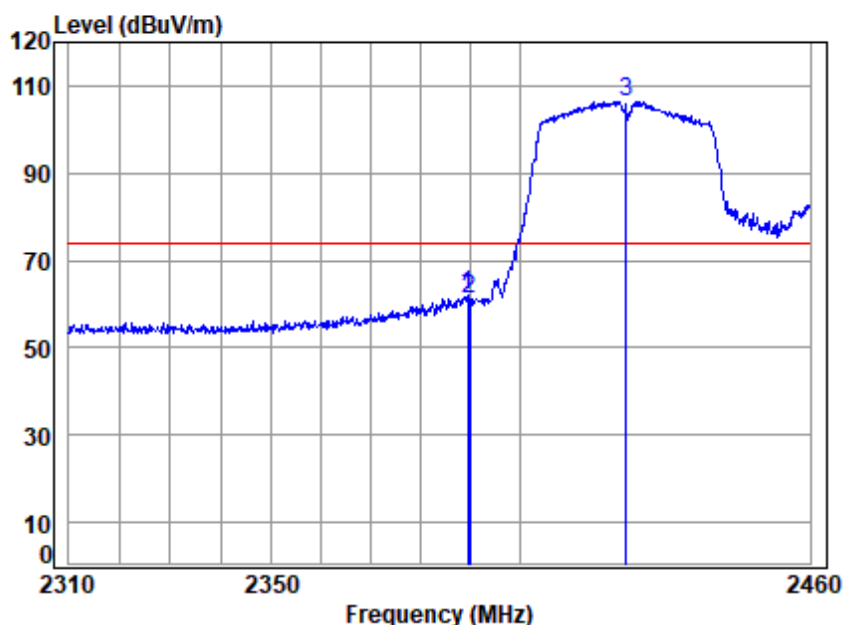


Site : chamber
Condition: 3m VERTICAL
Job No : 03000AT/03001AT
Mode : 2412 Band edge
Note : 2.4G WIFI 11N20

	Freq	Cable Loss	Ant Factor	Preamp Factor	Read Level	Level	Limit Line	Over Limit	Remark
	MHz	dB	dB/m	dB	dBuV	dBuV/m	dBuV/m	dB	
1	2389.847	5.08	28.88	35.64	51.57	49.89	54.00	-4.11	Average
2	2390.000	5.08	28.88	35.64	51.51	49.83	54.00	-4.17	Average
3 q	2412.000	5.10	28.88	35.63	103.09	101.44	54.00	47.44	Average



Test Mode: 00; Polarity: Horizontal; Modulation:802.11n; Bandwidth:40MHz; Channel:Low

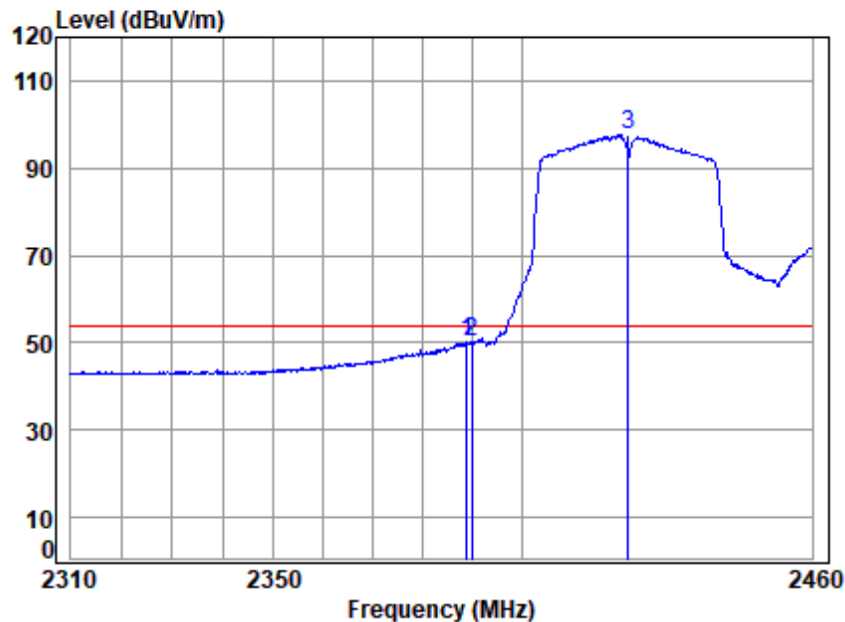


Site : chamber
Condition: 3m HORIZONTAL
Job No : 03000AT/03001AT
Mode : 2422 Band edge
Note : 2.4G WIFI 11N40

	Freq	Cable Loss	Ant Factor	Preamp Factor	Read Level	Level	Limit Line	Over Limit	Remark
	MHz	dB	dB/m	dB	dBuV	dBuV/m	dBuV/m	dB	
1	2389.526	5.07	28.88	35.64	63.70	62.01	74.00	-11.99	peak
2	2390.000	5.08	28.88	35.64	62.63	60.95	74.00	-13.05	peak
3 q	2422.000	5.10	28.89	35.63	107.98	106.34	74.00	32.34	peak



Test Mode: 00; Polarity: Horizontal; Modulation:802.11n; Bandwidth:40MHz; Channel:Low

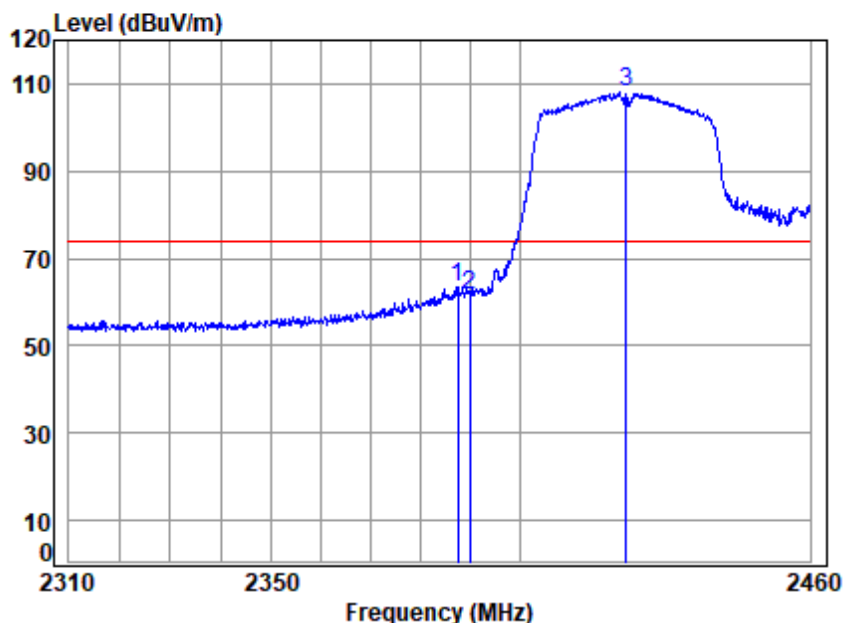


Site : chamber
Condition: 3m HORIZONTAL
Job No : 03000AT/03001AT
Mode : 2422 Band edge
Note : 2.4G WIFI 11N40

		Cable	Ant	Preamp	Read	Limit	Over	
	Freq	Loss	Factor	Factor	Level	Level	Line	Limit Remark
	MHz	dB	dB/m	dB	dBuV	dBuV/m	dBuV/m	dB
1	2388.925	5.07	28.88	35.64	51.83	50.14	54.00	-3.86 Average
2	2390.000	5.08	28.88	35.64	51.65	49.97	54.00	-4.03 Average
3 q	2422.000	5.10	28.89	35.63	99.08	97.44	54.00	43.44 Average



Test Mode: 00; Polarity: Vertical; Modulation:802.11n; Bandwidth:40MHz; Channel:Low

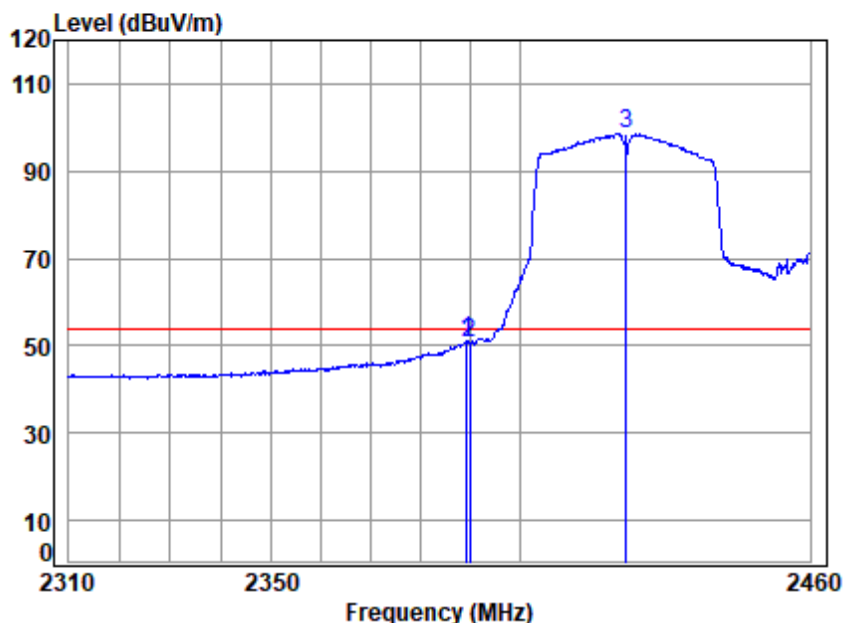


Site : chamber
Condition: 3m VERTICAL
Job No : 03000AT/03001AT
Mode : 2422 Band edge
Note : 2.4G WIFI 11N40

		Cable	Ant	Preamp	Read		Limit	Over	
	Freq	Loss	Factor	Factor	Level	Level	Line	Limit	Remark
	MHz	dB	dB/m	dB	dBuV	dBuV/m	dBuV/m	dB	
1	2387.573	5.07	28.88	35.64	65.11	63.42	74.00	-10.58	Peak
2	2390.000	5.08	28.88	35.64	63.38	61.70	74.00	-12.30	Peak
3 q	2422.000	5.10	28.89	35.63	109.69	108.05	74.00	34.05	Peak



Test Mode: 00; Polarity: Vertical; Modulation:802.11n; Bandwidth:40MHz; Channel:Low

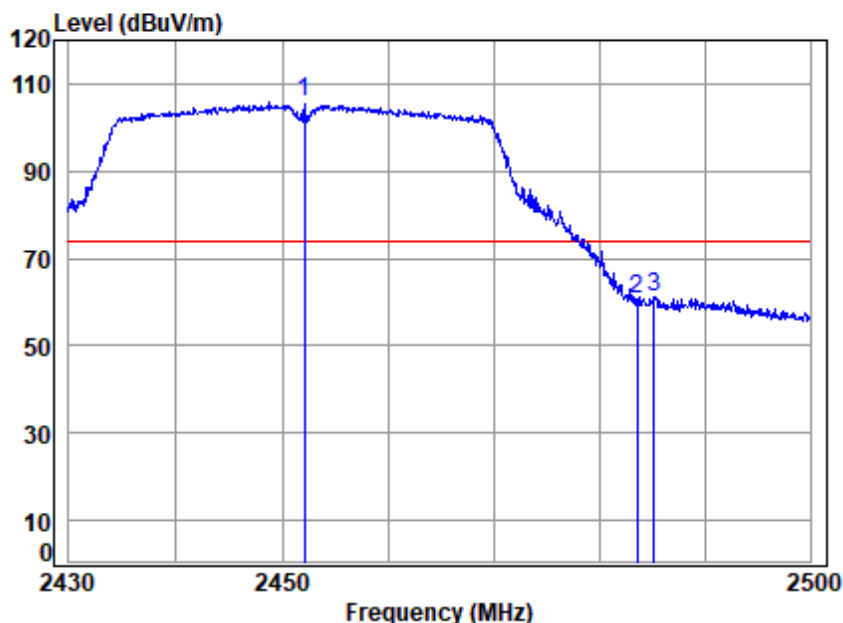


Site : chamber
Condition: 3m VERTICAL
Job No : 03000AT/03001AT
Mode : 2422 Band edge
Note : 2.4G WIFI 11N40

		Cable	Ant	Preamp	Read	Limit	Over	
	Freq	Loss	Factor	Factor	Level	Level	Line	Limit Remark
	MHz	dB	dB/m	dB	dBuV	dBuV/m	dBuV/m	dB
1	2389.376	5.07	28.88	35.64	52.65	50.96	54.00	-3.04 Average
2	2390.000	5.08	28.88	35.64	52.34	50.66	54.00	-3.34 Average
3 q	2422.000	5.10	28.89	35.63	100.24	98.60	54.00	44.60 Average



Test Mode: 00; Polarity: Horizontal; Modulation:802.11n; Bandwidth:40MHz; Channel:High

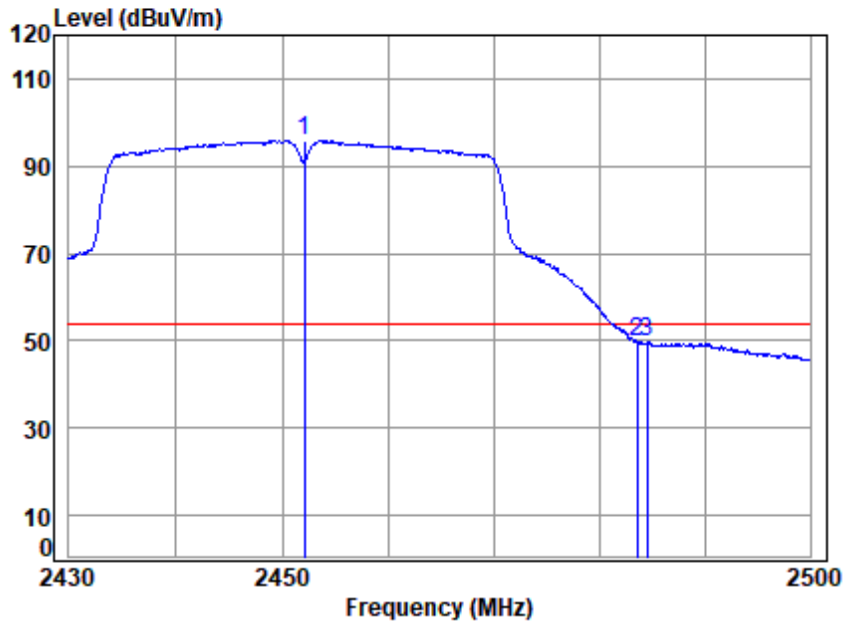


Site : chamber
Condition: 3m HORIZONTAL
Job No : 03000AT/03001AT
Mode : 2452 Band edge
Note : 2.4G WIFI 11N40

		Cable	Ant	Preamp	Read	Limit	Over	
	Freq	Loss	Factor	Factor	Level	Level	Line	Limit Remark
	MHz	dB	dB/m	dB	dBuV	dBuV/m	dBuV/m	dB
1 q	2452.000	5.13	28.89	35.62	107.30	105.70	74.00	31.70 peak
2	2483.500	5.16	28.90	35.61	62.36	60.81	74.00	-13.19 peak
3	2485.135	5.16	28.90	35.61	62.76	61.21	74.00	-12.79 peak



Test Mode: 00; Polarity: Horizontal; Modulation:802.11n; Bandwidth:40MHz; Channel:High

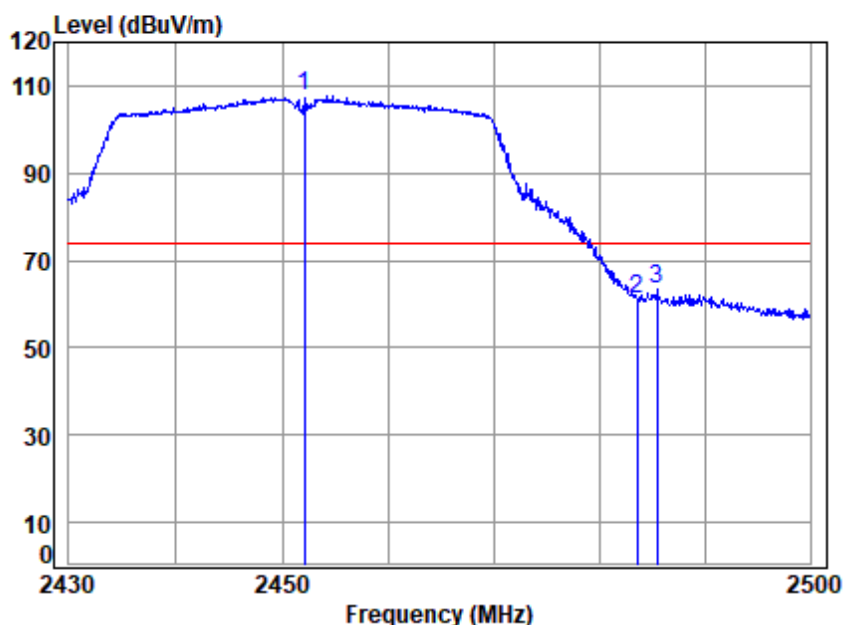


Site : chamber
Condition: 3m HORIZONTAL
Job No : 03000AT/03001AT
Mode : 2452 Band edge
Note : 2.4G WIFI 11N40

		Cable	Ant	Preamp	Read	Limit	Over	
	Freq	Loss	Factor	Factor	Level	Level	Line	Limit Remark
	MHz	dB	dB/m	dB	dBuV	dBuV/m	dBuV/m	dB
1 q	2452.000	5.13	28.89	35.62	97.49	95.89	54.00	41.89 Average
2	2483.500	5.16	28.90	35.61	51.33	49.78	54.00	-4.22 Average
3	2484.429	5.16	28.90	35.61	51.17	49.62	54.00	-4.38 Average



Test Mode: 00; Polarity: Vertical; Modulation:802.11n; Bandwidth:40MHz; Channel:High

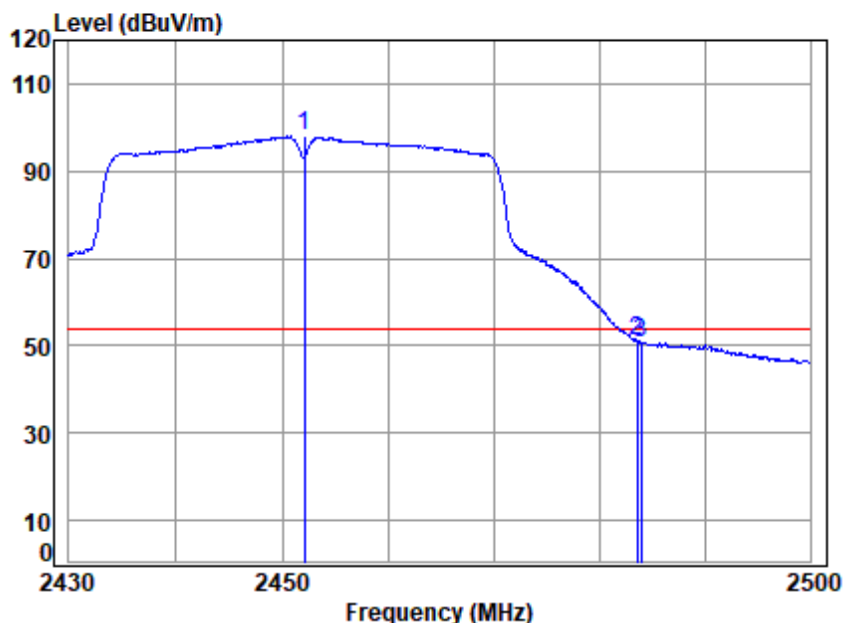


Site : chamber
Condition: 3m VERTICAL
Job No : 03000AT/03001AT
Mode : 2452 Band edge
Note : 2.4G WIFI 11N40

		Cable	Ant	Preamp	Read		Limit	Over	
	Freq	Loss	Factor	Factor	Level	Level	Line	Limit	Remark
	MHz	dB	dB/m	dB	dBuV	dBuV/m	dBuV/m	dB	
1 q	2452.000	5.13	28.89	35.62	109.31	107.71	74.00	33.71	Peak
2	2483.500	5.16	28.90	35.61	62.91	61.36	74.00	-12.64	Peak
3	2485.346	5.16	28.90	35.61	64.78	63.23	74.00	-10.77	Peak



Test Mode: 00; Polarity: Vertical; Modulation:802.11n; Bandwidth:40MHz; Channel:High

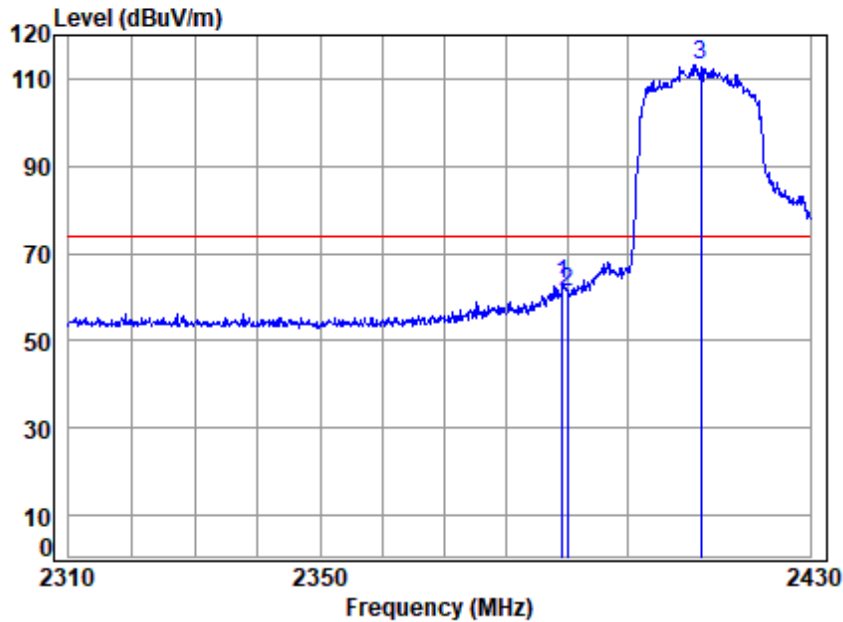


Site : chamber
Condition: 3m VERTICAL
Job No : 03000AT/03001AT
Mode : 2452 Band edge
Note : 2.4G WIFI 11N40

		Cable	Ant	Preamp	Read	Limit	Over	
	Freq	Loss	Factor	Factor	Level	Level	Line	Limit Remark
	MHz	dB	dB/m	dB	dBuV	dBuV/m	dBuV/m	dB
1 q	2452.000	5.13	28.89	35.62	99.58	97.98	54.00	43.98 Average
2	2483.500	5.16	28.90	35.61	52.47	50.92	54.00	-3.08 Average
3	2483.865	5.16	28.90	35.61	52.32	50.77	54.00	-3.23 Average



Test Mode: 00; Polarity: Horizontal; Modulation:802.11ax(Full RU0); Bandwidth:20MHz; Channel:Low

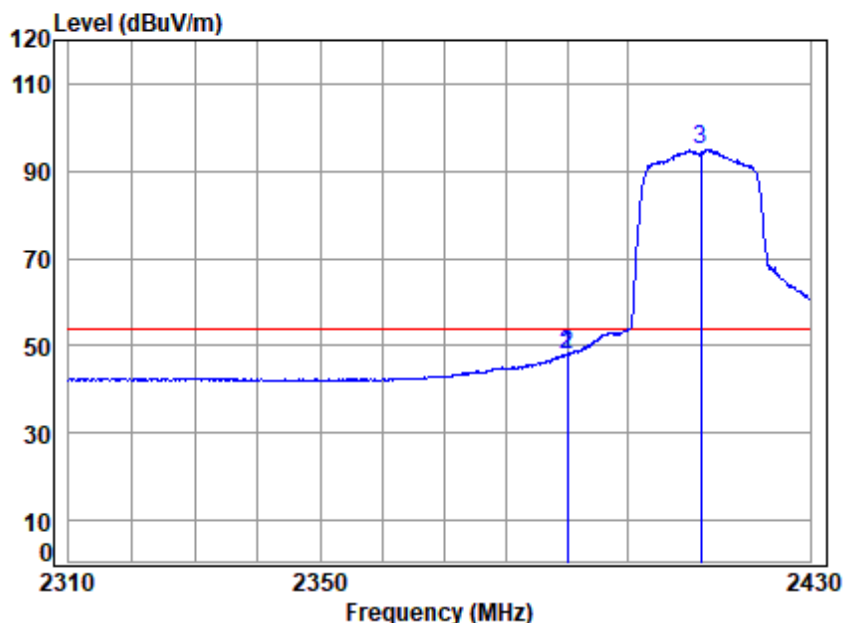


Site : chamber
Condition: 3m HORIZONTAL
Job No : 03000AT/03001AT
Mode : 2412 Band edge
Note : 2.4G WIFI 11AX20

		Cable	Ant	Preamp	Read		Limit	Over	
	Freq	Loss	Factor	Factor	Level	Level	Line	Limit	Remark
	MHz	dB	dB/m	dB	dBuV	dBuV/m	dBuV/m	dB	
1	2389.242	5.07	28.88	35.64	64.44	62.75	74.00	-11.25	peak
2	2390.000	5.08	28.88	35.64	62.61	60.93	74.00	-13.07	peak
3 q	2412.000	5.10	28.88	35.63	115.01	113.36	74.00	39.36	peak



Test Mode: 00; Polarity: Horizontal; Modulation:802.11ax(Full RU0); Bandwidth:20MHz; Channel:Low

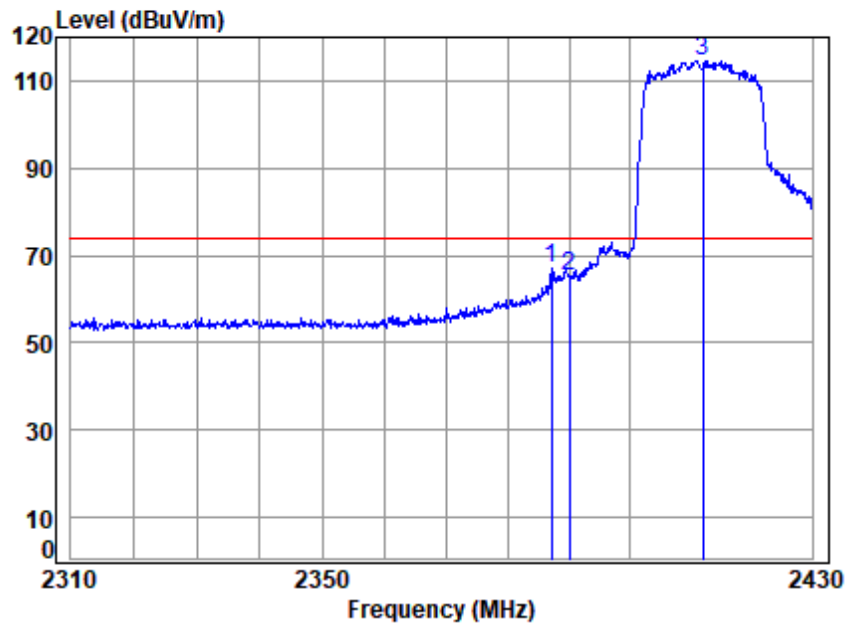


Site : chamber
Condition: 3m HORIZONTAL
Job No : 03000AT/03001AT
Mode : 2412 Band edge
Note : 2.4G WIFI 11AX20

		Cable	Ant	Preamp	Read	Limit	Over	
	Freq	Loss	Factor	Factor	Level	Line	Limit	Remark
	MHz	dB	dB/m	dB	dBuV	dBuV/m	dBuV/m	dB
1	2389.968	5.08	28.88	35.64	49.73	48.05	54.00	-5.95 Average
2	2390.000	5.08	28.88	35.64	49.73	48.05	54.00	-5.95 Average
3 q	2412.000	5.10	28.88	35.63	96.53	94.88	54.00	40.88 Average



Test Mode: 00; Polarity: Vertical; Modulation:802.11ax(Full RU0); Bandwidth:20MHz; Channel:Low

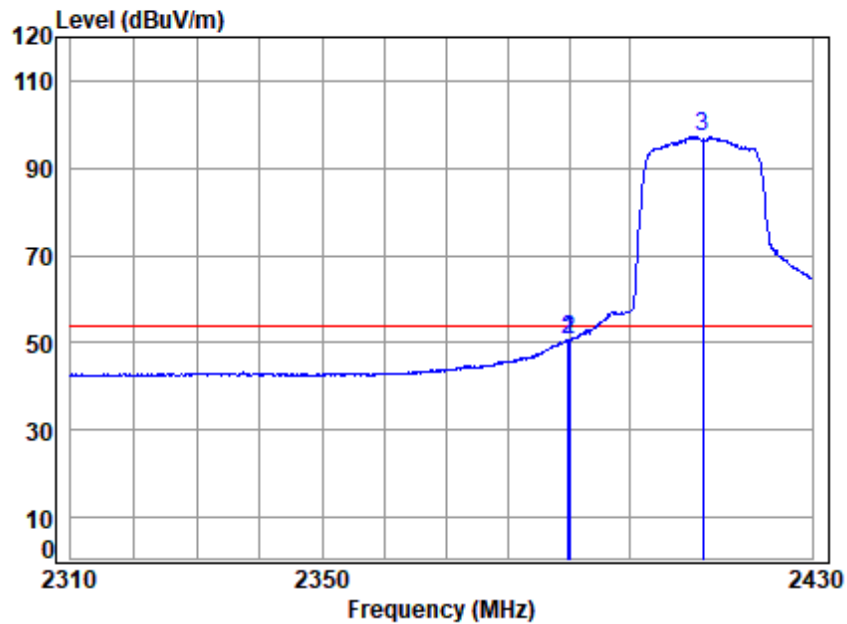


Site : chamber
Condition: 3m VERTICAL
Job No : 03000AT/03001AT
Mode : 2412 Band edge
Note : 2.4G WIFI 11AX20

		Cable	Ant	Preamp	Read		Limit	Over	
	Freq	Loss	Factor	Factor	Level	Level	Line	Limit	Remark
	MHz	dB	dB/m	dB	dBuV	dBuV/m	dBuV/m	dB	
1	2387.186	5.07	28.88	35.64	68.55	66.86	74.00	-7.14	Peak
2	2390.000	5.08	28.88	35.64	66.93	65.25	74.00	-8.75	Peak
3 q	2412.000	5.10	28.88	35.63	116.37	114.72	74.00	40.72	Peak



Test Mode: 00; Polarity: Vertical; Modulation:802.11ax(Full RU0); Bandwidth:20MHz; Channel:Low

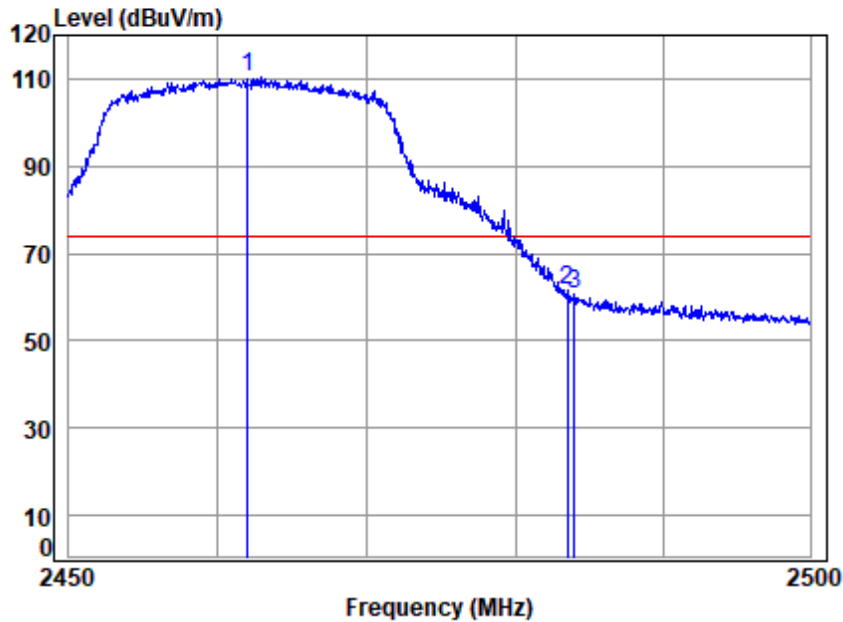


Site : chamber
Condition: 3m VERTICAL
Job No : 03000AT/03001AT
Mode : 2412 Band edge
Note : 2.4G WIFI 11AX20

		Cable	Ant	Preamp	Read	Limit	Over	
	Freq	Loss	Factor	Factor	Level	Line	Limit	Remark
	MHz	dB	dB/m	dB	dBuV	dBuV/m	dBuV/m	dB
1	2389.847	5.08	28.88	35.64	52.18	50.50	54.00	-3.50 Average
2	2390.000	5.08	28.88	35.64	52.15	50.47	54.00	-3.53 Average
3 q	2412.000	5.10	28.88	35.63	98.92	97.27	54.00	43.27 Average



Test Mode: 00; Polarity: Horizontal; Modulation:802.11ax(Full RU0); Bandwidth:20MHz; Channel:High

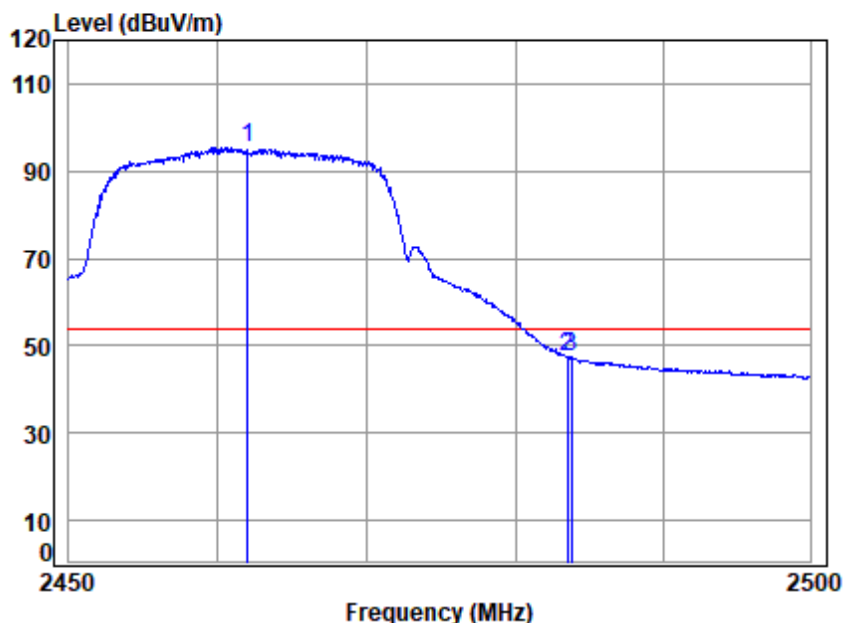


Site : chamber
Condition: 3m HORIZONTAL
Job No : 03000AT/03001AT
Mode : 2462 Band edge
Note : 2.4G WIFI 11AX20

		Cable	Ant	Preamp	Read	Limit	Over	
	Freq	Loss	Factor	Factor	Level	Level	Line	Limit Remark
	MHz	dB	dB/m	dB	dBuV	dBuV/m	dBuV/m	dB
1 q	2462.000	5.14	28.89	35.62	111.88	110.29	74.00	36.29 peak
2	2483.500	5.16	28.90	35.61	63.17	61.62	74.00	-12.38 peak
3	2483.990	5.16	28.90	35.61	62.25	60.70	74.00	-13.30 peak



Test Mode: 00; Polarity: Horizontal; Modulation:802.11ax(Full RU0); Bandwidth:20MHz; Channel:High

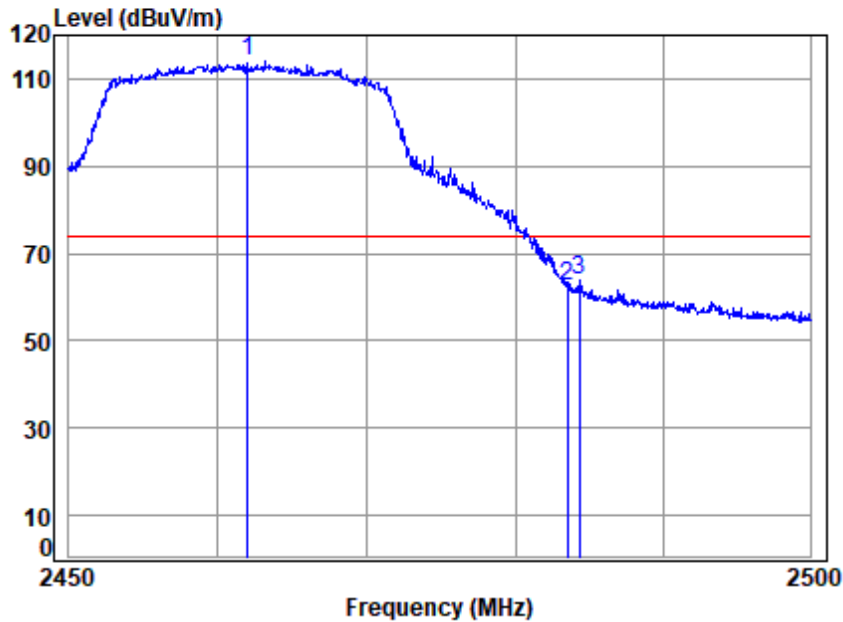


Site : chamber
Condition: 3m HORIZONTAL
Job No : 03000AT/03001AT
Mode : 2462 Band edge
Note : 2.4G WIFI 11AX20

		Cable	Ant	Preamp	Read	Limit	Over	
	Freq	Loss	Factor	Factor	Level	Level	Line	Limit Remark
	MHz	dB	dB/m	dB	dBuV	dBuV/m	dBuV/m	dB
1 q	2462.000	5.14	28.89	35.62	97.11	95.52	54.00	41.52 Average
2	2483.500	5.16	28.90	35.61	49.01	47.46	54.00	-6.54 Average
3	2483.790	5.16	28.90	35.61	48.86	47.31	54.00	-6.69 Average



Test Mode: 00; Polarity: Vertical; Modulation:802.11ax(Full RU0); Bandwidth:20MHz; Channel:High

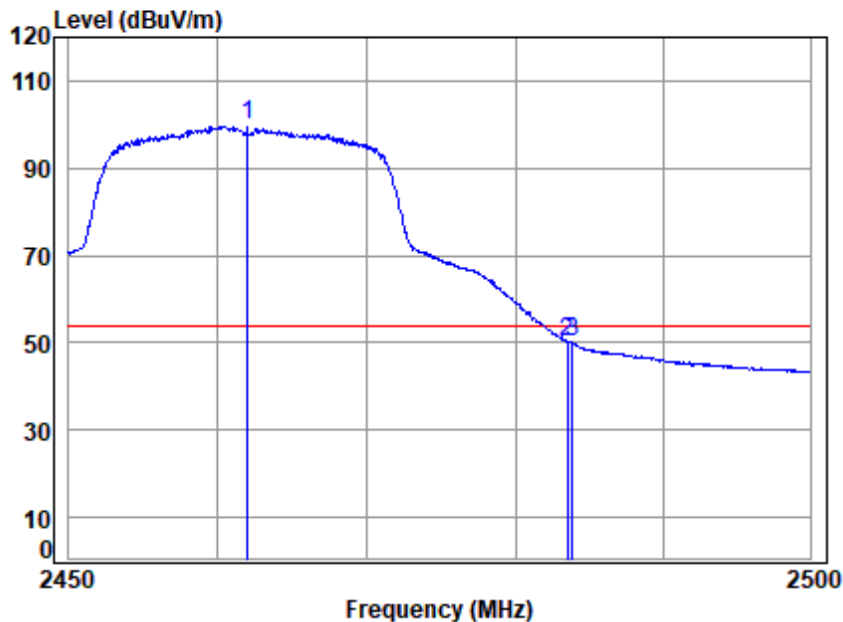


Site : chamber
Condition: 3m VERTICAL
Job No : 03000AT/03001AT
Mode : 2462 Band edge
Note : 2.4G WIFI 11AX20

		Cable	Ant	Preamp	Read	Limit	Over	
	Freq	Loss	Factor	Factor	Level	Level	Line	Limit Remark
	MHz	dB	dB/m	dB	dBuV	dBuV/m	dBuV/m	dB
1 q	2462.000	5.14	28.89	35.62	115.56	113.97	74.00	39.97 Peak
2	2483.500	5.16	28.90	35.61	64.10	62.55	74.00	-11.45 Peak
3	2484.342	5.16	28.90	35.61	65.23	63.68	74.00	-10.32 Peak



Test Mode: 00; Polarity: Vertical; Modulation:802.11ax(Full RU0); Bandwidth:20MHz; Channel:High

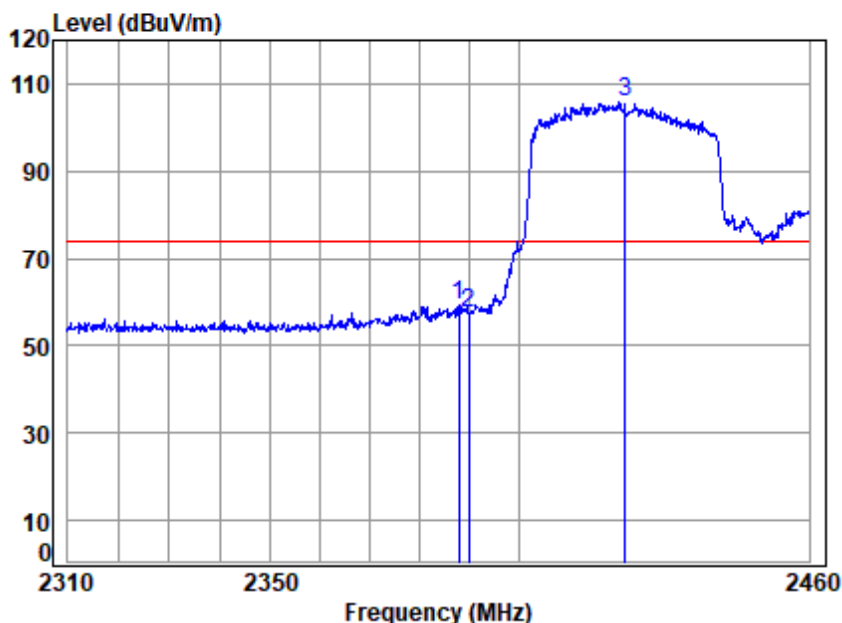


Site : chamber
Condition: 3m VERTICAL
Job No : 03000AT/03001AT
Mode : 2462 Band edge
Note : 2.4G WIFI 11AX20

		Cable	Ant	Preamp	Read	Limit	Over	
	Freq	Loss	Factor	Factor	Level	Level	Line	Limit Remark
	MHz	dB	dB/m	dB	dBuV	dBuV/m	dBuV/m	dB
1 q	2462.000	5.14	28.89	35.62	101.46	99.87	54.00	45.87 Average
2	2483.500	5.16	28.90	35.61	51.74	50.19	54.00	-3.81 Average
3	2483.840	5.16	28.90	35.61	51.74	50.19	54.00	-3.81 Average



Test Mode: 00; Polarity: Horizontal; Modulation:802.11ax(Full RU0); Bandwidth:40MHz; Channel:Low

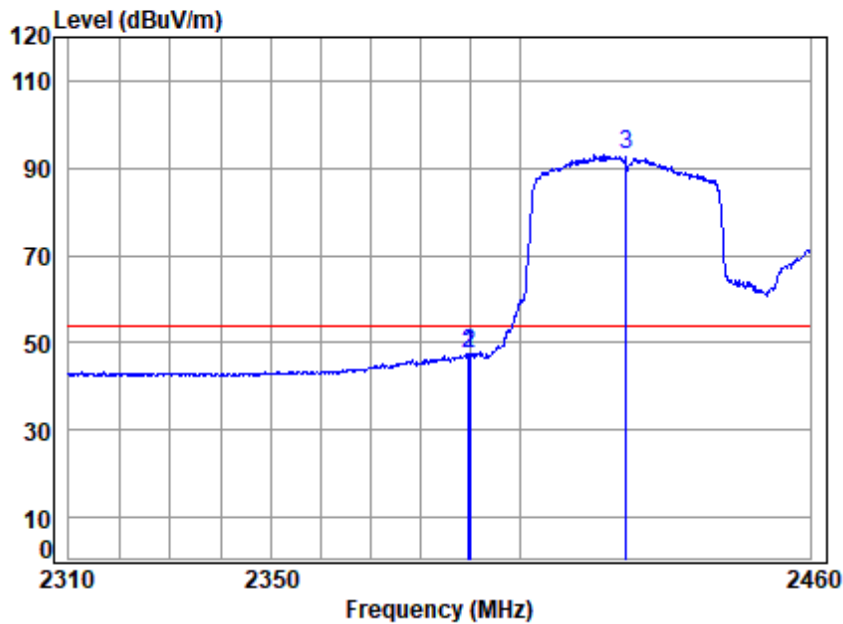


Site : chamber
Condition: 3m HORIZONTAL
Job No : 03000AT/03001AT
Mode : 2422 Band edge
Note : 2.4G WIFI 11AX40

		Cable	Ant	Preamp	Read		Limit	Over	
	Freq	Loss	Factor	Factor	Level	Level	Line	Limit	Remark
	MHz	dB	dB/m	dB	dBuV	dBuV/m	dBuV/m	dB	
1	2388.023	5.07	28.88	35.64	61.20	59.51	74.00	-14.49	peak
2	2390.000	5.08	28.88	35.64	59.16	57.48	74.00	-16.52	peak
3 q	2422.000	5.10	28.89	35.63	107.28	105.64	74.00	31.64	peak



Test Mode: 00; Polarity: Horizontal; Modulation:802.11ax(Full RU0); Bandwidth:40MHz; Channel:Low

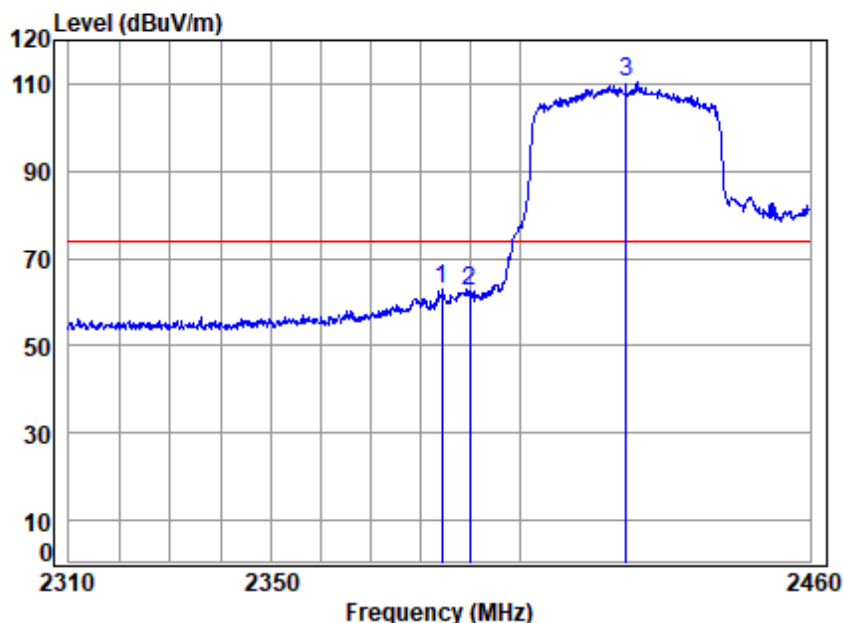


Site : chamber
Condition: 3m HORIZONTAL
Job No : 03000AT/03001AT
Mode : 2422 Band edge
Note : 2.4G WIFI 11AX40

		Cable	Ant	Preamp	Read	Limit	Over	
	Freq	Loss	Factor	Factor	Level	Level	Line	Limit Remark
	MHz	dB	dB/m	dB	dBuV	dBuV/m	dBuV/m	dB
1	2389.827	5.08	28.88	35.64	49.10	47.42	54.00	-6.58 Average
2	2390.000	5.08	28.88	35.64	48.98	47.30	54.00	-6.70 Average
3 q	2422.000	5.10	28.89	35.63	94.78	93.14	54.00	39.14 Average



Test Mode: 00; Polarity: Vertical; Modulation:802.11ax(Full RU0); Bandwidth:40MHz; Channel:Low

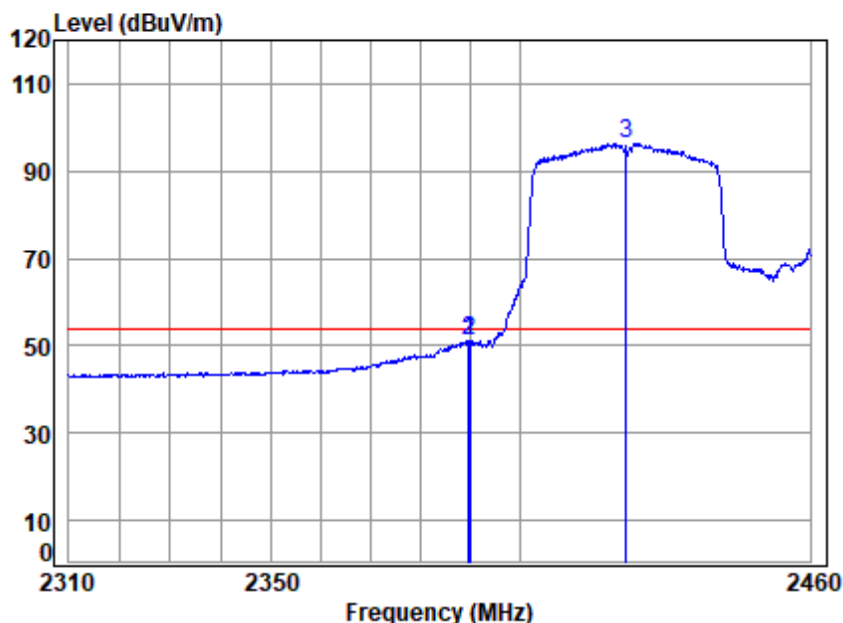


Site : chamber
Condition: 3m VERTICAL
Job No : 03000AT/03001AT
Mode : 2422 Band edge
Note : 2.4G WIFI 11AX40

		Cable	Ant	Preamp	Read		Limit	Over	
	Freq	Loss	Factor	Factor	Level	Level	Line	Limit	Remark
	MHz	dB	dB/m	dB	dBuV	dBuV/m	dBuV/m	dB	
1	2384.420	5.07	28.88	35.64	64.64	62.95	74.00	-11.05	Peak
2	2390.000	5.08	28.88	35.64	64.26	62.58	74.00	-11.42	Peak
3 q	2422.000	5.10	28.89	35.63	111.94	110.30	74.00	36.30	Peak



Test Mode: 00; Polarity: Vertical; Modulation:802.11ax(Full RU0); Bandwidth:40MHz; Channel:Low

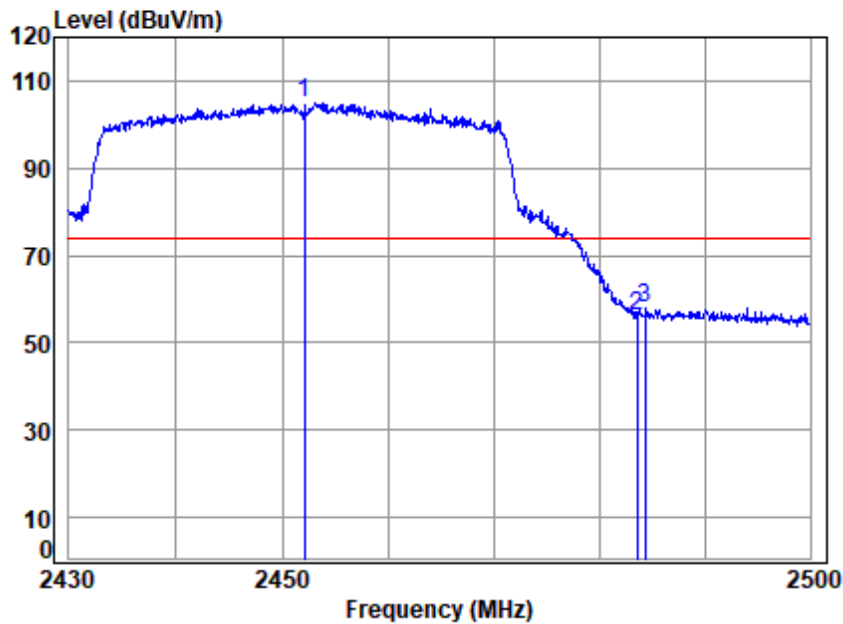


Site : chamber
Condition: 3m VERTICAL
Job No : 03000AT/03001AT
Mode : 2422 Band edge
Note : 2.4G WIFI 11AX40

		Cable	Ant	Preamp	Read	Limit	Over	
	Freq	Loss	Factor	Factor	Level	Level	Line	Limit Remark
	MHz	dB	dB/m	dB	dBuV	dBuV/m	dBuV/m	dB
1	2389.677	5.08	28.88	35.64	52.61	50.93	54.00	-3.07 Average
2	2390.000	5.08	28.88	35.64	52.59	50.91	54.00	-3.09 Average
3 q	2422.000	5.10	28.89	35.63	97.96	96.32	54.00	42.32 Average



Test Mode: 00; Polarity: Horizontal; Modulation:802.11ax(Full RU0); Bandwidth:40MHz; Channel:High

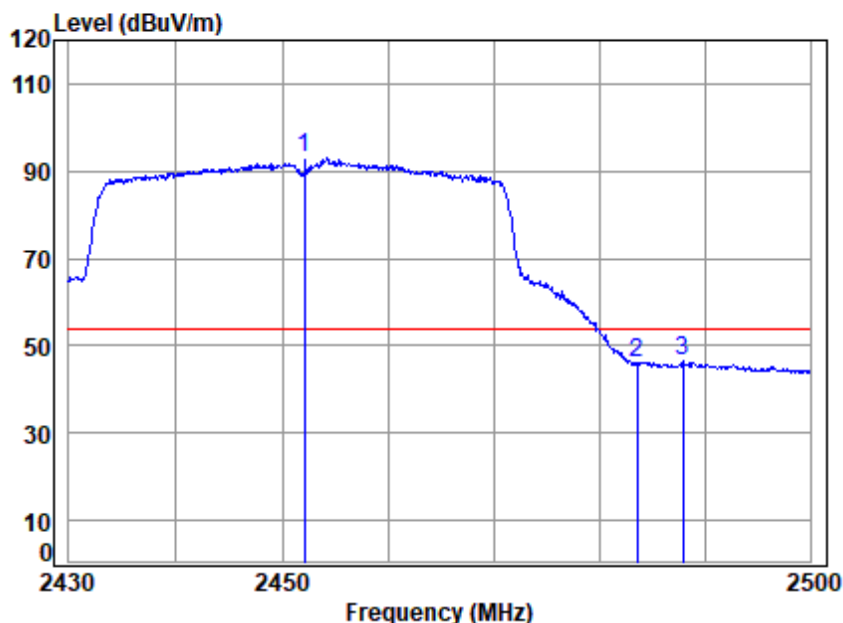


Site : chamber
Condition: 3m HORIZONTAL
Job No : 03000AT/03001AT
Mode : 2452 Band edge
Note : 2.4G WIFI 11AX40

		Cable	Ant	Preamp	Read	Limit	Over	
	Freq	Loss	Factor	Factor	Level	Level	Line	Limit Remark
	MHz	dB	dB/m	dB	dBuV	dBuV/m	dBuV/m	dB
1 q	2452.000	5.13	28.89	35.62	106.49	104.89	74.00	30.89 peak
2	2483.500	5.16	28.90	35.61	57.64	56.09	74.00	-17.91 peak
3	2484.288	5.16	28.90	35.61	59.47	57.92	74.00	-16.08 peak



Test Mode: 00; Polarity: Horizontal; Modulation:802.11ax(Full RU0); Bandwidth:40MHz; Channel:High

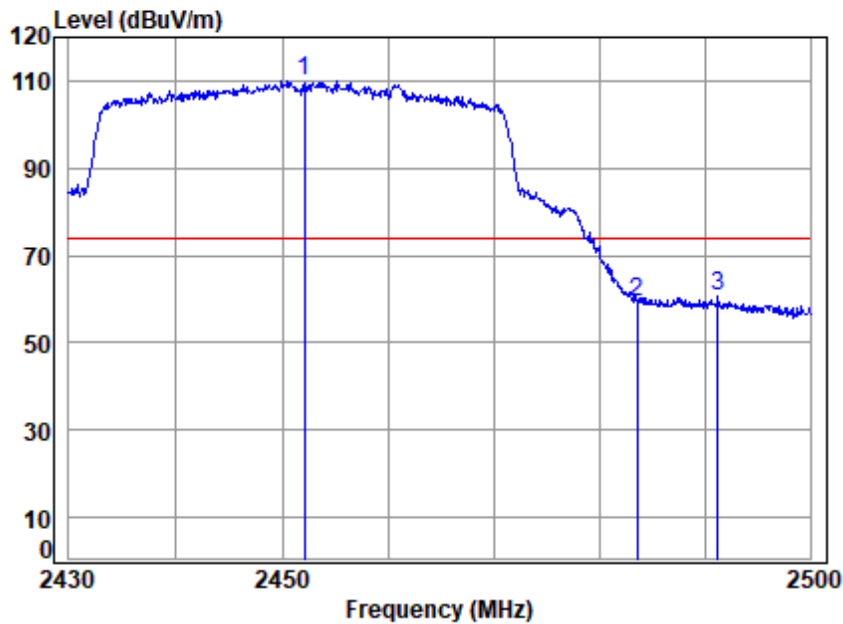


Site : chamber
Condition: 3m HORIZONTAL
Job No : 03000AT/03001AT
Mode : 2452 Band edge
Note : 2.4G WIFI 11AX40

		Cable	Ant	Preamp	Read	Limit	Over	
	Freq	Loss	Factor	Factor	Level	Level	Line	Limit Remark
	MHz	dB	dB/m	dB	dBuV	dBuV/m	dBuV/m	dB
1 q	2452.000	5.13	28.89	35.62	94.49	92.89	54.00	38.89 Average
2	2483.500	5.16	28.90	35.61	47.73	46.18	54.00	-7.82 Average
3	2487.818	5.16	28.90	35.61	48.10	46.55	54.00	-7.45 Average



Test Mode: 00; Polarity: Vertical; Modulation:802.11ax(Full RU0); Bandwidth:40MHz; Channel:High

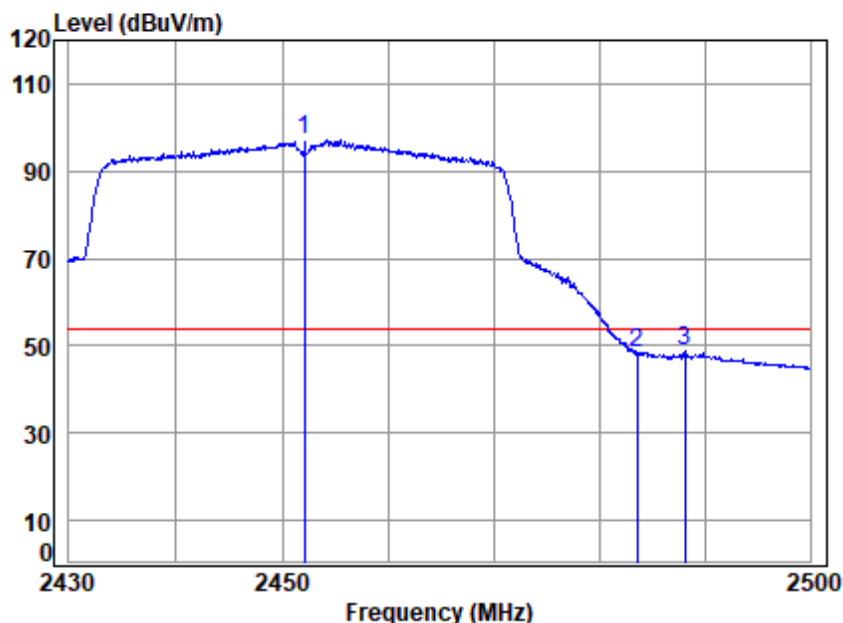


Site : chamber
Condition: 3m VERTICAL
Job No : 03000AT/03001AT
Mode : 2452 Band edge
Note : 2.4G WIFI 11AX40

		Cable	Ant	Preamp	Read		Limit	Over	
	Freq	Loss	Factor	Factor	Level	Level	Line	Limit	Remark
	MHz	dB	dB/m	dB	dBuV	dBuV/m	dBuV/m	dB	
1 q	2452.000	5.13	28.89	35.62	111.53	109.93	74.00	35.93	Peak
2	2483.500	5.16	28.90	35.61	60.82	59.27	74.00	-14.73	Peak
3	2491.212	5.17	28.90	35.61	62.33	60.79	74.00	-13.21	Peak



Test Mode: 00; Polarity: Vertical; Modulation:802.11ax(Full RU0); Bandwidth:40MHz; Channel:High



Site : chamber
Condition: 3m VERTICAL
Job No : 03000AT/03001AT
Mode : 2452 Band edge
Note : 2.4G WIFI 11AX40

		Cable	Ant	Preamp	Read	Limit	Over	
	Freq	Loss	Factor	Factor	Level	Level	Limit	Remark
	MHz	dB	dB/m	dB	dBuV	dBuV/m	dBuV/m	dB
1 q	2452.000	5.13	28.89	35.62	98.58	96.98	54.00	42.98 Average
2	2483.500	5.16	28.90	35.61	50.14	48.59	54.00	-5.41 Average
3	2488.030	5.16	28.90	35.61	50.16	48.61	54.00	-5.39 Average



SGS-CSTC Standards Technical Services Co., Ltd. Shenzhen Branch

SZEMC-TRF-01 Rev. A/0 Aug01,2022

Report No.: SZCR230900300002

Page: 76 of 211

7.8 Radiated Spurious Emissions Below 1GHz

Test Requirement 47 CFR Part 15, Subpart C 15.205 & 15.209

Test Method: ANSI C63.10 (2013) Section 6.4,6.5

Measurement Distance: 3m

Limit:

Frequency(MHz)	Field strength(microvolts/meter)	Measurement distance(meters)
0.009-0.490	2400/F(kHz)	300
0.490-1.705	24000/F(kHz)	30
1.705-30.0	30	30
30-88	100	3
88-216	150	3
216-960	200	3
960-1000	500	3

7.8.1 E.U.T. Operation

Operating Environment:

Temperature: 23.2 °C

Humidity: 45.8 % RH

Atmospheric Pressure: 1000 mbar

7.8.2 Test Mode Description

Pre-scan / Final test	Mode Code	Description
Final test	00	TX mode_Keep the EUT in continuously transmitting mode with all modulation types. All data rates for each modulation type have been tested and found the data rate @ 1Mbps is the worst case of IEEE 802.11b; data rate @ 6Mbps is the worst case of IEEE 802.11g; data rate @ 6.5Mbps is the worst case of IEEE 802.11n(HT20); data rate @ 13.5Mbps is the worst case of IEEE 802.11n(HT40); data rate @ MCS0 is the worst case of IEEE 802.11ax(HEW20); data rate @ MCS0 is the worst case of IEEE 802.11ax(HEW40). Only the data of worst case is recorded in the report.



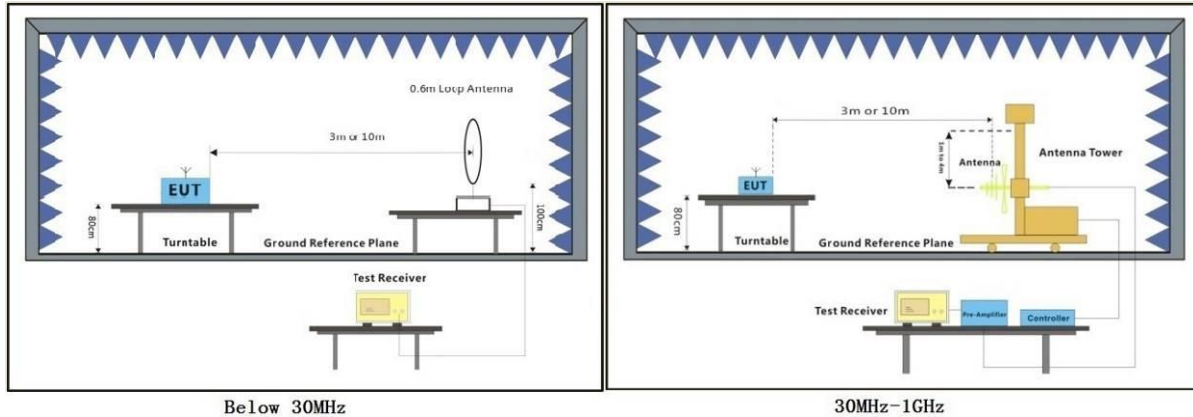
SGS-CSTC Standards Technical Services Co., Ltd.
Shenzhen Branch Inspection & Testing Services Laboratory

Unless otherwise agreed in writing, this document is issued by the Company subject to its General Conditions of Service printed overleaf, available on request or accessible at <https://www.sgs.com/en/Terms-and-Conditions>. Attention is drawn to the limitation of liability, indemnification and jurisdiction issues defined therein. Any holder of this document is advised that information contained hereon reflects the Company's findings at the time of its intervention only and within the limits of Client's instructions, if any. The Company's sole responsibility is to its Client and this document does not exonerate parties to a transaction from exercising all their rights and obligations under the transaction documents. This document cannot be reproduced except in full, without prior written approval of the Company. Any unauthorized alteration, forgery or falsification of the content or appearance of this document is unlawful and offenders may be prosecuted to the fullest extent of the law. Unless otherwise stated the results shown in this test report refer only to the sample(s) tested and such sample(s) are retained for 30 days only.

Attention: To check the authenticity of testing /inspection report & certificate, please contact us at telephone: (86-755) 8307 1443, or email: CN.Doccheck@sgs.com

No.1 Workshop, M-10, Middle Section, Science & Technology Park, Nanshan District, Shenzhen, Guangdong, China 518057 t (86-755) 26012053 f (86-755) 26710594 www.sgsgroup.com.cn
中国·广东·深圳市南山区科技园中区M-10栋1号厂房 邮编: 518057 t (86-755) 26012053 f (86-755) 26710594 sgs.china@sgs.com

7.8.3 Test Setup Diagram



Unless otherwise agreed in writing, this document is issued by the Company subject to its General Conditions of Service printed overleaf, available on request or accessible at <https://www.sgs.com/en/Terms-and-Conditions>. Attention is drawn to the limitation of liability, indemnification and jurisdiction issues defined therein. Any holder of this document is advised that information contained hereon reflects the Company's findings at the time of its intervention only and within the limits of Client's instructions, if any. The Company's sole responsibility is to its Client and this document does not exonerate parties to a transaction from exercising all their rights and obligations under the transaction documents. This document cannot be reproduced except in full, without prior written approval of the Company. Any unauthorized alteration, forgery or falsification of the content or appearance of this document is unlawful and offenders may be prosecuted to the fullest extent of the law. Unless otherwise stated the results shown in this test report refer only to the sample(s) tested and such sample(s) are retained for 30 days only.

Attention: To check the authenticity of testing /inspection report & certificate, please contact us at telephone: (86-755) 8307 1443, or email: CN.Doccheck@sgs.com

SGS-CSTC Standards Technical Services Co., Ltd.
Shenzhen Branch
Inspection & Testing Services

No.1 Workshop, M-10, Middle Section, Science & Technology Park, Nanshan District, Shenzhen, Guangdong, China 518057 t (86-755) 26012053 f (86-755) 26710594 www.sgs.com.cn
中国·广东·深圳市南山区科技园中区M-10栋1号厂房 邮编: 518057 t (86-755) 26012053 f (86-755) 26710594 sgs.china@sgs.com

7.8.4 Measurement Procedure and Data

- a. For below 1GHz, the EUT was placed on the top of a rotating table 0.8 meters above the ground at a 3 or 10 meter semi-anechoic chamber. The table was rotated 360 degrees to determine the position of the highest radiation.
- b. The EUT was set 3 or 10 meters away from the interference-receiving antenna, which was mounted on the top of a variable-height antenna tower.
- c. The antenna height is varied from one meter to four meters above the ground to determine the maximum value of the field strength. Both horizontal and vertical polarizations of the antenna are set to make the measurement.
- d. For each suspected emission, the EUT was arranged to its worst case and then the antenna was tuned to heights from 1 meter to 4 meters (for the test frequency of below 30MHz, the antenna was tuned to heights 1 meter) and the rotatable table was turned from 0 degrees to 360 degrees to find the maximum reading.
- e. The test-receiver system was set to Peak Detect Function and Specified Bandwidth with Maximum Hold Mode.
- f. If the emission level of the EUT in peak mode was 10dB lower than the limit specified, then testing could be stopped and the peak values of the EUT would be reported. Otherwise the emissions that did not have 10dB margin would be re-tested one by one using quasi-peak method as specified and then reported in a data sheet.
- g. Test the EUT in the lowest channel, the middle channel, the Highest channel.
- h. The radiation measurements are performed in X, Y, Z axis positioning for Transmitting mode, and found the X axis positioning which it is the worst case.
- i. Repeat above procedures until all frequencies measured was complete.

Remark:

1) Through pre-scan found the worst case is the lowest channel. Only the worst case is recorded in the report.

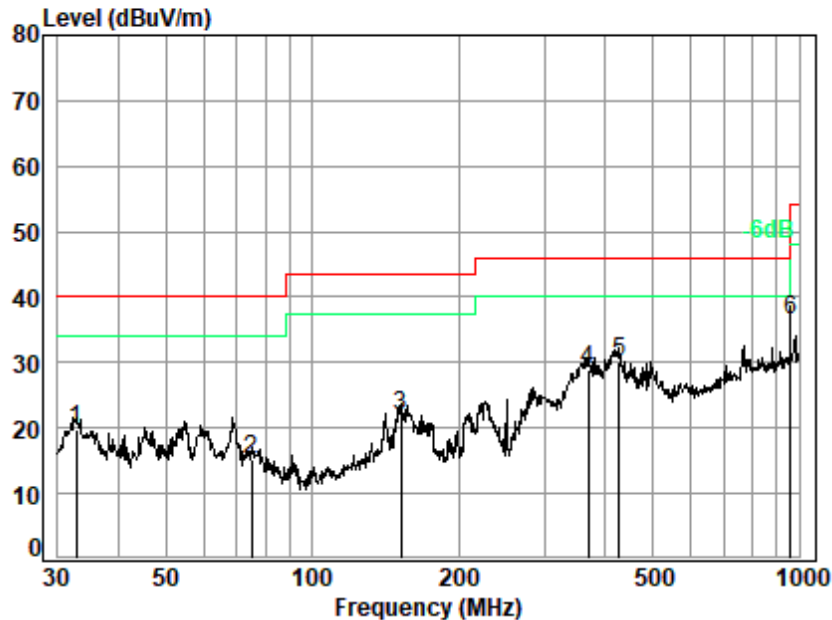
2) The field strength is calculated by adding the Antenna Factor, Cable Factor & Preamplifier. The basic equation with a sample calculation is as follows:

Final Test Level = Receiver Reading + Antenna Factor + Cable Factor - Preamplifier Factor

3) Scan from 9kHz to 1 GHz, the disturbance below 30MHz was very low. The points marked on above plots are the highest emissions could be found when testing, so only above points had been displayed. The amplitude of spurious emissions from the radiator which are attenuated more than 20dB below the limit need not be reported.



Test Mode: 00; Polarity: Horizontal; Modulation:802.11b; Bandwidth:20MHz; Channel:Low



Site : chamber

Condition: 3m HORIZONTAL

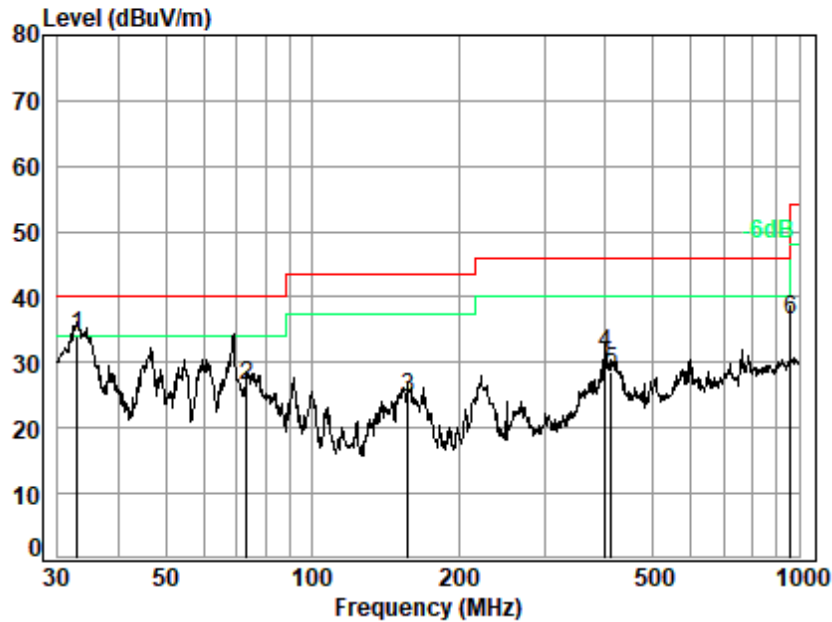
Job No. : 03000AT/03001AT

Test Mode: 00

	Ant	Cable	Preamp	Read		Limit	Over	
Freq	Factor	Loss	Factor	Level	Level	Line	Limit	Remark
MHz	dB/m	dB	dB	dBuV	dBuV/m	dBuV/m	dB	
1	32.75	16.60	0.67	27.80	30.23	19.70	40.00	-20.30 QP
2	74.92	14.63	1.02	27.68	27.12	15.09	40.00	-24.91 QP
3	152.13	17.58	1.47	27.42	30.20	21.83	43.50	-21.67 QP
4	369.40	19.07	2.43	27.20	34.57	28.87	46.00	-17.13 QP
5	426.52	20.30	2.64	27.46	34.73	30.21	46.00	-15.79 QP
6 q	958.79	27.81	4.24	26.85	31.42	36.62	46.00	-9.38 QP



Test Mode: 00; Polarity: Vertical; Modulation:802.11b; Bandwidth:20MHz; Channel:Low



Site : chamber
Condition: 3m VERTICAL
Job No. : 03000AT/03001AT
Test Mode: 00

		Ant	Cable	Preamp	Read		Limit	Over	
	Freq	Factor	Loss	Factor	Level	Level	Line	Limit	Remark
	MHz	dB/m	dB	dB	dBuV	dBuV/m	dBuV/m	dB	
1	q	32.98	16.60	0.67	27.80	44.63	34.10	40.00	-5.90 QP
2		73.36	14.80	1.01	27.68	38.47	26.60	40.00	-13.40 QP
3		157.56	17.56	1.50	27.40	33.13	24.79	43.50	-18.71 QP
4		400.43	19.60	2.55	27.34	36.44	31.25	46.00	-14.75 QP
5		410.38	19.79	2.59	27.38	33.48	28.48	46.00	-17.52 QP
6		958.79	27.81	4.24	26.85	31.29	36.49	46.00	-9.51 QP



7.9 Radiated Spurious Emissions Above 1GHz

Test Requirement 47 CFR Part 15, Subpart C 15.205 & 15.209

Test Method: ANSI C63.10 (2013) Section 6.6

Measurement Distance: 3m

Limit:

Frequency(MHz)	Field strength(microvolts/meter)	Measurement distance(meters)
Above 1000	500	3

7.9.1 E.U.T. Operation

Operating Environment:

Temperature: 22.7 °C

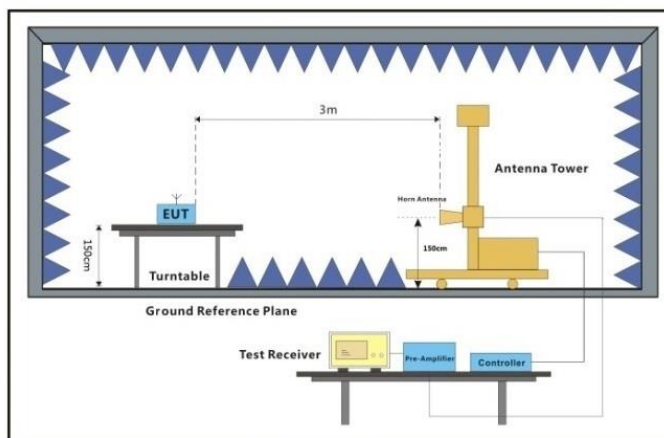
Humidity: 55.1 % RH

Atmospheric Pressure: 1000 mbar

7.9.2 Test Mode Description

Pre-scan / Final test	Mode Code	Description
Final test	00	TX mode_Keep the EUT in continuously transmitting mode with all modulation types. All data rates for each modulation type have been tested and found the data rate @ 1Mbps is the worst case of IEEE 802.11b; data rate @ 6Mbps is the worst case of IEEE 802.11g; data rate @ 6.5Mbps is the worst case of IEEE 802.11n(HT20); data rate @ 13.5Mbps is the worst case of IEEE 802.11n(HT40); data rate @ MCS0 is the worst case of IEEE 802.11ax(HEW20); data rate @ MCS0 is the worst case of IEEE 802.11ax(HEW40). Only the data of worst case is recorded in the report.

7.9.3 Test Setup Diagram



Above 1GHz



7.9.4 Measurement Procedure and Data

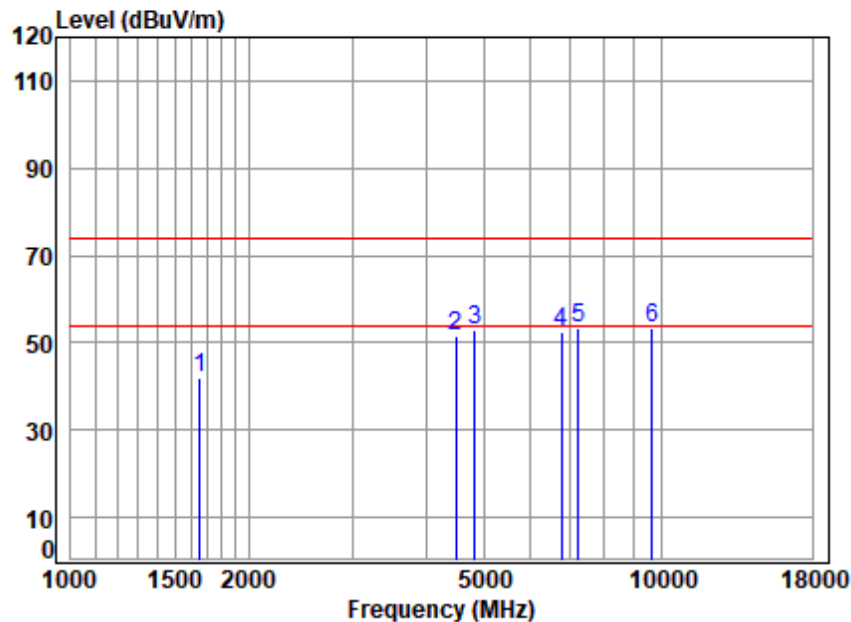
- a. For above 1GHz, the EUT was placed on the top of a rotating table 1.5 meters above the ground at a 3 meter fully-anechoic chamber. The table was rotated 360 degrees to determine the position of the highest radiation.
- b. The EUT was set 3 meters away from the interference-receiving antenna, which was mounted on the top of a variable-height antenna tower.
- c. The antenna height is varied from one meter to four meters above the ground to determine the maximum value of the field strength. Both horizontal and vertical polarizations of the antenna are set to make the measurement.
- d. For each suspected emission, the EUT was arranged to its worst case and then the antenna was tuned to heights from 1 meter to 4 meters (for the test frequency of below 30MHz, the antenna was tuned to heights 1 meter) and the rotatable table was turned from 0 degrees to 360 degrees to find the maximum reading.
- e. The test-receiver system was set to Peak Detect Function and Specified Bandwidth with Maximum Hold Mode.
- f. If the emission level of the EUT in peak mode was 10dB lower than the limit specified, then testing could be stopped and the peak values of the EUT would be reported. Otherwise the emissions that did not have 10dB margin would be re-tested one by one using peak or average method as specified and then reported in a data sheet.
- g. Test the EUT in the lowest channel, the middle channel, the Highest channel.
- h. The radiation measurements are performed in X, Y, Z axis positioning for Transmitting mode, and found the X axis positioning which it is the worst case.
- i. Repeat above procedures until all frequencies measured was complete.

Remark:

1. Level= Read Level+ Cable Loss+ Antenna Factor- Preamp Factor
2. Scan from 1GHz to 25GHz, the disturbance above 18GHz was very low. The points marked on above plots are the highest emissions could be found when testing, so only above points had been displayed. The amplitude of spurious emissions from the radiator which are attenuated more than 20dB below the limit need not be reported.
3. As shown in this section, for frequencies above 1GHz, the field strength limits are based on average limits. However, the peak field strength of any emission shall not exceed the maximum permitted average limits specified above by more than 20 dB under any condition of modulation. For the emissions whose peak level is lower than the average limit, only the peak measurement is shown in the report.
4. For devices with multiple operating modes, measurements on the middle channel is used to determine the worst-case mode(s). Only the worst case mode with the highest output power and the mode with the highest output power spectral density for each modulation family (e.g., OFDM and direct sequence spread spectrum) is recorded in the test report.



Test Mode: 00; Polarity: Horizontal; Modulation:802.11b; Bandwidth:20MHz; Channel:Low

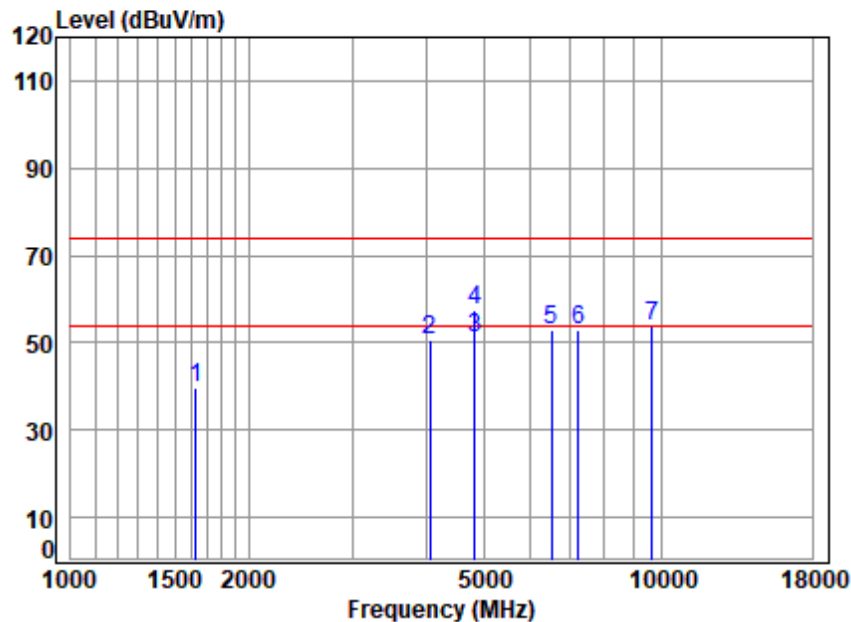


Site : chamber
Condition: 3m HORIZONTAL
Job No : 03000AT/03001AT
Mode : 2412 TX RSE
: 2.4G WIFI 11B

	Freq	Cable Loss	Ant Factor	Preamp Factor	Read Level	Level	Limit Line	Over Limit	Remark
	MHz	dB	dB/m	dB	dBuV	dBuV/m	dBuV/m	dB	
1	1653.550	4.27	26.71	36.51	47.39	41.86	74.00	-32.14	peak
2	4495.125	7.12	33.50	34.67	45.61	51.56	74.00	-22.44	peak
3	4824.000	7.33	33.90	34.88	46.76	53.11	74.00	-20.89	peak
4	6776.265	8.76	35.50	35.73	43.91	52.44	74.00	-21.56	peak
5	7236.000	9.21	35.80	35.95	44.13	53.19	74.00	-20.81	peak
6 q	9648.000	12.39	37.10	35.55	39.42	53.36	74.00	-20.64	peak



Test Mode: 00; Polarity: Vertical; Modulation:802.11b; Bandwidth:20MHz; Channel:Low

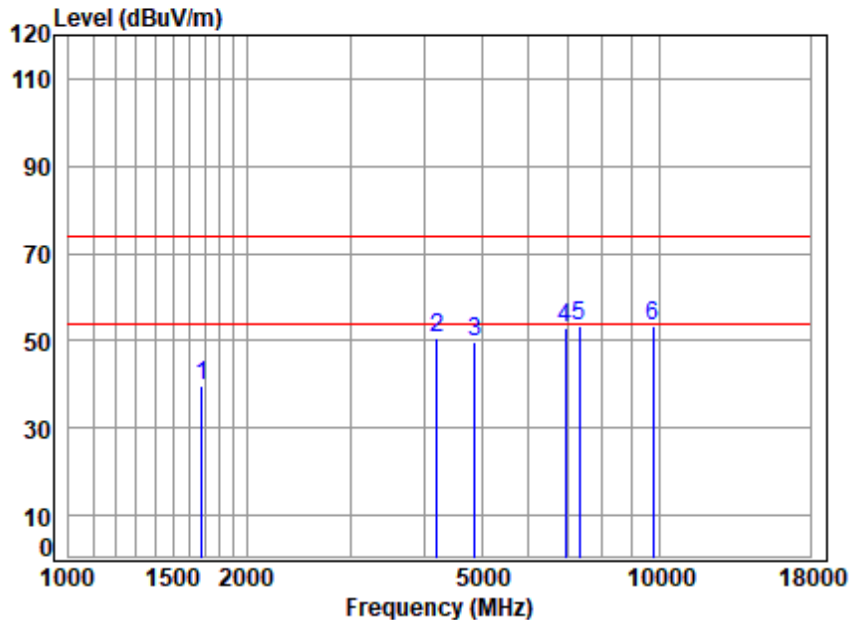


Site : chamber
 Condition: 3m VERTICAL
 Job No : 03000AT/03001AT
 Mode : 2412 TX RSE
 : 2.4G WIFI 11B

	Freq	Cable Loss	Ant Factor	Preamp Factor	Read Level	Level	Limit Line	Over Limit	Remark
	MHz	dB	dB/m	dB	dBuV	dBuV/m	dBuV/m	dB	
1	1629.825	4.24	26.62	36.56	45.40	39.70	74.00	-34.30	peak
2	4062.629	6.83	32.93	34.38	45.36	50.74	74.00	-23.26	peak
3	4824.000	7.33	33.90	34.88	44.53	50.88	54.00	-3.12	Average
4	4824.000	7.33	33.90	34.88	50.95	57.30	74.00	-16.70	peak
5	6526.373	8.58	35.55	35.51	44.14	52.76	74.00	-21.24	peak
6	7236.000	9.21	35.80	35.95	43.76	52.82	74.00	-21.18	peak
7	9648.000	12.39	37.10	35.55	39.86	53.80	74.00	-20.20	peak



Test Mode: 00; Polarity: Horizontal; Modulation:802.11b; Bandwidth:20MHz; Channel:middle

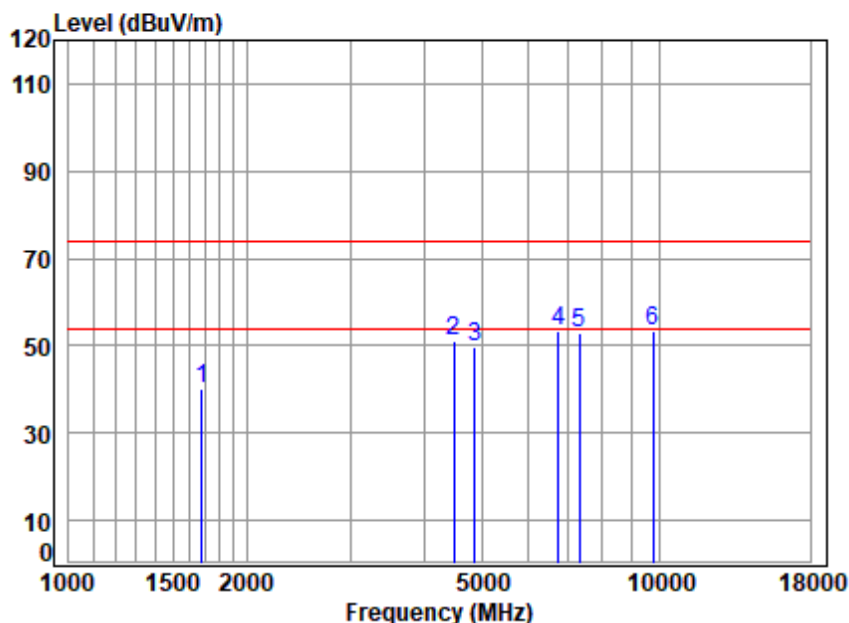


Site : chamber
Condition: 3m HORIZONTAL
Job No : 03000AT/03001AT
Mode : 2437 TX RSE
: 2.4G WIFI 11B

		Cable	Ant	Preamp	Read		Limit	Over	
	Freq	Loss	Factor	Factor	Level	Level	Line	Limit	Remark
	MHz	dB	dB/m	dB	dBuV	dBuV/m	dBuV/m	dB	
1	1682.477	4.31	26.77	36.44	44.96	39.60	74.00	-34.40	peak
2	4206.011	6.93	33.42	34.48	44.63	50.50	74.00	-23.50	peak
3	4874.000	7.36	34.05	34.91	43.24	49.74	74.00	-24.26	peak
4	6934.778	8.87	35.67	35.86	44.19	52.87	74.00	-21.13	peak
5 q	7311.000	9.30	35.90	35.97	44.38	53.61	74.00	-20.39	peak
6	9748.000	12.46	37.20	35.56	39.12	53.22	74.00	-20.78	peak



Test Mode: 00; Polarity: Vertical; Modulation:802.11b; Bandwidth:20MHz; Channel:middle

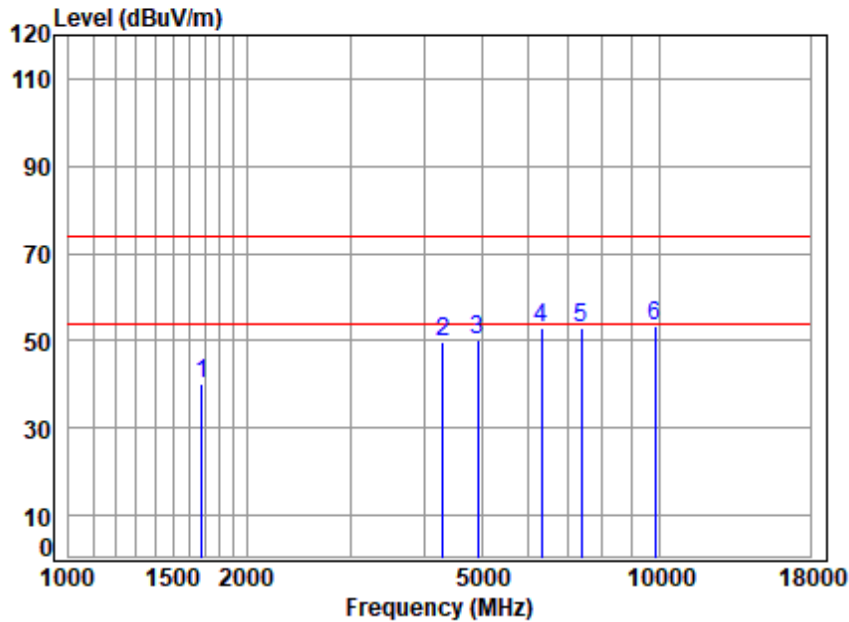


Site : chamber
 Condition: 3m VERTICAL
 Job No : 03000AT/03001AT
 Mode : 2437 TX RSE
 : 2.4G WIFI 11B

	Freq	Cable Loss	Ant Factor	Preamp Factor	Read Level	Level	Limit Line	Over Limit	Remark
	MHz	dB	dB/m	dB	dBuV	dBuV/m	dBuV/m	dB	
1	1682.477	4.31	26.77	36.44	45.47	40.11	74.00	-33.89	peak
2	4482.150	7.11	33.50	34.66	45.13	51.08	74.00	-22.92	peak
3	4874.000	7.36	34.05	34.91	43.22	49.72	74.00	-24.28	peak
4	6756.708	8.75	35.50	35.71	44.84	53.38	74.00	-20.62	peak
5	7311.000	9.30	35.90	35.97	43.82	53.05	74.00	-20.95	peak
6 q	9748.000	12.46	37.20	35.56	39.38	53.48	74.00	-20.52	peak



Test Mode: 00; Polarity: Horizontal; Modulation:802.11b; Bandwidth:20MHz; Channel:High

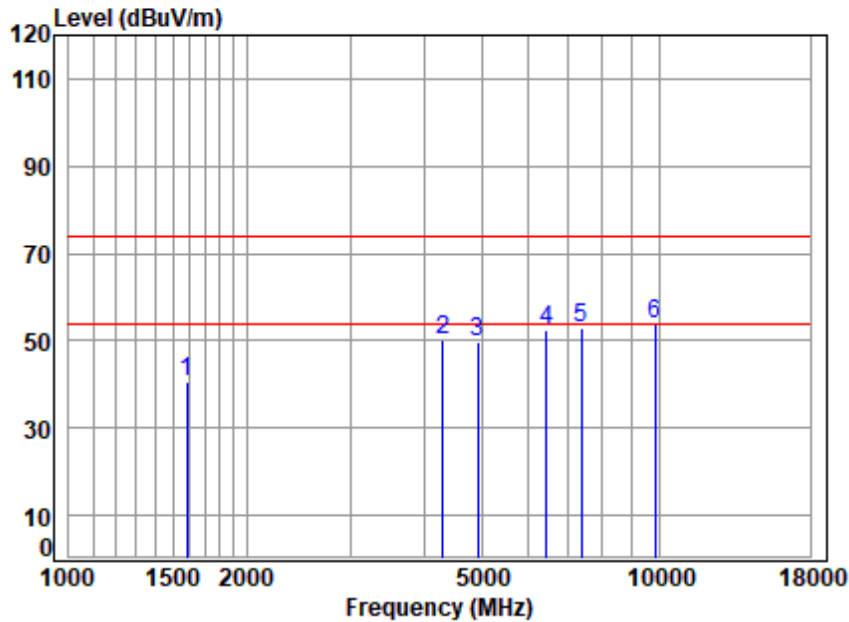


Site : chamber
Condition: 3m HORIZONTAL
Job No : 03000AT/03001AT
Mode : 2462 TX RSE
: 2.4G WIFI 11B

	Freq	Cable Loss	Ant Factor	Preamp Factor	Read Level	Level	Limit Line	Over Limit	Remark
	MHz	dB	dB/m	dB	dBuV	dBuV/m	dBuV/m	dB	
1	1682.477	4.31	26.77	36.44	45.64	40.28	74.00	-33.72	peak
2	4304.400	6.99	33.60	34.54	43.86	49.91	74.00	-24.09	peak
3	4924.000	7.39	34.15	34.94	43.53	50.13	74.00	-23.87	peak
4	6322.136	8.42	35.20	35.34	44.44	52.72	74.00	-21.28	peak
5	7386.000	9.39	35.90	35.98	43.68	52.99	74.00	-21.01	peak
6 q	9848.000	12.53	37.30	35.57	39.16	53.42	74.00	-20.58	peak



Test Mode: 00; Polarity: Vertical; Modulation:802.11b; Bandwidth:20MHz; Channel:High

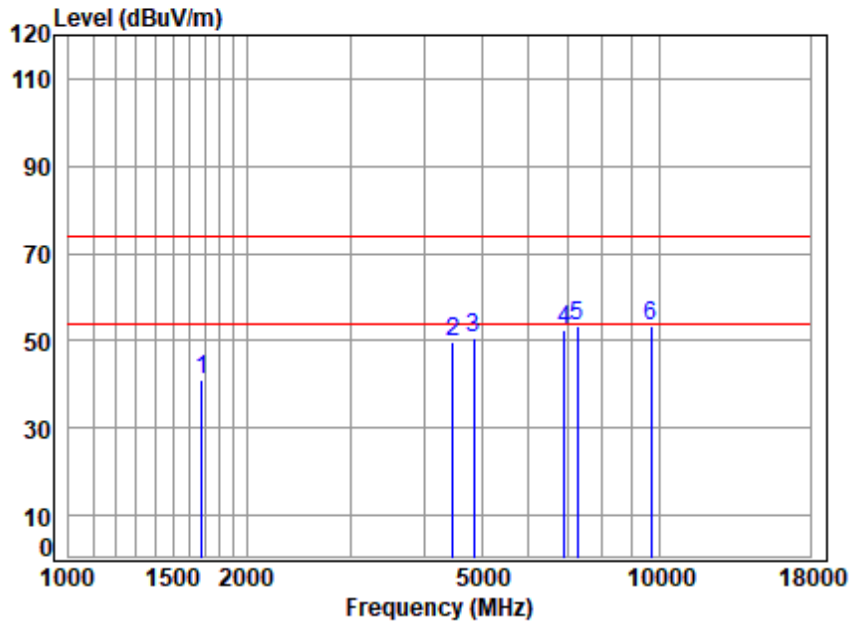


Site : chamber
Condition: 3m VERTICAL
Job No : 03000AT/03001AT
Mode : 2462 TX RSE
: 2.4G WIFI 11B

	Freq	Cable Loss	Ant Factor	Preamp Factor	Read Level	Level	Limit Line	Over Limit	Remark
	MHz	dB	dB/m	dB	dBuV	dBuV/m	dBuV/m	dB	
1	1583.392	4.18	26.30	36.67	46.87	40.68	74.00	-33.32	peak
2	4304.400	6.99	33.60	34.54	44.22	50.27	74.00	-23.73	peak
3	4924.000	7.39	34.15	34.94	43.23	49.83	74.00	-24.17	peak
4	6432.732	8.51	35.37	35.43	44.13	52.58	74.00	-21.42	peak
5	7386.000	9.39	35.90	35.98	43.61	52.92	74.00	-21.08	peak
6 q	9848.000	12.53	37.30	35.57	39.46	53.72	74.00	-20.28	peak



Test Mode: 00; Polarity: Horizontal; Modulation:802.11n; Bandwidth:40MHz; Channel:Low

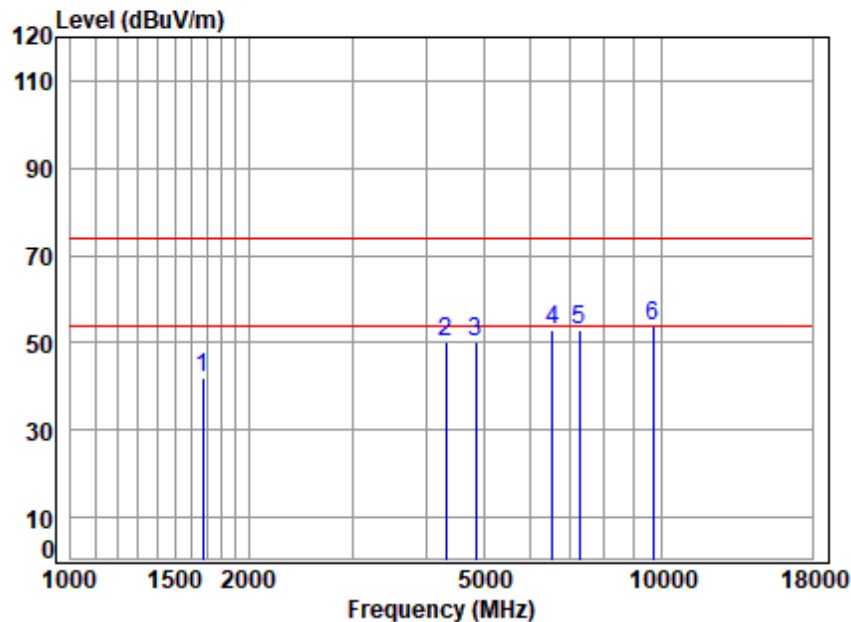


Site : chamber
 Condition: 3m HORIZONTAL
 Job No : 03000AT/03001AT
 Mode : 2422 TX RSE
 : 2.4G WIFI 11N40

	Freq	Cable Loss	Ant Factor	Preamp Factor	Read Level	Level	Limit Line	Over Limit	Remark
	MHz	dB	dB/m	dB	dBuV	dBuV/m	dBuV/m	dB	
1	1677.621	4.30	26.76	36.45	46.46	41.07	74.00	-32.93	peak
2	4469.214	7.10	33.50	34.65	43.95	49.90	74.00	-24.10	peak
3	4844.000	7.34	33.98	34.89	44.14	50.57	74.00	-23.43	peak
4	6894.806	8.85	35.60	35.82	43.85	52.48	74.00	-21.52	peak
5 q	7266.000	9.25	35.83	35.96	44.36	53.48	74.00	-20.52	peak
6	9688.000	12.42	37.10	35.56	39.23	53.19	74.00	-20.81	peak



Test Mode: 00; Polarity: Vertical; Modulation:802.11n; Bandwidth:40MHz; Channel:Low

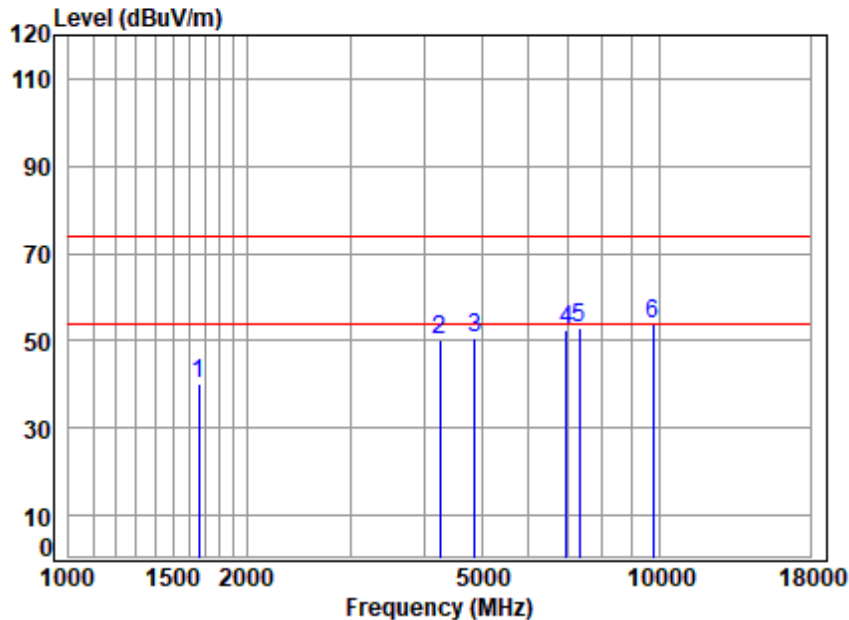


Site : chamber
Condition: 3m VERTICAL
Job No : 03000AT/03001AT
Mode : 2422 TX RSE
: 2.4G WIFI 11N40

	Freq	Cable Loss	Ant Factor	Preamp Factor	Read Level	Level	Limit Line	Over Limit	Remark
	MHz	dB	dB/m	dB	dBuV	dBuV/m	dBuV/m	dB	
1	1672.779	4.30	26.75	36.46	47.36	41.95	74.00	-32.05	peak
2	4316.859	7.00	33.60	34.55	44.20	50.25	74.00	-23.75	peak
3	4844.000	7.34	33.98	34.89	43.72	50.15	74.00	-23.85	peak
4	6545.263	8.59	35.59	35.53	44.37	53.02	74.00	-20.98	peak
5	7266.000	9.25	35.83	35.96	43.90	53.02	74.00	-20.98	peak
6 q	9688.000	12.42	37.10	35.56	39.90	53.86	74.00	-20.14	peak



Test Mode: 00; Polarity: Horizontal; Modulation:802.11n; Bandwidth:40MHz; Channel:middle

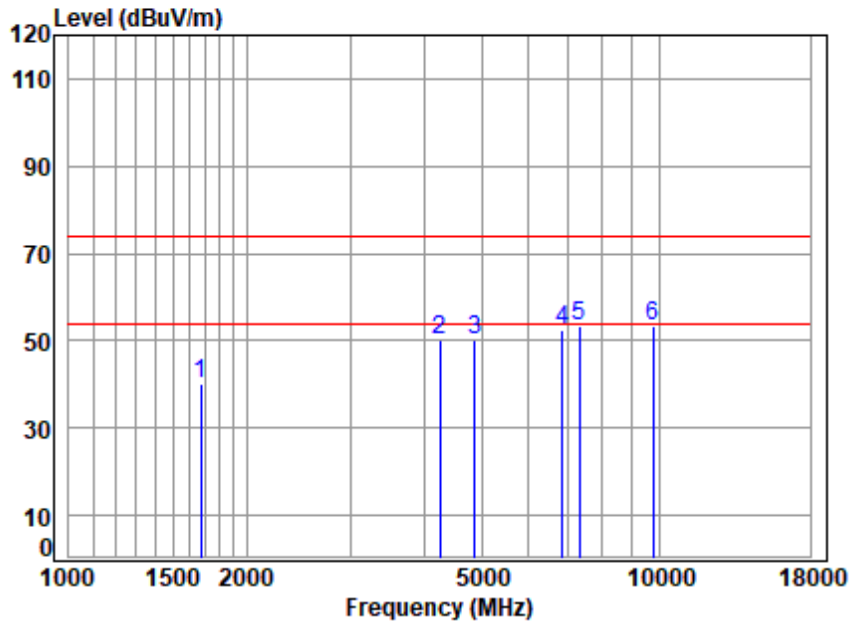


Site : chamber
 Condition: 3m HORIZONTAL
 Job No : 03000AT/03001AT
 Mode : 2437 TX RSE
 : 2.4G WIFI 11N40

	Freq	Cable Loss	Ant Factor	Preamp Factor	Read Level	Level	Limit Line	Over Limit	Remark
	MHz	dB	dB/m	dB	dBuV	dBuV/m	dBuV/m	dB	
1	1658.337	4.28	26.72	36.50	45.79	40.29	74.00	-33.71	peak
2	4254.921	6.96	33.60	34.51	44.02	50.07	74.00	-23.93	peak
3	4874.000	7.36	34.05	34.91	44.12	50.62	74.00	-23.38	peak
4	6954.852	8.89	35.71	35.87	43.76	52.49	74.00	-21.51	peak
5	7311.000	9.30	35.90	35.97	43.78	53.01	74.00	-20.99	peak
6 q	9748.000	12.46	37.20	35.56	39.88	53.98	74.00	-20.02	peak



Test Mode: 00; Polarity: Vertical; Modulation:802.11n; Bandwidth:40MHz; Channel:middle

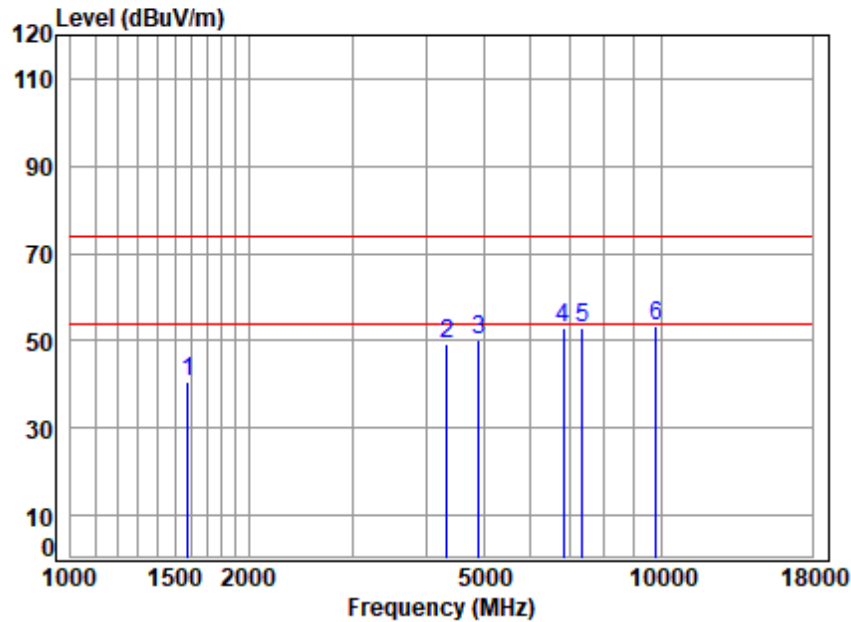


Site : chamber
Condition: 3m VERTICAL
Job No : 03000AT/03001AT
Mode : 2437 TX RSE
: 2.4G WIFI 11N40

	Freq	Cable Loss	Ant Factor	Preamp Factor	Read Level	Level	Limit Line	Over Limit	Remark
	MHz	dB	dB/m	dB	dBuV	dBuV/m	dBuV/m	dB	
1	1672.779	4.30	26.75	36.46	45.66	40.25	74.00	-33.75	peak
2	4242.641	6.95	33.57	34.50	44.17	50.19	74.00	-23.81	peak
3	4874.000	7.36	34.05	34.91	43.85	50.35	74.00	-23.65	peak
4	6855.063	8.82	35.60	35.79	43.78	52.41	74.00	-21.59	peak
5	7311.000	9.30	35.90	35.97	44.17	53.40	74.00	-20.60	peak
6 q	9748.000	12.46	37.20	35.56	39.37	53.47	74.00	-20.53	peak



Test Mode: 00; Polarity: Horizontal; Modulation:802.11n; Bandwidth:40MHz; Channel:High

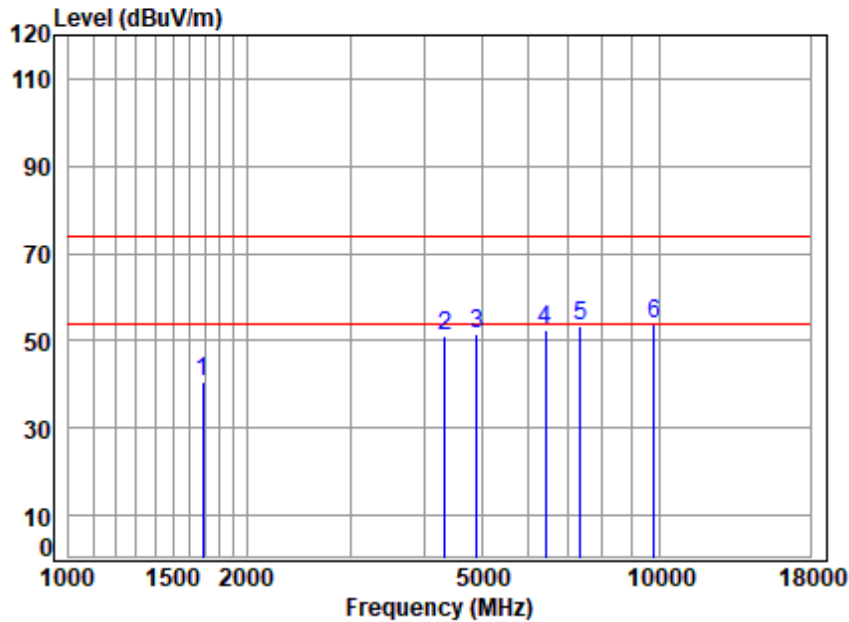


Site : chamber
 Condition: 3m HORIZONTAL
 Job No : 03000AT/03001AT
 Mode : 2452 TX RSE
 : 2.4G WIFI 11N40

	Freq	Cable Loss	Ant Factor	Preamp Factor	Read Level	Level	Limit Line	Over Limit	Remark
	MHz	dB	dB/m	dB	dBuV	dBuV/m	dBuV/m	dB	
1	1578.822	4.17	26.25	36.68	46.66	40.40	74.00	-33.60	peak
2	4329.354	7.01	33.60	34.56	43.17	49.22	74.00	-24.78	peak
3	4904.000	7.37	34.11	34.92	43.45	50.01	74.00	-23.99	peak
4	6815.551	8.79	35.53	35.76	44.45	53.01	74.00	-20.99	peak
5	7356.000	9.36	35.90	35.98	43.66	52.94	74.00	-21.06	peak
6 q	9808.000	12.50	37.22	35.57	39.06	53.21	74.00	-20.79	peak



Test Mode: 00; Polarity: Vertical; Modulation:802.11n; Bandwidth:40MHz; Channel:High

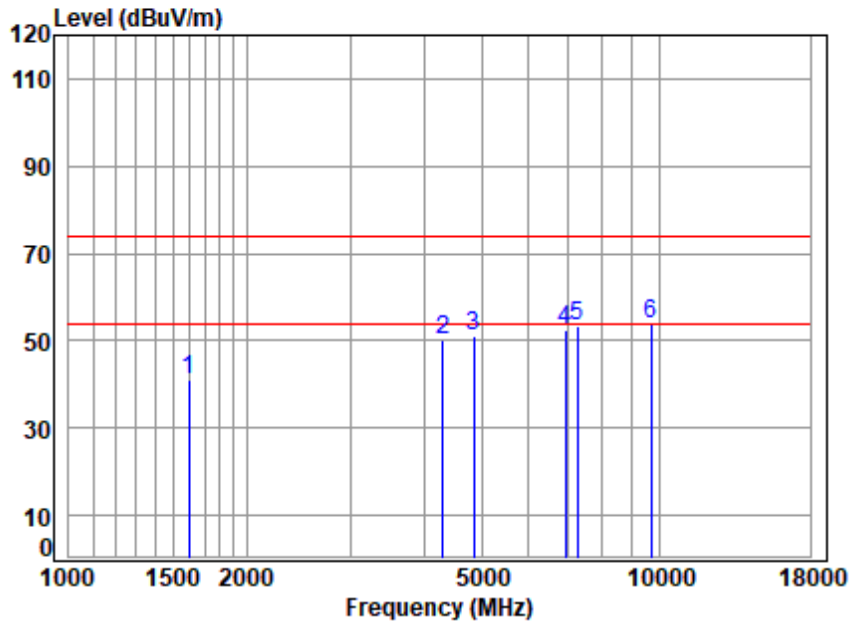


Site : chamber
Condition: 3m VERTICAL
Job No : 03000AT/03001AT
Mode : 2452 TX RSE
: 2.4G WIFI 11N40

	Freq	Cable Loss	Ant Factor	Preamp Factor	Read Level	Level	Limit Line	Over Limit	Remark
	MHz	dB	dB/m	dB	dBuV	dBuV/m	dBuV/m	dB	
1	1687.347	4.31	26.77	36.43	45.85	40.50	74.00	-33.50	peak
2	4329.354	7.01	33.60	34.56	45.18	51.23	74.00	-22.77	peak
3	4904.000	7.37	34.11	34.92	44.95	51.51	74.00	-22.49	peak
4	6414.167	8.49	35.33	35.42	44.20	52.60	74.00	-21.40	peak
5	7356.000	9.36	35.90	35.98	43.88	53.16	74.00	-20.84	peak
6 q	9808.000	12.50	37.22	35.57	39.73	53.88	74.00	-20.12	peak



Test Mode: 00; Polarity: Horizontal; Modulation:802.11ax(Full RU0); Bandwidth:40MHz; Channel:Low



Site : chamber
Condition: 3m HORIZONTAL
Job No : 03000AT/03001AT
Mode : 2422 TX RSE
: 2.4G WIFI 11AX40

	Freq	Cable Loss	Ant Factor	Preamp Factor	Read Level	Level	Limit Line	Over Limit	Remark
	MHz	dB	dB/m	dB	dBuV	dBuV/m	dBuV/m	dB	
1	1597.181	4.20	26.47	36.64	47.15	41.18	74.00	-32.82	peak
2	4304.400	6.99	33.60	34.54	44.12	50.17	74.00	-23.83	peak
3	4844.000	7.34	33.98	34.89	44.64	51.07	74.00	-22.93	peak
4	6934.778	8.87	35.67	35.86	43.88	52.56	74.00	-21.44	peak
5	7266.000	9.25	35.83	35.96	44.29	53.41	74.00	-20.59	peak
6 q	9688.000	12.42	37.10	35.56	40.03	53.99	74.00	-20.01	peak



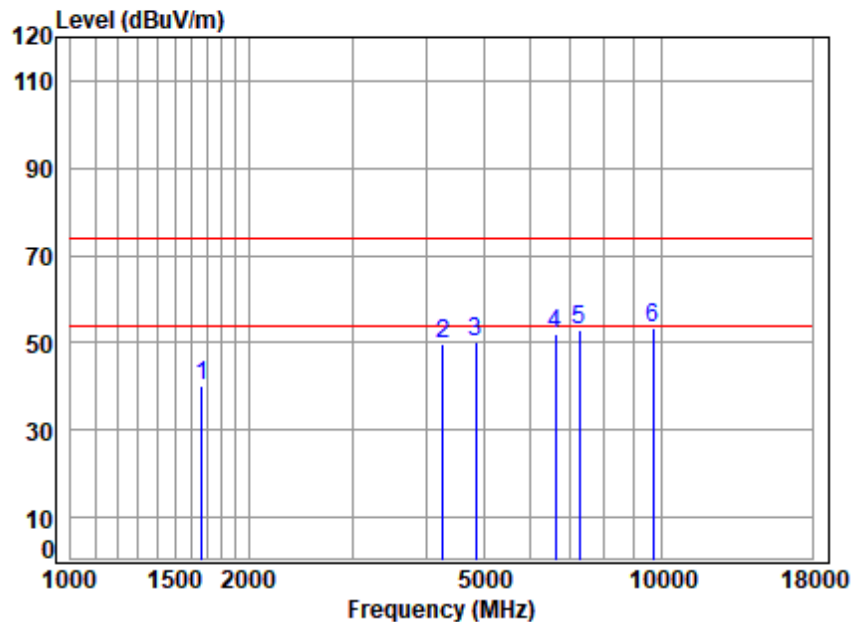
SGS-CSTC Standards Technical Services Co., Ltd. Shenzhen Branch

SZEMC-TRF-01 Rev. A/0 Aug01,2022

Report No.: SZCR230900300002

Page: 96 of 211

Test Mode: 00; Polarity: Vertical; Modulation:802.11ax(Full RU0); Bandwidth:40MHz; Channel:Low



Site : chamber
 Condition: 3m VERTICAL
 Job No : 03000AT/03001AT
 Mode : 2422 TX RSE
 : 2.4G WIFI 11AX40

	Freq	Cable Loss	Ant Factor	Preamp Factor	Read Level	Level	Limit Line	Over Limit	Remark
	MHz	dB	dB/m	dB	dBuV	dBuV/m	dBuV/m	dB	
1	1667.951	4.29	26.74	36.47	45.40	39.96	74.00	-34.04	peak
2	4267.237	6.97	33.60	34.52	43.79	49.84	74.00	-24.16	peak
3	4844.000	7.34	33.98	34.89	43.92	50.35	74.00	-23.65	peak
4	6621.375	8.65	35.60	35.60	43.59	52.24	74.00	-21.76	peak
5	7266.000	9.25	35.83	35.96	43.72	52.84	74.00	-21.16	peak
6 q	9688.000	12.42	37.10	35.56	39.21	53.17	74.00	-20.83	peak



SGS-CSTC Standards Technical Services Co., Ltd.
 Shenzhen Branch (SZEMC) Laboratory

Unless otherwise agreed in writing, this document is issued by the Company subject to its General Conditions of Service printed overleaf, available on request or accessible at <https://www.sgs.com/en/Terms-and-Conditions>. Attention is drawn to the limitation of liability, indemnification and jurisdiction issues defined therein. Any holder of this document is advised that information contained hereon reflects the Company's findings at the time of its intervention only and within the limits of Client's instructions, if any. The Company's sole responsibility is to its Client and this document does not exonerate parties to a transaction from exercising all their rights and obligations under the transaction documents. This document cannot be reproduced except in full, without prior written approval of the Company. Any unauthorized alteration, forgery or falsification of the content or appearance of this document is unlawful and offenders may be prosecuted to the fullest extent of the law. Unless otherwise stated the results shown in this test report refer only to the sample(s) tested and such sample(s) are retained for 30 days only.

Attention: To check the authenticity of testing /inspection report & certificate, please contact us at telephone: (86-755) 8307 1443, or email: CN.Doccheck@sgs.com
 No.1 Workshop, M-10, Middle Section, Science & Technology Park, Nanshan District, Shenzhen, Guangdong, China 518057 t (86-755) 26012053 f (86-755) 26710594 www.sgs.com.cn
 中国·广东·深圳市南山区科技园中区M-10栋1号厂房 邮编: 518057 t (86-755) 26012053 f (86-755) 26710594 sgs.china@sgs.com

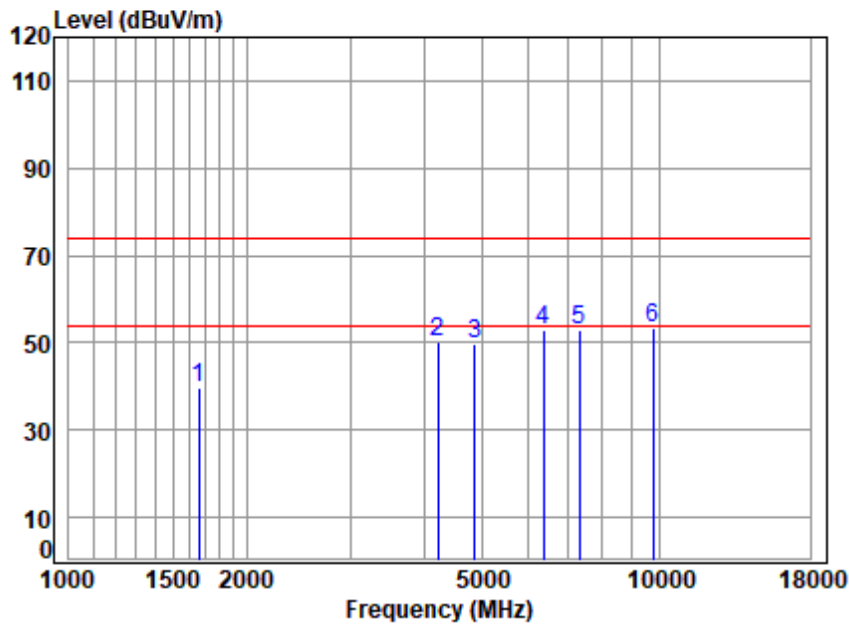
SGS-CSTC Standards Technical Services Co., Ltd. Shenzhen Branch

SZEMC-TRF-01 Rev. A/0 Aug01,2022

Report No.: SZCR230900300002

Page: 97 of 211

Test Mode: 00; Polarity: Horizontal; Modulation:802.11ax(Full RU0); Bandwidth:40MHz; Channel:middle



Site : chamber
Condition: 3m HORIZONTAL
Job No : 03000AT/03001AT
Mode : 2437 TX RSE
: 2.4G WIFI 11AX40

	Freq	Cable Loss	Ant Factor	Preamp Factor	Read Level	Level	Limit Line	Over Limit	Remark
	MHz	dB	dB/m	dB	dBuV	dBuV/m	dBuV/m	dB	
1	1658.337	4.28	26.72	36.50	45.37	39.87	74.00	-34.13	peak
2	4218.186	6.93	33.47	34.48	44.11	50.03	74.00	-23.97	peak
3	4874.000	7.36	34.05	34.91	43.14	49.64	74.00	-24.36	peak
4	6377.195	8.47	35.25	35.38	44.50	52.84	74.00	-21.16	peak
5	7311.000	9.30	35.90	35.97	43.58	52.81	74.00	-21.19	peak
6 q	9748.000	12.46	37.20	35.56	39.38	53.48	74.00	-20.52	peak



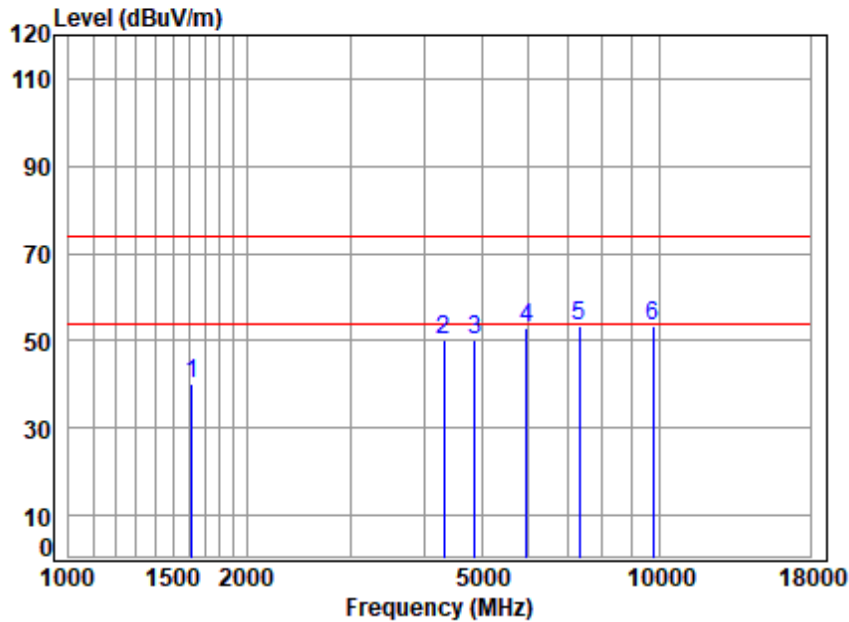
SGS-CSTC Standards Technical Services Co., Ltd.
Shenzhen Branch

Unless otherwise agreed in writing, this document is issued by the Company subject to its General Conditions of Service printed overleaf, available on request or accessible at <https://www.sgs.com/en/Terms-and-Conditions>. Attention is drawn to the limitation of liability, indemnification and jurisdiction issues defined therein. Any holder of this document is advised that information contained hereon reflects the Company's findings at the time of its intervention only and within the limits of Client's instructions, if any. The Company's sole responsibility is to its Client and this document does not exonerate parties to a transaction from exercising all their rights and obligations under the transaction documents. This document cannot be reproduced except in full, without prior written approval of the Company. Any unauthorized alteration, forgery or falsification of the content or appearance of this document is unlawful and offenders may be prosecuted to the fullest extent of the law. Unless otherwise stated the results shown in this test report refer only to the sample(s) tested and such sample(s) are retained for 30 days only.

Attention: To check the authenticity of testing /inspection report & certificate, please contact us at telephone: (86-755) 8307 1443, or email: CN.Doccheck@sgs.com

No.1 Workshop, M-10, Middle Section, Science & Technology Park, Nanshan District, Shenzhen, Guangdong, China 518057 t (86-755) 26012053 f (86-755) 26710594 www.sgs.com.cn
中国·广东·深圳市南山区科技园中区M-10栋1号厂房 邮编: 518057 t (86-755) 26012053 f (86-755) 26710594 sgs.china@sgs.com

Test Mode: 00; Polarity: Vertical; Modulation:802.11ax(Full RU0); Bandwidth:40MHz; Channel:middle



Site : chamber
 Condition: 3m VERTICAL
 Job No : 03000AT/03001AT
 Mode : 2437 TX RSE
 : 2.4G WIFI 11AX40

	Freq	Cable Loss	Ant Factor	Preamp Factor	Read Level	Level	Limit Line	Over Limit	Remark
	MHz	dB	dB/m	dB	dBuV	dBuV/m	dBuV/m	dB	
1	1615.754	4.22	26.56	36.59	45.74	39.93	74.00	-34.07	peak
2	4316.859	7.00	33.60	34.55	43.96	50.01	74.00	-23.99	peak
3	4874.000	7.36	34.05	34.91	43.53	50.03	74.00	-23.97	peak
4	5949.811	8.14	34.90	35.04	44.73	52.73	74.00	-21.27	peak
5	7311.000	9.30	35.90	35.97	44.14	53.37	74.00	-20.63	peak
6 q	9748.000	12.46	37.20	35.56	39.42	53.52	74.00	-20.48	peak



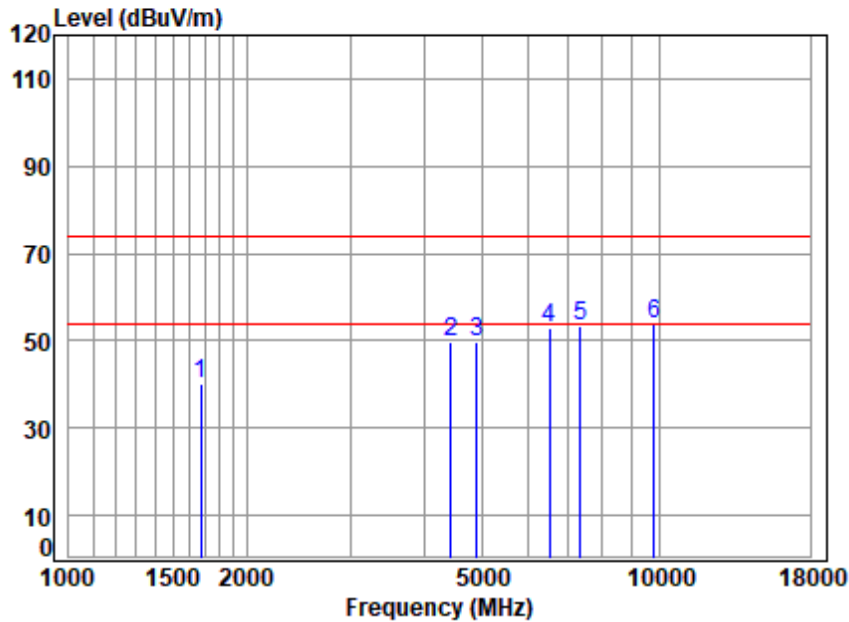
SGS-CSTC Standards Technical Services Co., Ltd. Shenzhen Branch

SZEMC-TRF-01 Rev. A/0 Aug01,2022

Report No.: SZCR230900300002

Page: 99 of 211

Test Mode: 00; Polarity: Horizontal; Modulation:802.11ax(Full RU0); Bandwidth:40MHz; Channel:High



Site : chamber
Condition: 3m HORIZONTAL
Job No : 03000AT/03001AT
Mode : 2452 TX RSE
: 2.4G WIFI 11AX40

	Freq	Cable Loss	Ant Factor	Preamp Factor	Read Level	Level	Limit Line	Over Limit	Remark
	MHz	dB	dB/m	dB	dBuV	dBuV/m	dBuV/m	dB	
1	1672.779	4.30	26.75	36.46	45.68	40.27	74.00	-33.73	peak
2	4443.453	7.09	33.50	34.64	43.56	49.51	74.00	-24.49	peak
3	4904.000	7.37	34.11	34.92	43.21	49.77	74.00	-24.23	peak
4	6526.373	8.58	35.55	35.51	44.20	52.82	74.00	-21.18	peak
5	7356.000	9.36	35.90	35.98	44.26	53.54	74.00	-20.46	peak
6 q	9808.000	12.50	37.22	35.57	39.62	53.77	74.00	-20.23	peak



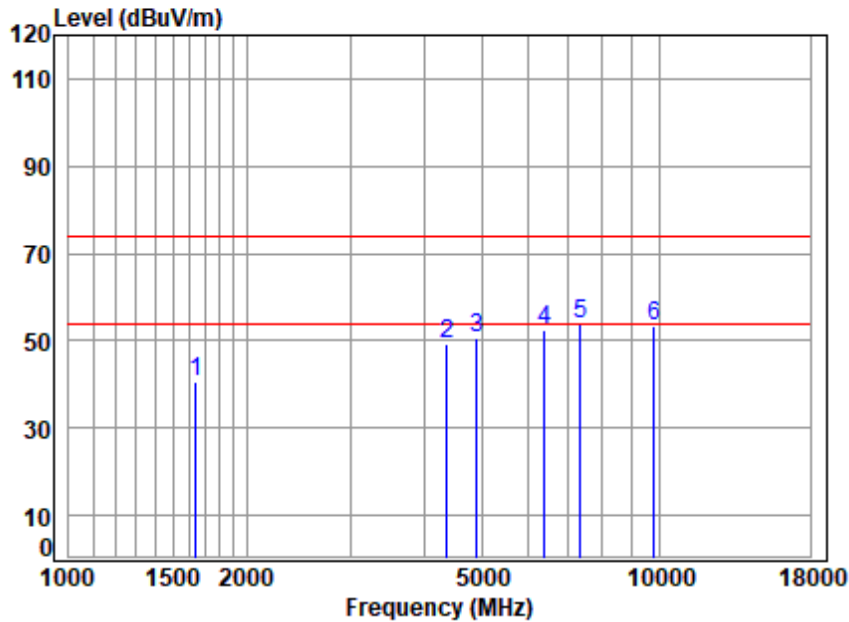
SGS-CSTC Standards Technical Services Co., Ltd.
Shenzhen Branch

Unless otherwise agreed in writing, this document is issued by the Company subject to its General Conditions of Service printed overleaf, available on request or accessible at <https://www.sgs.com/en/Terms-and-Conditions>. Attention is drawn to the limitation of liability, indemnification and jurisdiction issues defined therein. Any holder of this document is advised that information contained hereon reflects the Company's findings at the time of its intervention only and within the limits of Client's instructions, if any. The Company's sole responsibility is to its Client and this document does not exonerate parties to a transaction from exercising all their rights and obligations under the transaction documents. This document cannot be reproduced except in full, without prior written approval of the Company. Any unauthorized alteration, forgery or falsification of the content or appearance of this document is unlawful and offenders may be prosecuted to the fullest extent of the law. Unless otherwise stated the results shown in this test report refer only to the sample(s) tested and such sample(s) are retained for 30 days only.

Attention: To check the authenticity of testing /inspection report & certificate, please contact us at telephone: (86-755) 8307 1443, or email: CN.Doccheck@sgs.com

No.1 Workshop, M-10, Middle Section, Science & Technology Park, Nanshan District, Shenzhen, Guangdong, China 518057 t (86-755) 26012053 f (86-755) 26710594 www.sgs.com.cn
中国·广东·深圳市南山区科技园中区M-10栋1号厂房 邮编: 518057 t (86-755) 26012053 f (86-755) 26710594 sgs.china@sgs.com

Test Mode: 00; Polarity: Vertical; Modulation:802.11ax(Full RU0); Bandwidth:40MHz; Channel:High



Site : chamber
 Condition: 3m VERTICAL
 Job No : 03000AT/03001AT
 Mode : 2452 TX RSE
 : 2.4G WIFI 11AX40

	Freq	Cable Loss	Ant Factor	Preamp Factor	Read Level	Level	Limit Line	Over Limit	Remark
	MHz	dB	dB/m	dB	dBuV	dBuV/m	dBuV/m	dB	
1	1639.274	4.25	26.66	36.54	46.23	40.60	74.00	-33.40	peak
2	4367.058	7.04	33.57	34.59	43.27	49.29	74.00	-24.71	peak
3	4904.000	7.37	34.11	34.92	43.99	50.55	74.00	-23.45	peak
4	6395.654	8.48	35.29	35.40	44.11	52.48	74.00	-21.52	peak
5 q	7356.000	9.36	35.90	35.98	44.62	53.90	74.00	-20.10	peak
6	9808.000	12.50	37.22	35.57	39.45	53.60	74.00	-20.40	peak



8 Test Setup Photo

Refer to Appendix - Test Setup Photo for SZCR2309003000AT

9 EUT Constructional Details (EUT Photos)

Refer to External and Internal Photos for SZCR2309003000AT



10 Appendix

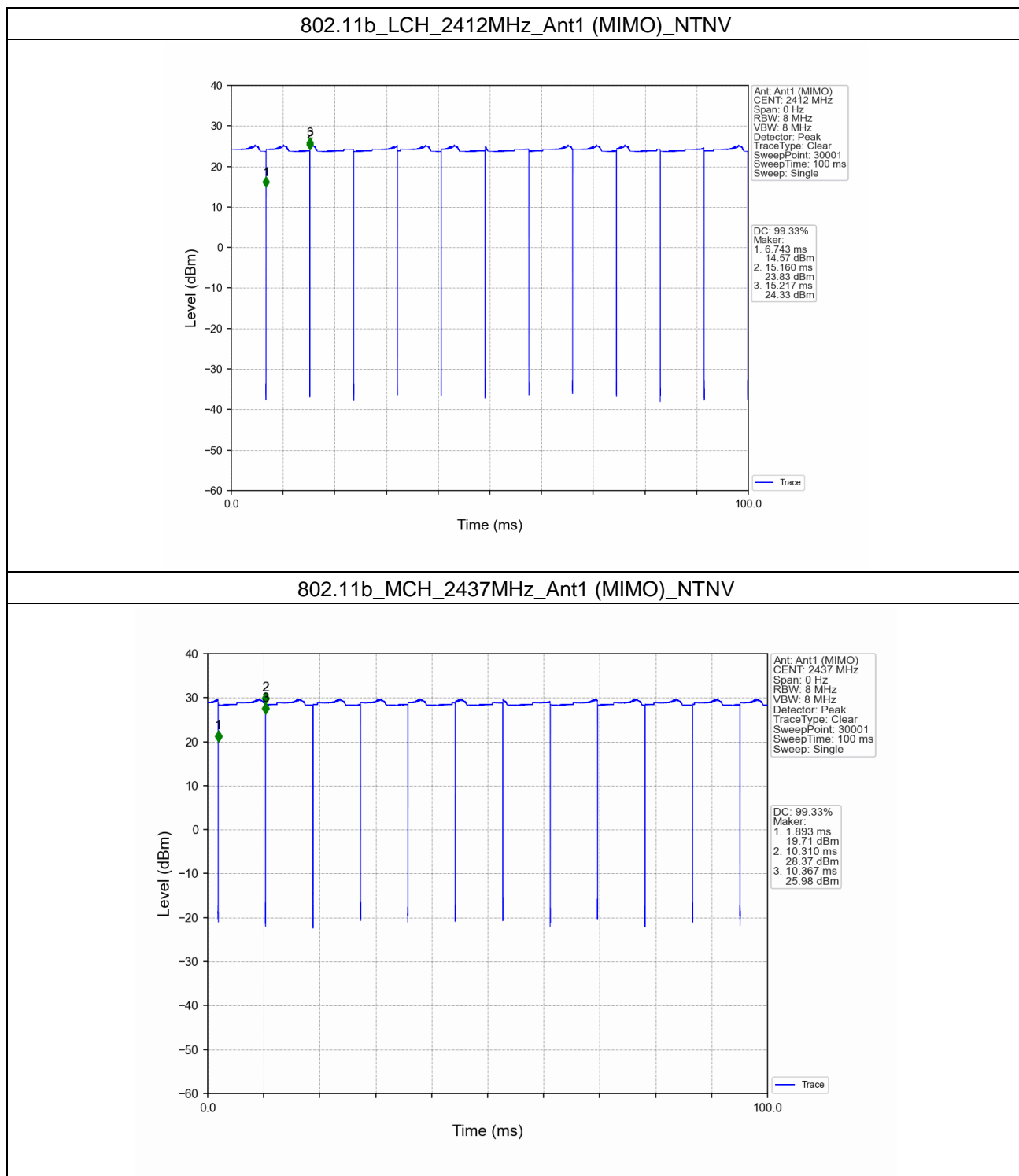
1. Duty Cycle

1.1 Ant1

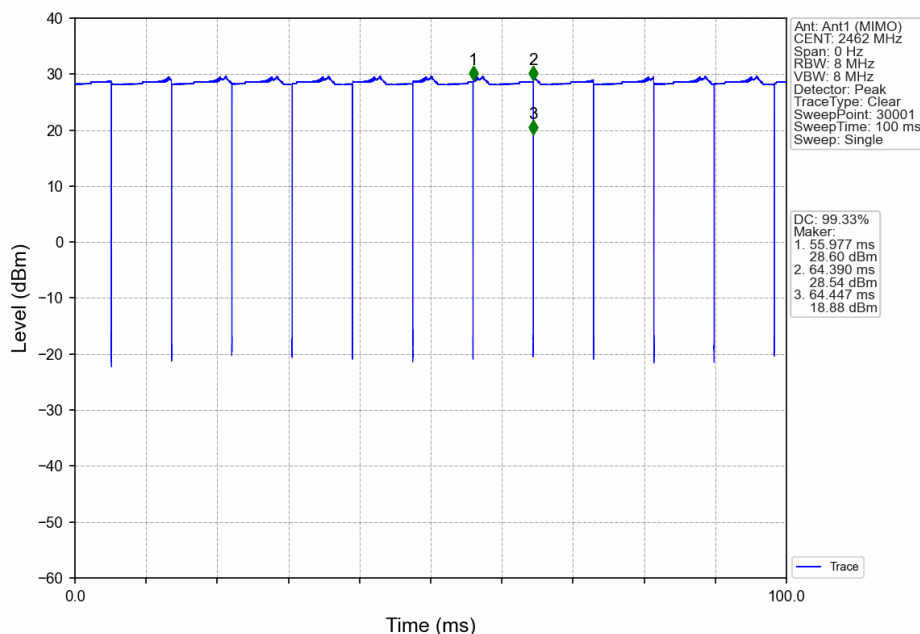
1.1.1 Test Result

Ant1									
Mode	Tx Type	Frequency (MHz)	RU	RU Pos	T_on (ms)	Period (ms)	Duty Cycle (%)	Duty Cycle Correction Factor (dB)	Max. DC Variation (%)
802.11b	MIMO	2412	/	/	8.417	8.474	99.33	0.03	0.04
		2437	/	/	8.417	8.474	99.33	0.03	0.04
		2462	/	/	8.413	8.470	99.33	0.03	0.00
802.11g	MIMO	2412	/	/	1.396	1.454	96.01	0.18	0.03
		2437	/	/	1.396	1.453	96.08	0.17	0.03
		2462	/	/	1.396	1.453	96.08	0.17	0.00
802.11n (HT20)	MIMO	2412	/	/	1.308	1.366	95.75	0.19	0.03
		2437	/	/	1.308	1.365	95.82	0.19	0.03
		2462	/	/	1.308	1.365	95.82	0.19	0.03
802.11n (HT40)	MIMO	2422	/	/	0.636	0.693	91.77	0.37	0.10
		2437	/	/	0.637	0.693	91.92	0.37	0.03
		2452	/	/	0.637	0.693	91.92	0.37	0.03
802.11ax (HEW20)	MIMO	2412	RU242	Left	0.560	0.616	90.91	0.41	0.06
		2437	RU242	Left	0.561	0.617	90.92	0.41	0.04
		2462	RU242	Left	0.561	0.618	90.78	0.42	0.03
802.11ax (HEW40)	MIMO	2422	RU484	Left	0.320	0.376	85.11	0.70	0.04
		2437	RU484	Left	0.321	0.377	85.15	0.70	0.08
		2452	RU484	Left	0.320	0.377	84.88	0.71	0.07

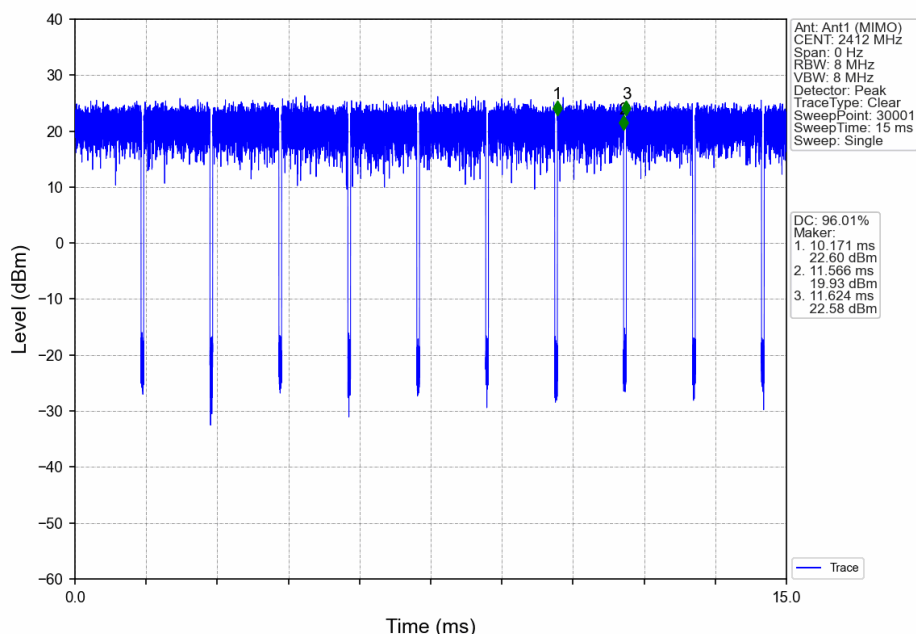
1.1.2 Test Graph



802.11b_HCH_2462MHz_Ant1 (MIMO)_NTNV



802.11g_LCH_2412MHz_Ant1 (MIMO)_NTNV



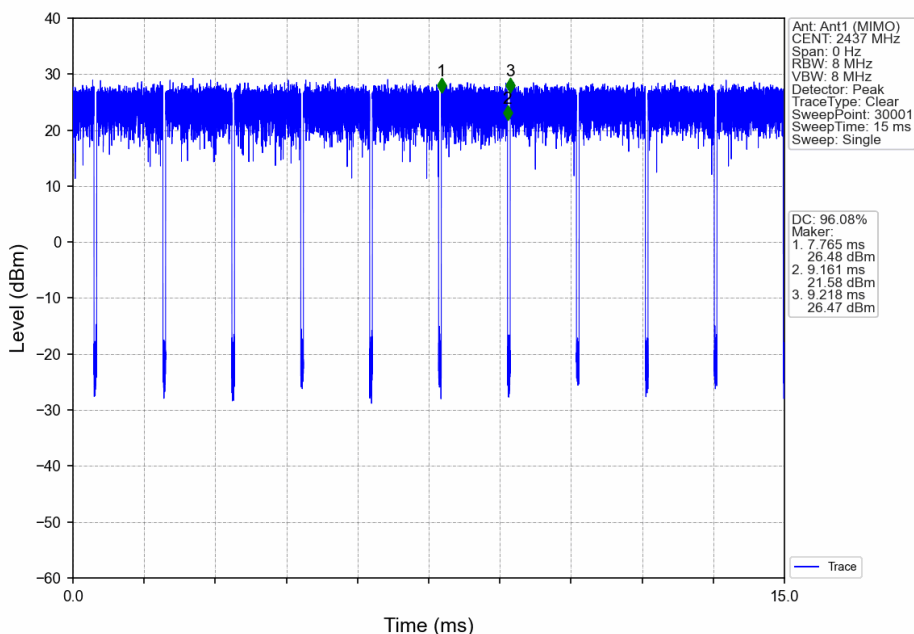
Unless otherwise agreed in writing, this document is issued by the Company subject to its General Conditions of Service printed overleaf, available on request or accessible at <https://www.sgs.com/en/Terms-and-Conditions>. Attention is drawn to the limitation of liability, indemnification and jurisdiction issues defined therein. Any holder of this document is advised that information contained hereon reflects the Company's findings at the time of its intervention only and within the limits of Client's instructions, if any. The Company's sole responsibility is to its Client and this document does not exonerate parties to a transaction from exercising all their rights and obligations under the transaction documents. This document cannot be reproduced except in full, without prior written approval of the Company. Any unauthorized alteration, forgery or falsification of the content or appearance of this document is unlawful and offenders may be prosecuted to the fullest extent of the law. Unless otherwise stated the results shown in this test report refer only to the sample(s) tested and such sample(s) are retained for 30 days only.

Attention: To check the authenticity of testing /inspection report & certificate, please contact us at telephone: (86-755) 8307 1443, or email: CN.Doccheck@sgs.com

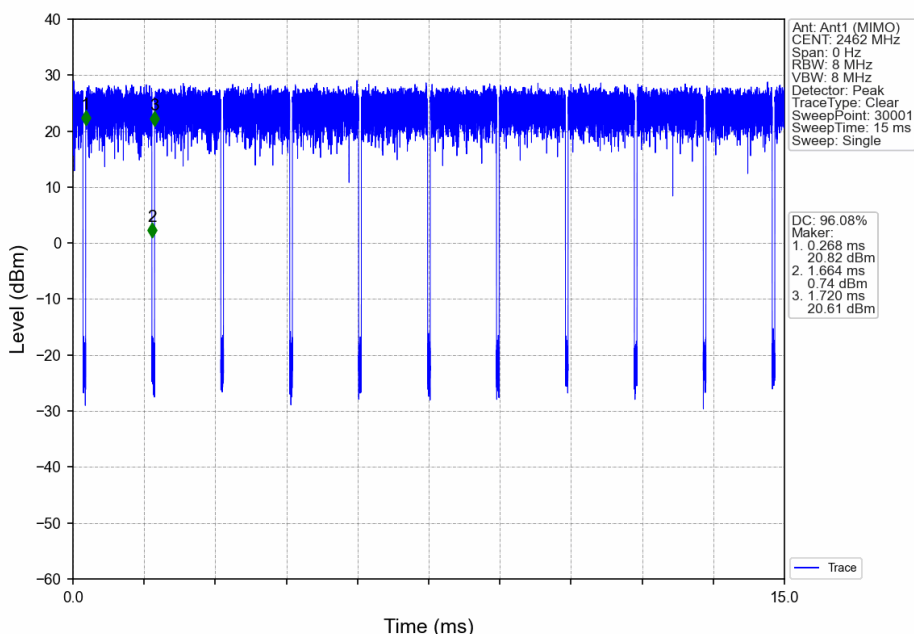
SGS-CSTC Standards Technical Services Co., Ltd.
Shenzhen Branch Testing & Calibration Laboratory

No.1 Workshop, M-10, Middle Section, Science & Technology Park, Nanshan District, Shenzhen, Guangdong, China 518057 t (86-755) 26012053 f (86-755) 26710594 www.sgsgroup.com.cn
中国·广东·深圳市南山区科技园中区M-10栋1号厂房 邮编: 518057 t (86-755) 26012053 f (86-755) 26710594 sgs.china@sgs.com

802.11g_MCH_2437MHz_Ant1 (MIMO)_NTNV



802.11g_HCH_2462MHz_Ant1 (MIMO)_NTNV



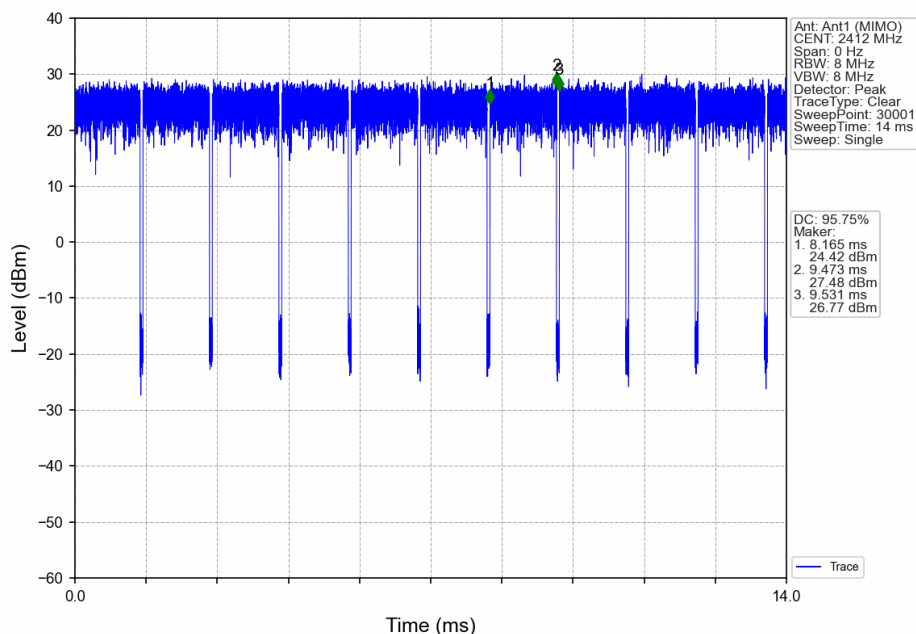
Unless otherwise agreed in writing, this document is issued by the Company subject to its General Conditions of Service printed overleaf, available on request or accessible at <https://www.sgs.com/en/Terms-and-Conditions>. Attention is drawn to the limitation of liability, indemnification and jurisdiction issues defined therein. Any holder of this document is advised that information contained hereon reflects the Company's findings at the time of its intervention only and within the limits of Client's instructions, if any. The Company's sole responsibility is to its Client and this document does not exonerate parties to a transaction from exercising all their rights and obligations under the transaction documents. This document cannot be reproduced except in full, without prior written approval of the Company. Any unauthorized alteration, forgery or falsification of the content or appearance of this document is unlawful and offenders may be prosecuted to the fullest extent of the law. Unless otherwise stated the results shown in this test report refer only to the sample(s) tested and such sample(s) are retained for 30 days only.

Attention: To check the authenticity of testing /inspection report & certificate, please contact us at telephone: (86-755) 8307 1443, or email: CN.Doccheck@sgs.com

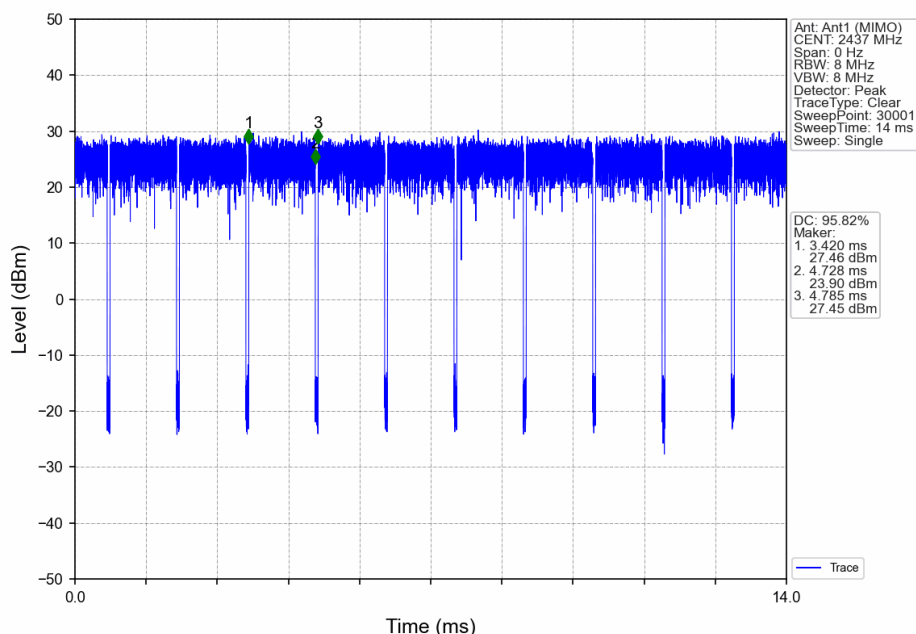
SGS-CSTC Standards Technical Services Co., Ltd.
Shenzhen Branch (Shenzhen) Laboratory

No.1 Workshop, M-10, Middle Section, Science & Technology Park, Nanshan District, Shenzhen, Guangdong, China 518057 t (86-755) 26012053 f (86-755) 26710594 www.sgsgroup.com.cn
中国·广东·深圳市南山区科技园中区M-10栋1号厂房 邮编: 518057 t (86-755) 26012053 f (86-755) 26710594 sgs.china@sgs.com

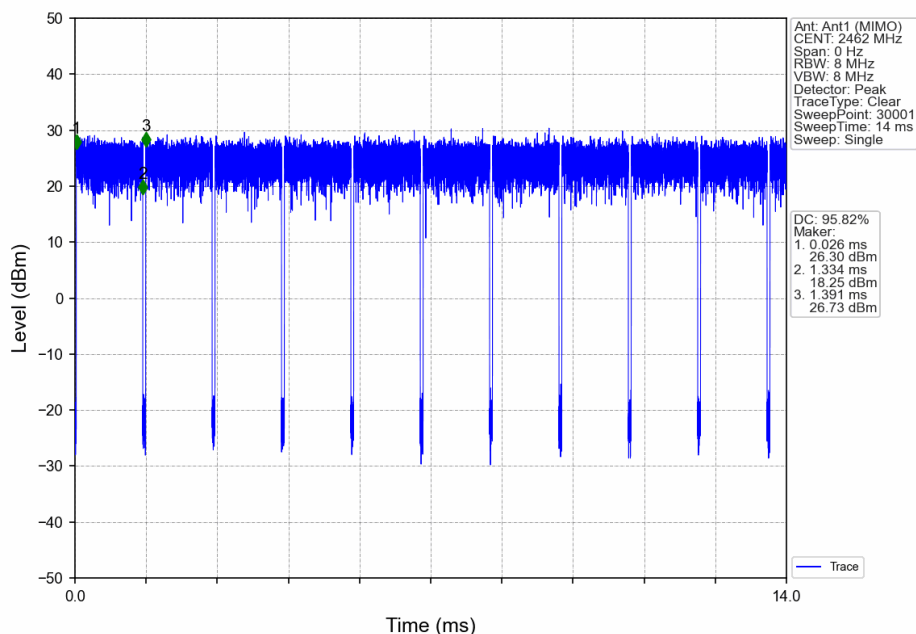
802.11n(HT20)_LCH_2412MHz_Ant1 (MIMO)_NTNV



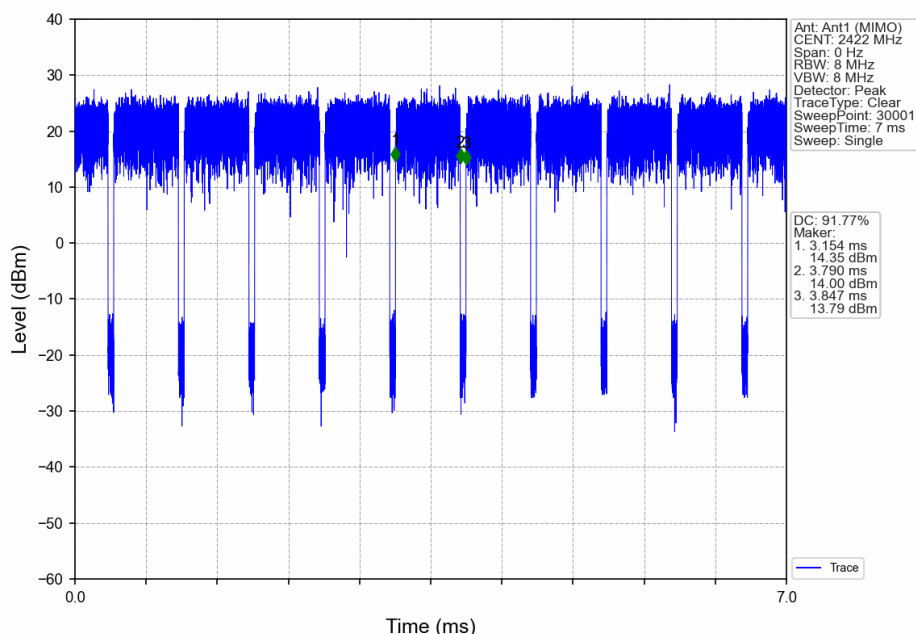
802.11n(HT20)_MCH_2437MHz_Ant1 (MIMO)_NTNV



802.11n(HT20)_HCH_2462MHz_Ant1 (MIMO)_NTNV



802.11n(HT40)_LCH_2422MHz_Ant1 (MIMO)_NTNV



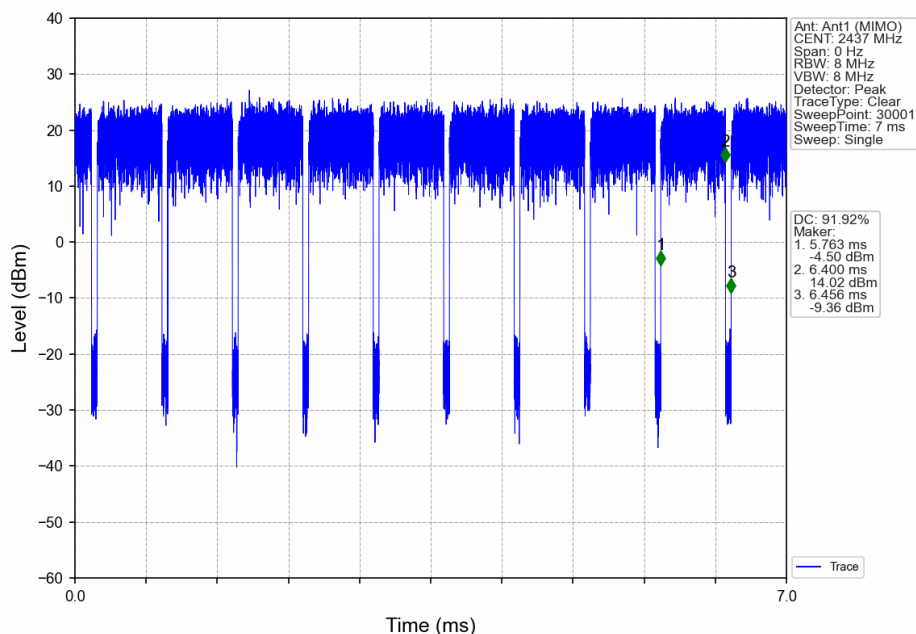
Unless otherwise agreed in writing, this document is issued by the Company subject to its General Conditions of Service printed overleaf, available on request or accessible at <https://www.sgs.com/en/Terms-and-Conditions>. Attention is drawn to the limitation of liability, indemnification and jurisdiction issues defined therein. Any holder of this document is advised that information contained hereon reflects the Company's findings at the time of its intervention only and within the limits of Client's instructions, if any. The Company's sole responsibility is to its Client and this document does not exonerate parties to a transaction from exercising all their rights and obligations under the transaction documents. This document cannot be reproduced except in full, without prior written approval of the Company. Any unauthorized alteration, forgery or falsification of the content or appearance of this document is unlawful and offenders may be prosecuted to the fullest extent of the law. Unless otherwise stated the results shown in this test report refer only to the sample(s) tested and such sample(s) are retained for 30 days only.

Attention: To check the authenticity of testing /inspection report & certificate, please contact us at telephone: (86-755) 8307 1443, or email: CN.Doccheck@sgs.com

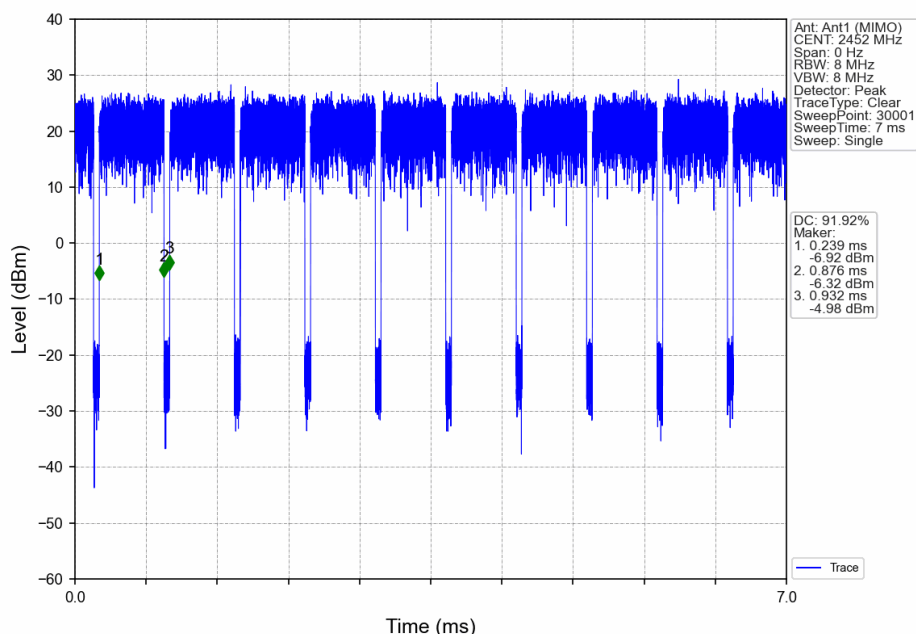
SGS-CSTC Standards Technical Services Co., Ltd.
Shenzhen Branch Testing & Calibration Laboratory

No.1 Workshop, M-10, Middle Section, Science & Technology Park, Nanshan District, Shenzhen, Guangdong, China 518057 t (86-755) 26012053 f (86-755) 26710594 www.sgs.com.cn
中国·广东·深圳市南山区科技园中区M-10栋1号厂房 邮编: 518057 t (86-755) 26012053 f (86-755) 26710594 sgs.china@sgs.com

802.11n(HT40)_MCH_2437MHz_Ant1 (MIMO)_NTNV



802.11n(HT40)_HCH_2452MHz_Ant1 (MIMO)_NTNV



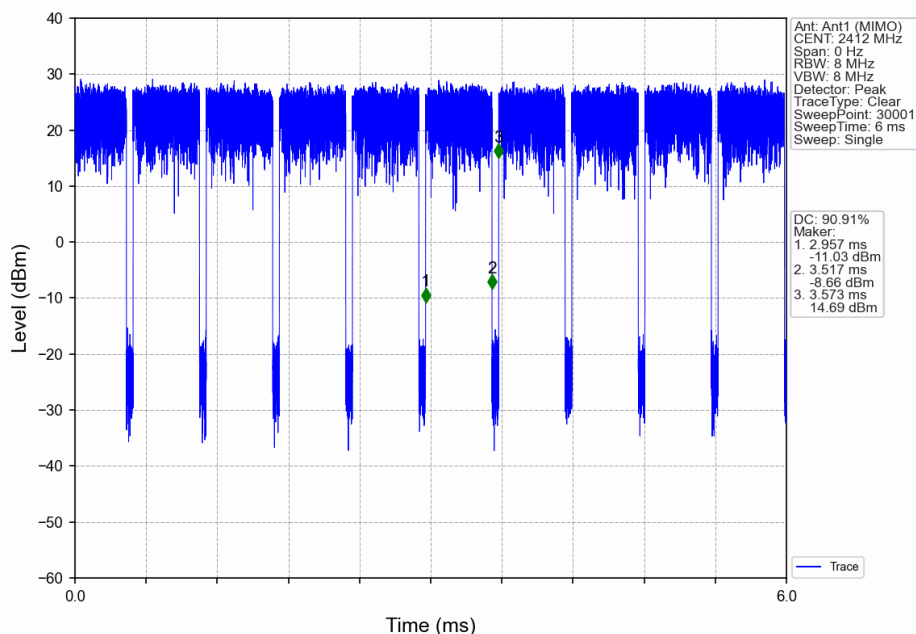
Unless otherwise agreed in writing, this document is issued by the Company subject to its General Conditions of Service printed overleaf, available on request or accessible at <https://www.sgs.com/en/Terms-and-Conditions>. Attention is drawn to the limitation of liability, indemnification and jurisdiction issues defined therein. Any holder of this document is advised that information contained hereon reflects the Company's findings at the time of its intervention only and within the limits of Client's instructions, if any. The Company's sole responsibility is to its Client and this document does not exonerate parties to a transaction from exercising all their rights and obligations under the transaction documents. This document cannot be reproduced except in full, without prior written approval of the Company. Any unauthorized alteration, forgery or falsification of the content or appearance of this document is unlawful and offenders may be prosecuted to the fullest extent of the law. Unless otherwise stated the results shown in this test report refer only to the sample(s) tested and such sample(s) are retained for 30 days only.

Attention: To check the authenticity of testing /inspection report & certificate, please contact us at telephone: (86-755) 8307 1443, or email: CN.Doccheck@sgs.com

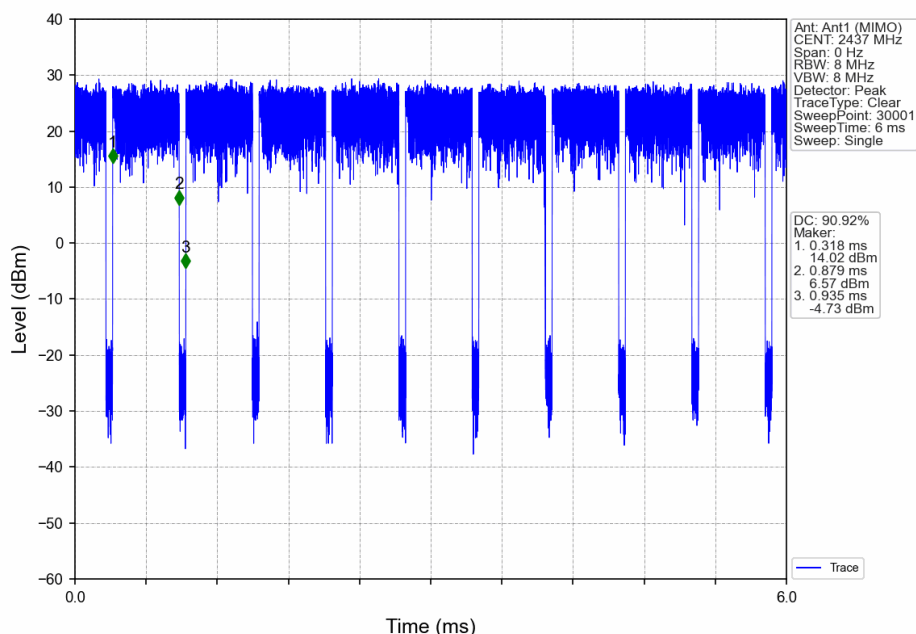
SGS-CSTC Standards Technical Services Co., Ltd.
Shenzhen Branch Testing & Calibration Laboratory

No.1 Workshop, M-10, Middle Section, Science & Technology Park, Nanshan District, Shenzhen, Guangdong, China 518057 t (86-755) 26012053 f (86-755) 26710594 www.sgsgroup.com.cn
中国·广东·深圳市南山区科技园中区M-10栋1号厂房 邮编: 518057 t (86-755) 26012053 f (86-755) 26710594 sgs.china@sgs.com

802.11ax(HEW20)_LCH_2412MHz_RU242_Left_Ant1 (MIMO)_NTNV



802.11ax(HEW20)_MCH_2437MHz_RU242_Left_Ant1 (MIMO)_NTNV



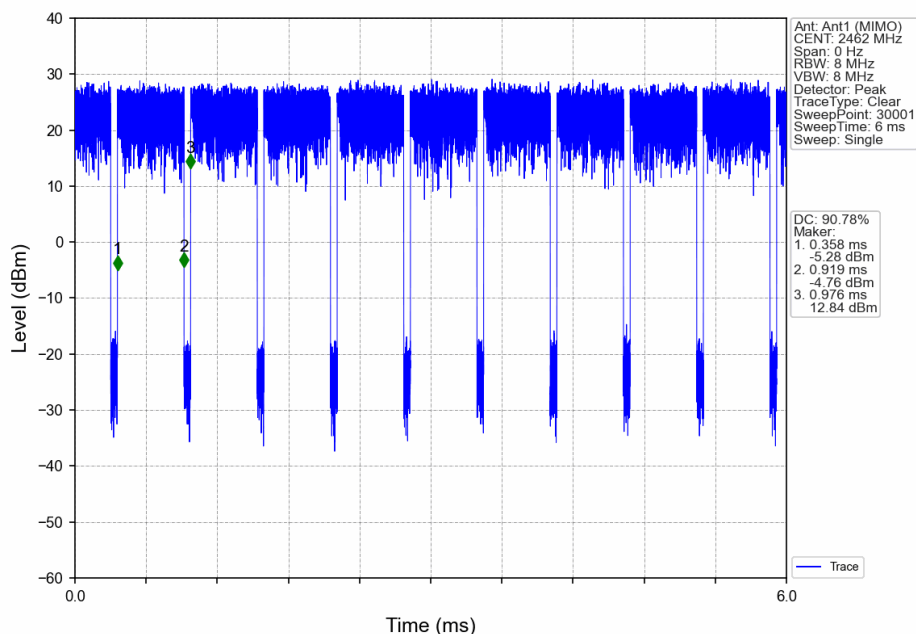
Unless otherwise agreed in writing, this document is issued by the Company subject to its General Conditions of Service printed overleaf, available on request or accessible at <https://www.sgs.com/en/Terms-and-Conditions>. Attention is drawn to the limitation of liability, indemnification and jurisdiction issues defined therein. Any holder of this document is advised that information contained hereon reflects the Company's findings at the time of its intervention only and within the limits of Client's instructions, if any. The Company's sole responsibility is to its Client and this document does not exonerate parties to a transaction from exercising all their rights and obligations under the transaction documents. This document cannot be reproduced except in full, without prior written approval of the Company. Any unauthorized alteration, forgery or falsification of the content or appearance of this document is unlawful and offenders may be prosecuted to the fullest extent of the law. Unless otherwise stated the results shown in this test report refer only to the sample(s) tested and such sample(s) are retained for 30 days only.

Attention: To check the authenticity of testing /inspection report & certificate, please contact us at telephone: (86-755) 8307 1443, or email: CN.Doccheck@sgs.com

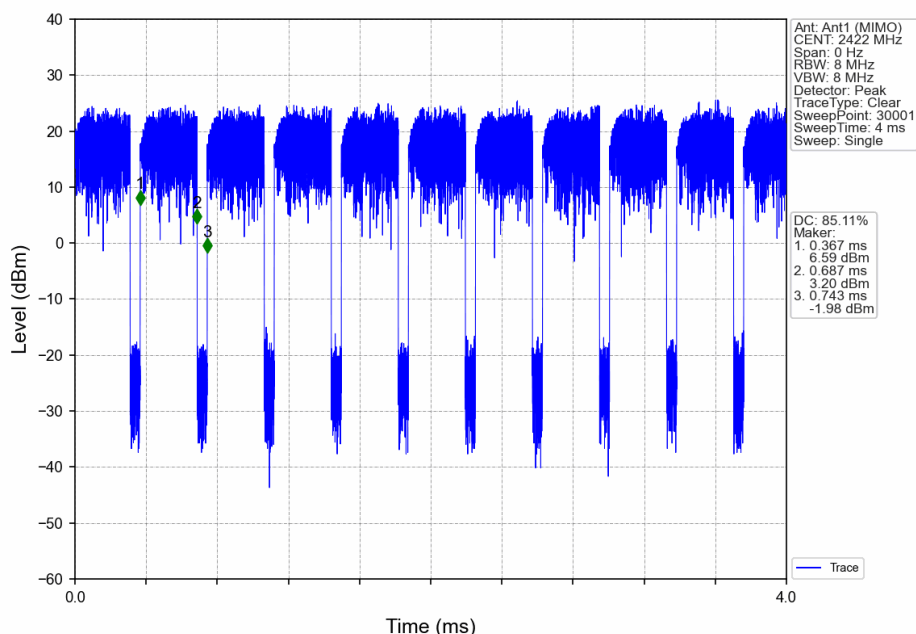
SGS-CSTC Standards Technical Services Co., Ltd.
Shenzhen Branch

No.1 Workshop, M-10, Middle Section, Science & Technology Park, Nanshan District, Shenzhen, Guangdong, China 518057 t (86-755) 26012053 f (86-755) 26710594 www.sgsgroup.com.cn
中国·广东·深圳市南山区科技园中区M-10栋1号厂房 邮编: 518057 t (86-755) 26012053 f (86-755) 26710594 sgs.china@sgs.com

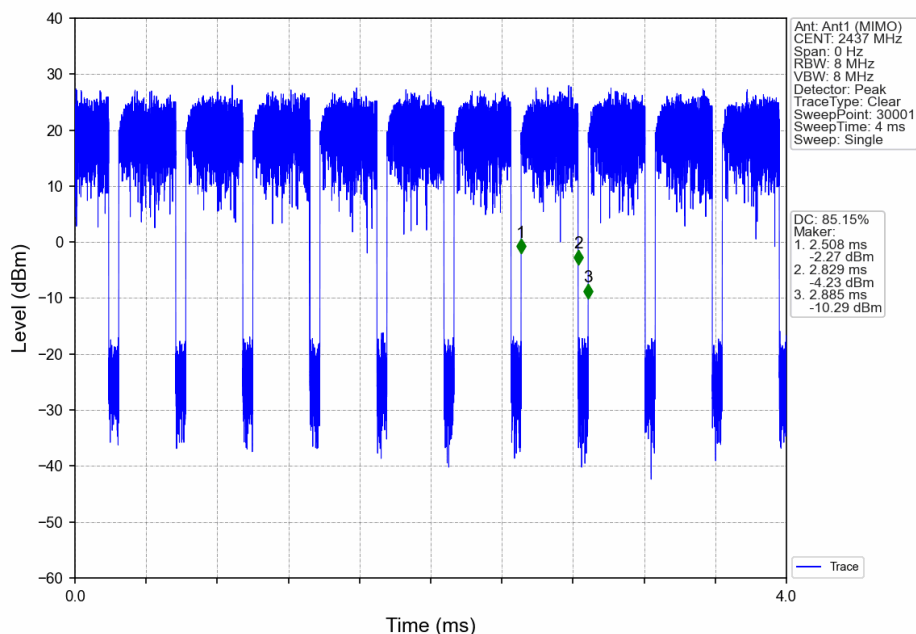
802.11ax(HEW20)_HCH_2462MHz_RU242_Left_Ant1 (MIMO)_NTNV



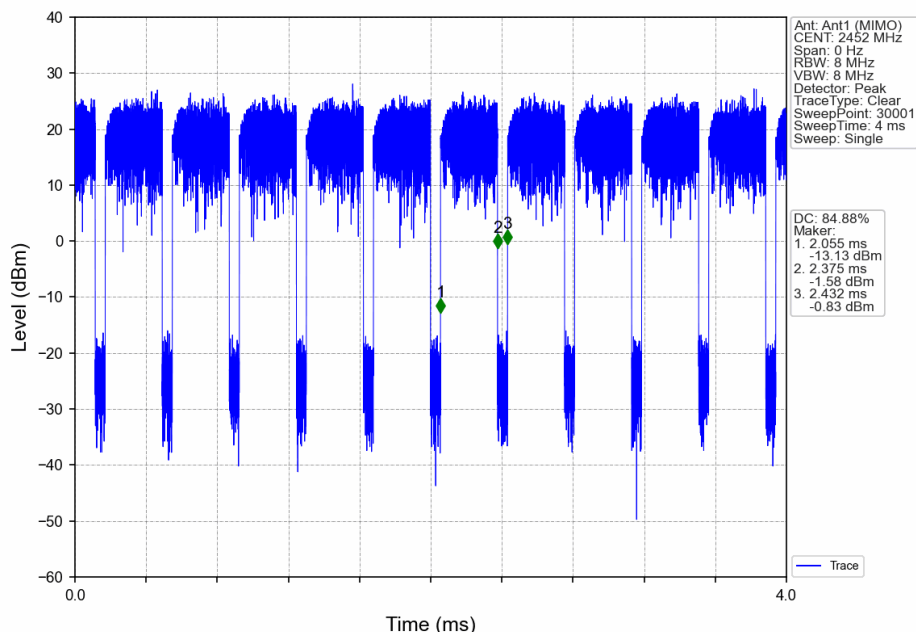
802.11ax(HEW40)_LCH_2422MHz_RU484_Left_Ant1 (MIMO)_NTNV



802.11ax(HEW40)_MCH_2437MHz_RU484_Left_Ant1 (MIMO)_NTNV



802.11ax(HEW40)_HCH_2452MHz_RU484_Left_Ant1 (MIMO)_NTNV



2. Bandwidth

2.1 OBW

2.1.1 Test Result

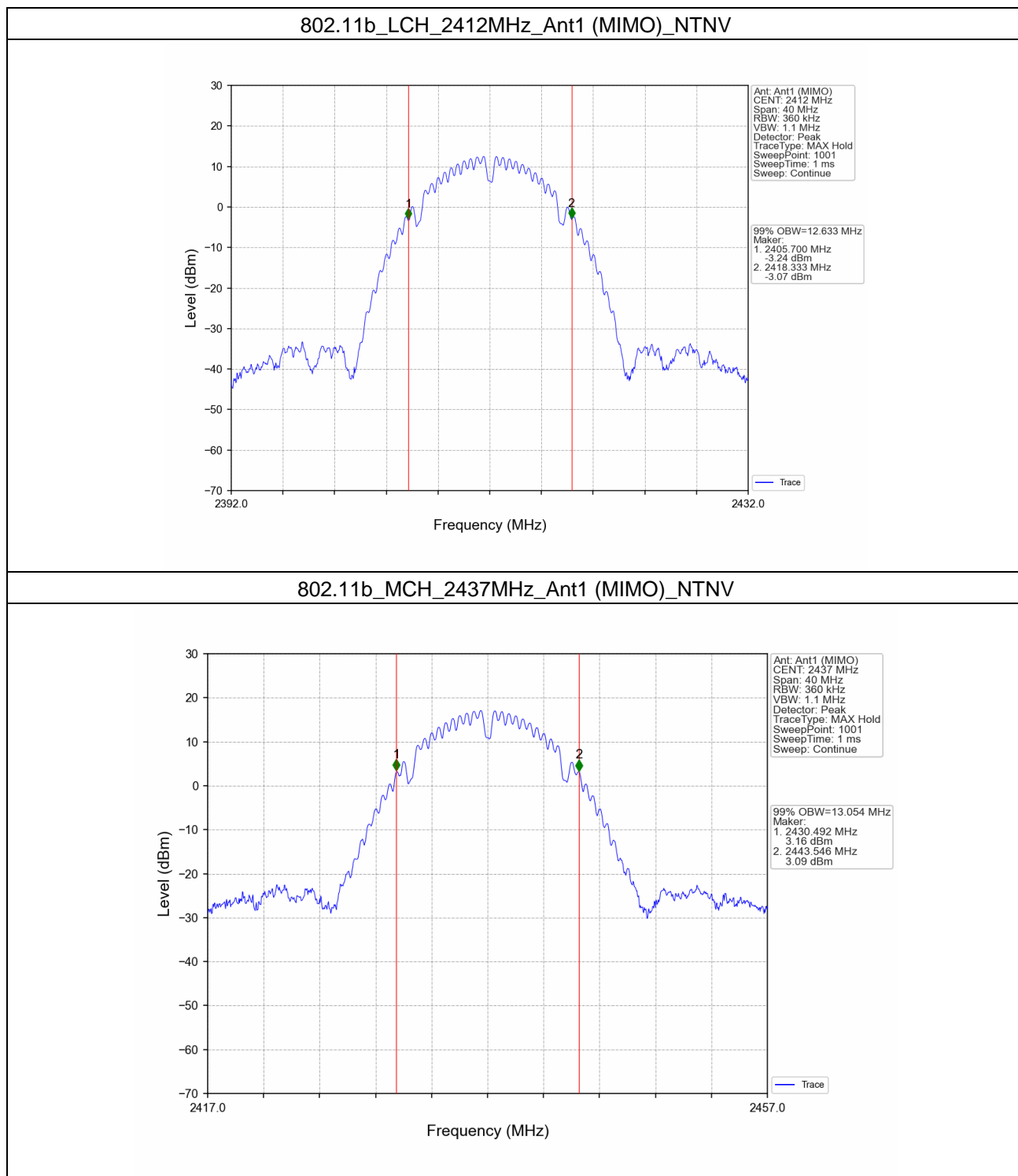
Mode	TX Type	Frequency (MHz)	RU	RU Pos	ANT	99% Occupied Bandwidth (MHz)	Verdict
						Result	
802.11b	MIMO	2412	/	/	1	12.633	Pass
		2437	/	/	1	13.054	Pass
		2462	/	/	1	12.749	Pass
802.11g	MIMO	2412	/	/	1	17.626	Pass
		2437	/	/	1	18.438	Pass
		2462	/	/	1	18.447	Pass
802.11n (HT20)	MIMO	2412	/	/	1	19.268	Pass
		2437	/	/	1	20.492	Pass
		2462	/	/	1	19.940	Pass
802.11n (HT40)	MIMO	2422	/	/	1	37.329	Pass
		2437	/	/	1	37.306	Pass
		2452	/	/	1	37.692	Pass
802.11ax (HEW20)	MIMO	2412	RU242	Left	1	19.088	Pass
		2437	RU242	Left	1	19.575	Pass
		2462	RU242	Left	1	19.576	Pass
802.11ax (HEW40)	MIMO	2422	RU484	Left	1	37.966	Pass
		2437	RU484	Left	1	38.541	Pass
		2452	RU484	Left	1	38.206	Pass



Unless otherwise agreed in writing, this document is issued by the Company subject to its General Conditions of Service printed overleaf, available on request or accessible at <https://www.sgs.com/en/Terms-and-Conditions>. Attention is drawn to the limitation of liability, indemnification and jurisdiction issues defined therein. Any holder of this document is advised that information contained hereon reflects the Company's findings at the time of its intervention only and within the limits of Client's instructions, if any. The Company's sole responsibility is to its Client and this document does not exonerate parties to a transaction from exercising all their rights and obligations under the transaction documents. This document cannot be reproduced except in full, without prior written approval of the Company. Any unauthorized alteration, forgery or falsification of the content or appearance of this document is unlawful and offenders may be prosecuted to the fullest extent of the law. Unless otherwise stated the results shown in this test report refer only to the sample(s) tested and such sample(s) are retained for 30 days only.

Attention: To check the authenticity of testing / inspection report & certificate, please contact us at telephone: (86-755) 8307 1443, or email: CN.Doccheck@sgs.com

2.1.2 Test Graph



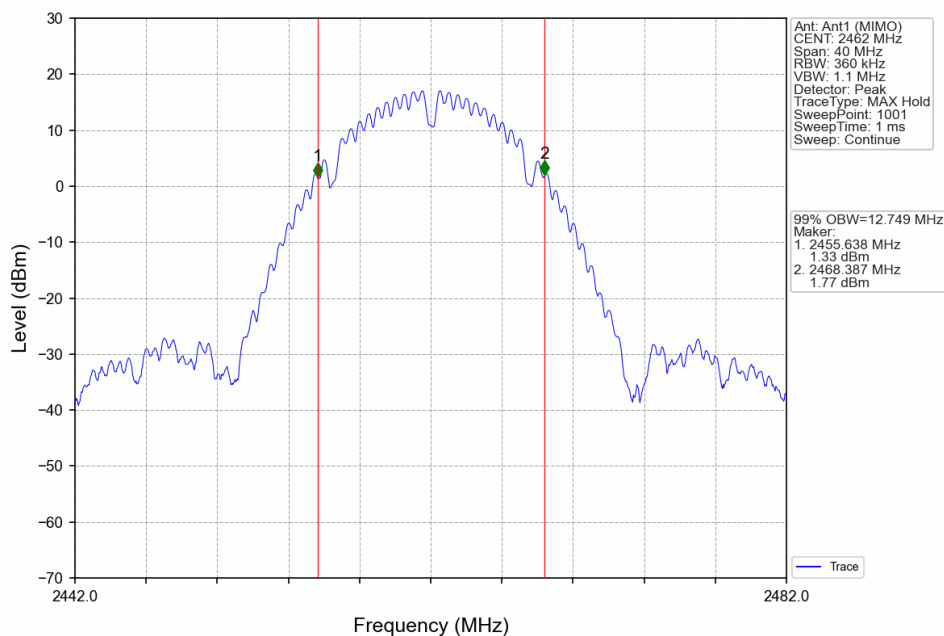
Unless otherwise agreed in writing, this document is issued by the Company subject to its General Conditions of Service printed overleaf, available on request or accessible at <https://www.sgs.com/en/Terms-and-Conditions>. Attention is drawn to the limitation of liability, indemnification and jurisdiction issues defined therein. Any holder of this document is advised that information contained hereon reflects the Company's findings at the time of its intervention only and within the limits of Client's instructions, if any. The Company's sole responsibility is to its Client and this document does not exonerate parties to a transaction from exercising all their rights and obligations under the transaction documents. This document cannot be reproduced except in full, without prior written approval of the Company. Any unauthorized alteration, forgery or falsification of the content or appearance of this document is unlawful and offenders may be prosecuted to the fullest extent of the law. Unless otherwise stated the results shown in this test report refer only to the sample(s) tested and such sample(s) are retained for 30 days only.

Attention: To check the authenticity of testing /inspection report & certificate, please contact us at telephone: (86-755) 8307 1443, or email: CN.Doccheck@sgs.com

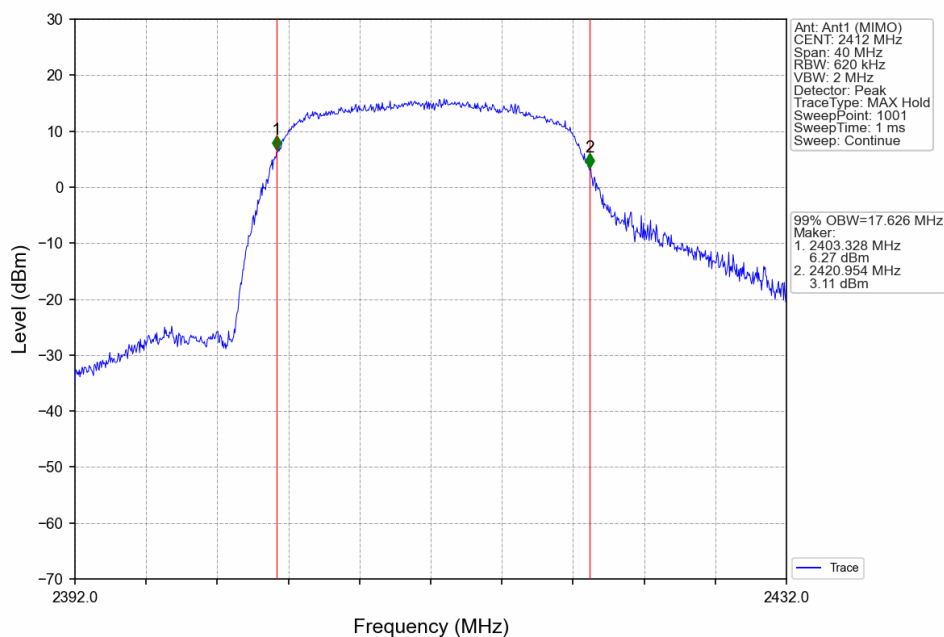
SGS-CSTC Standards Technical Services Co., Ltd.
Shenzhen Branch Testing & Calibration Laboratory

No.1 Workshop, M-10, Middle Section, Science & Technology Park, Nanshan District, Shenzhen, Guangdong, China 518057 t (86-755) 26012053 f (86-755) 26710594 www.sgs.com.cn
中国·广东·深圳市南山区科技园中区M-10栋1号厂房 邮编: 518057 t (86-755) 26012053 f (86-755) 26710594 sgs.china@sgs.com

802.11b_HCH_2462MHz_Ant1 (MIMO)_NTNV



802.11g_LCH_2412MHz_Ant1 (MIMO)_NTNV



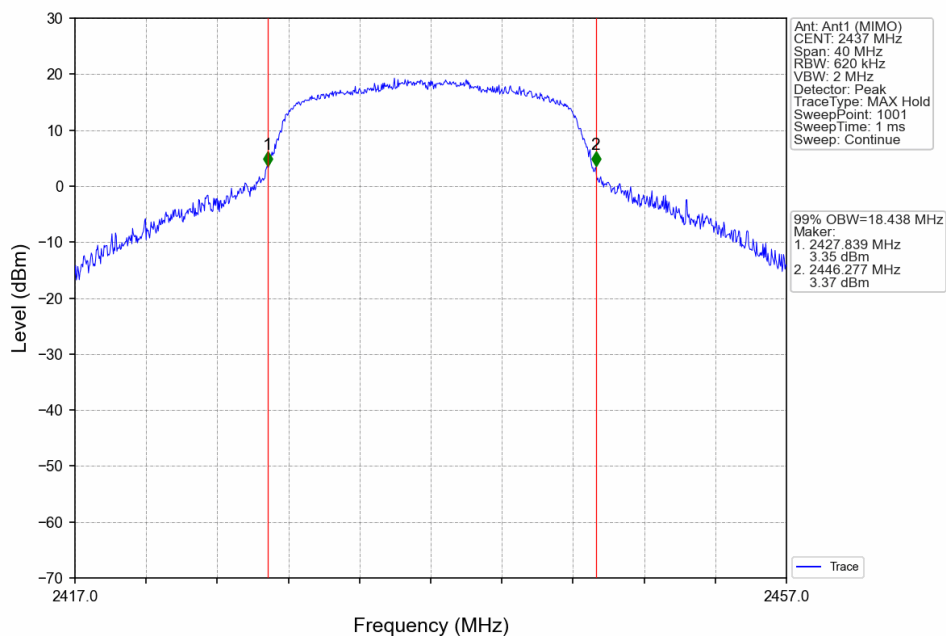
Unless otherwise agreed in writing, this document is issued by the Company subject to its General Conditions of Service printed overleaf, available on request or accessible at <https://www.sgs.com/en/Terms-and-Conditions>. Attention is drawn to the limitation of liability, indemnification and jurisdiction issues defined therein. Any holder of this document is advised that information contained hereon reflects the Company's findings at the time of its intervention only and within the limits of Client's instructions, if any. The Company's sole responsibility is to its Client and this document does not exonerate parties to a transaction from exercising all their rights and obligations under the transaction documents. This document cannot be reproduced except in full, without prior written approval of the Company. Any unauthorized alteration, forgery or falsification of the content or appearance of this document is unlawful and offenders may be prosecuted to the fullest extent of the law. Unless otherwise stated the results shown in this test report refer only to the sample(s) tested and such sample(s) are retained for 30 days only.

Attention: To check the authenticity of testing /inspection report & certificate, please contact us at telephone: (86-755) 8307 1443, or email: CN.Doccheck@sgs.com

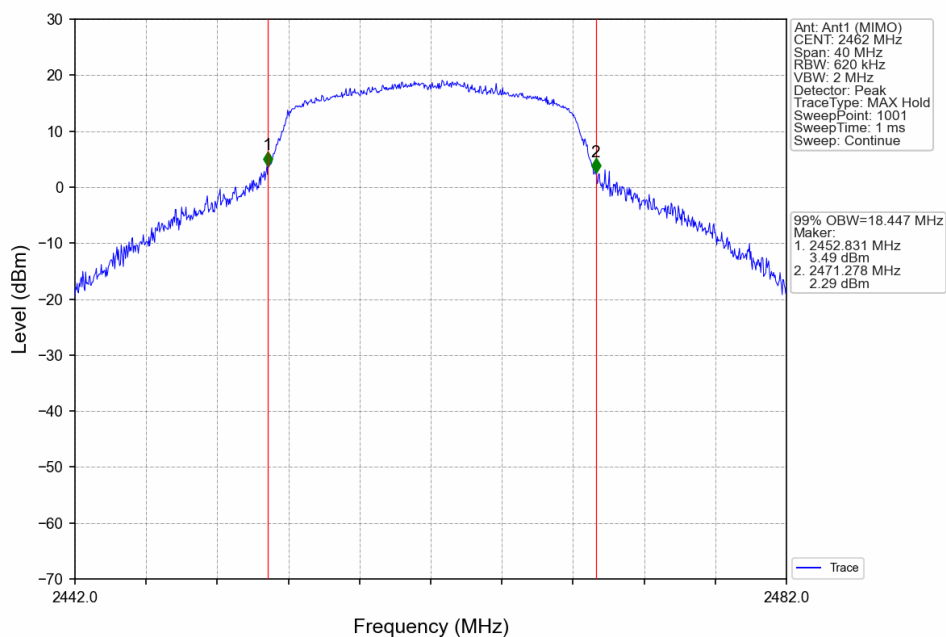
SGS-CSTC Standards Technical Services Co., Ltd.
Shenzhen Branch Testing & Calibration Laboratory

No.1 Workshop, M-10, Middle Section, Science & Technology Park, Nanshan District, Shenzhen, Guangdong, China 518057 t (86-755) 26012053 f (86-755) 26710594 www.sgsgroup.com.cn
中国·广东·深圳市南山区科技园中区M-10栋1号厂房 邮编: 518057 t (86-755) 26012053 f (86-755) 26710594 sgs.china@sgs.com

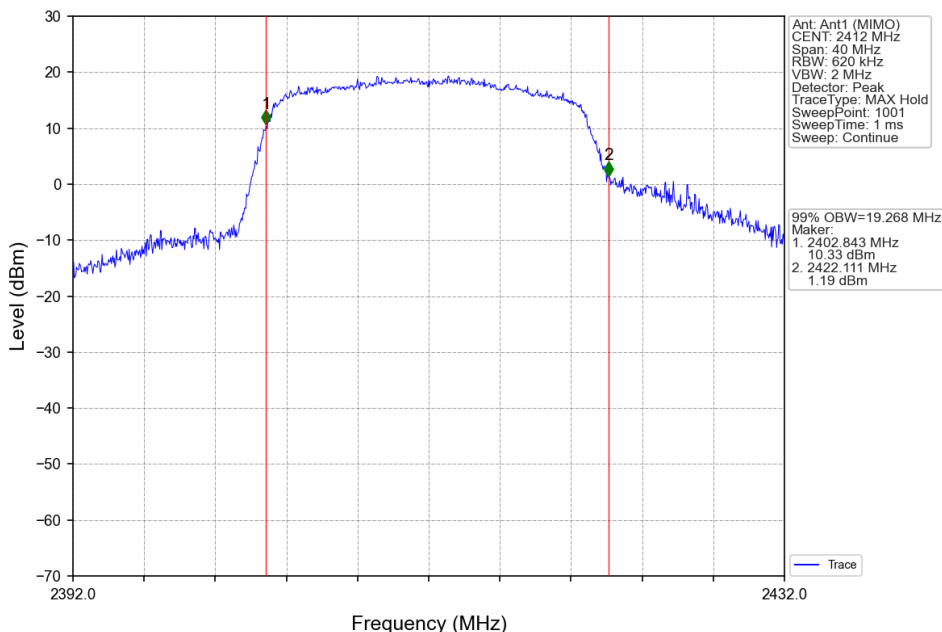
802.11g_MCH_2437MHz_Ant1 (MIMO)_NTNV



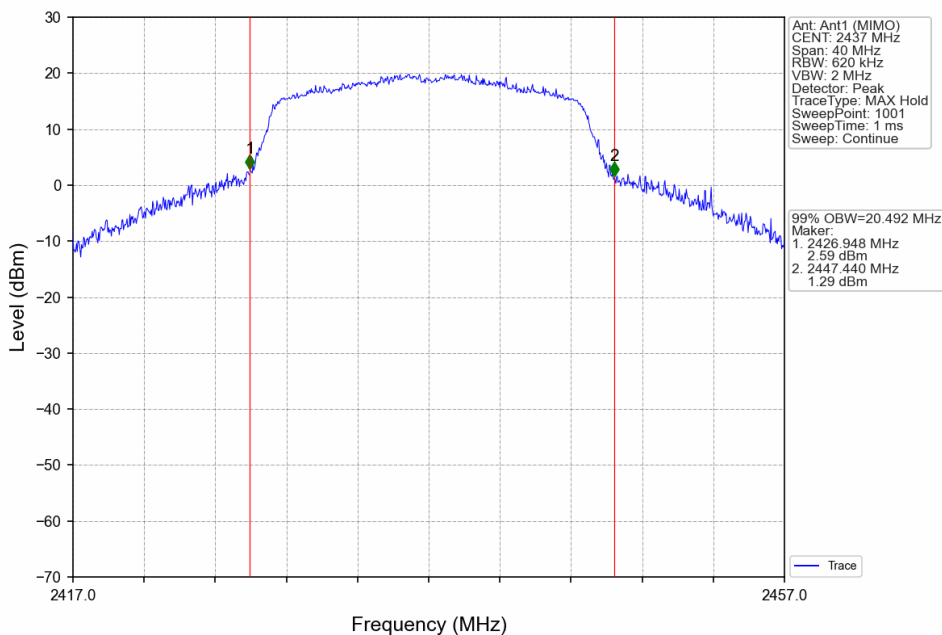
802.11g_HCH_2462MHz_Ant1 (MIMO)_NTNV



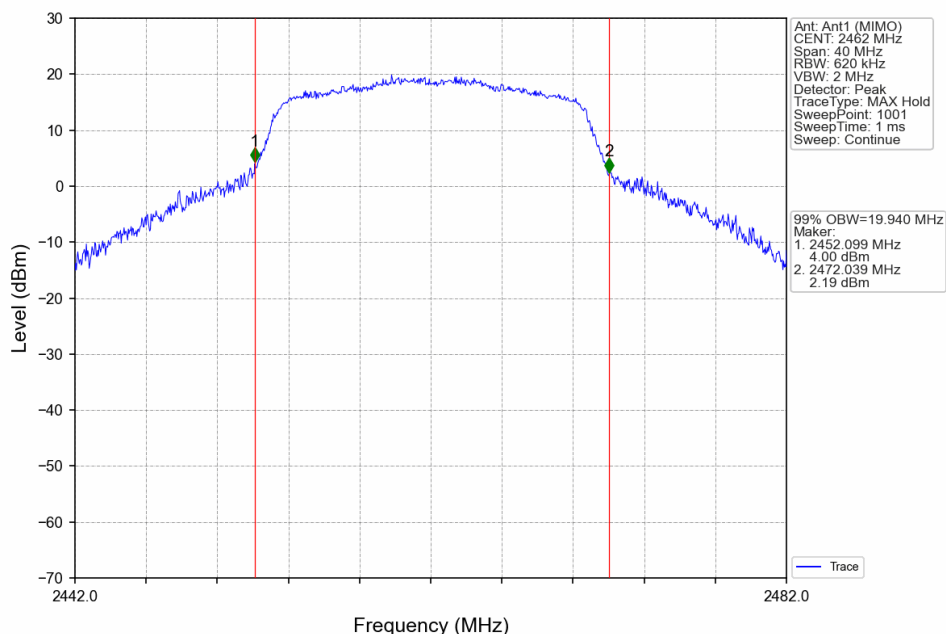
802.11n(HT20)_LCH_2412MHz_Ant1 (MIMO)_NTNV



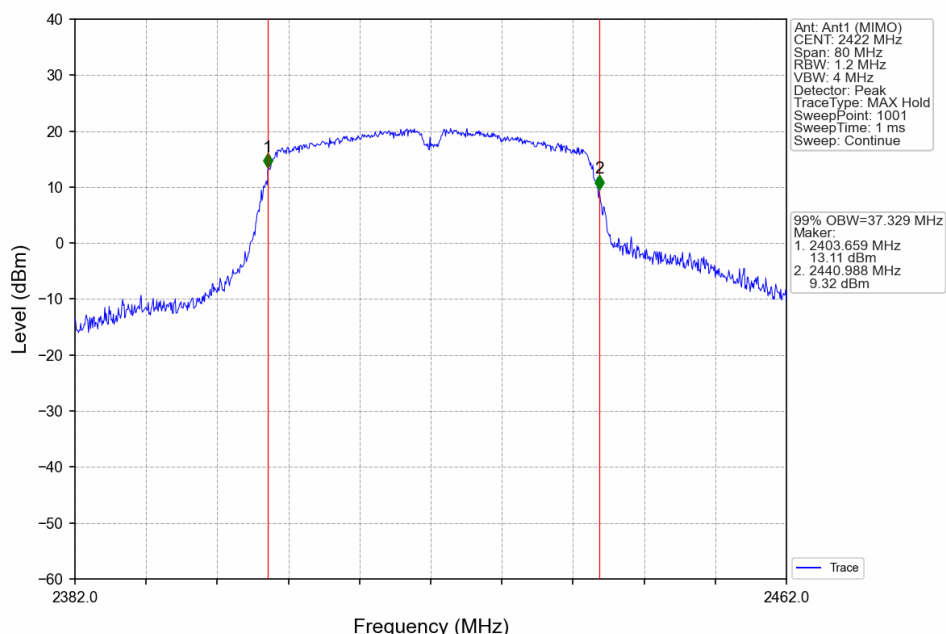
802.11n(HT20)_MCH_2437MHz_Ant1 (MIMO)_NTNV



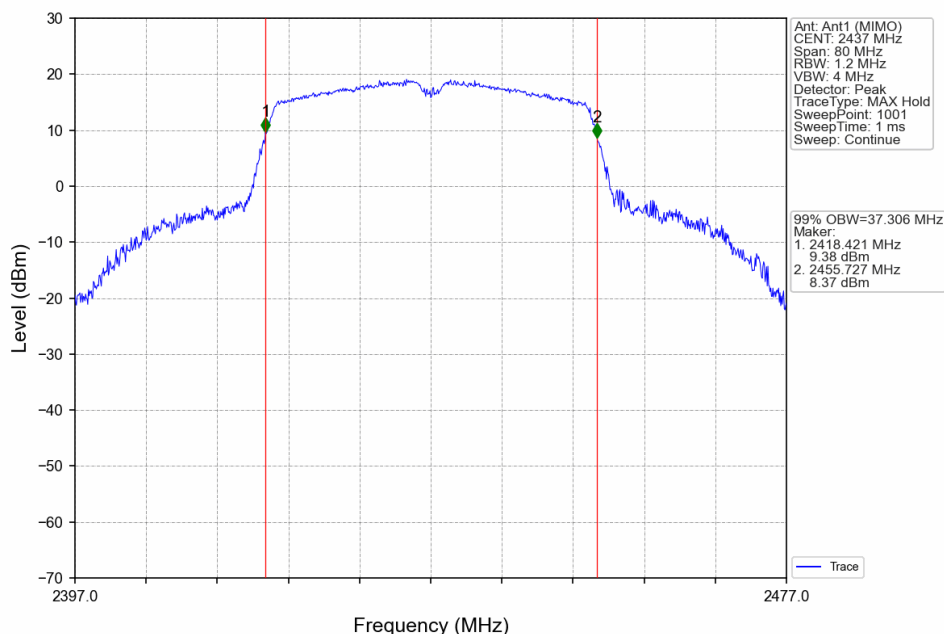
802.11n(HT20)_HCH_2462MHz_Ant1 (MIMO)_NTNV



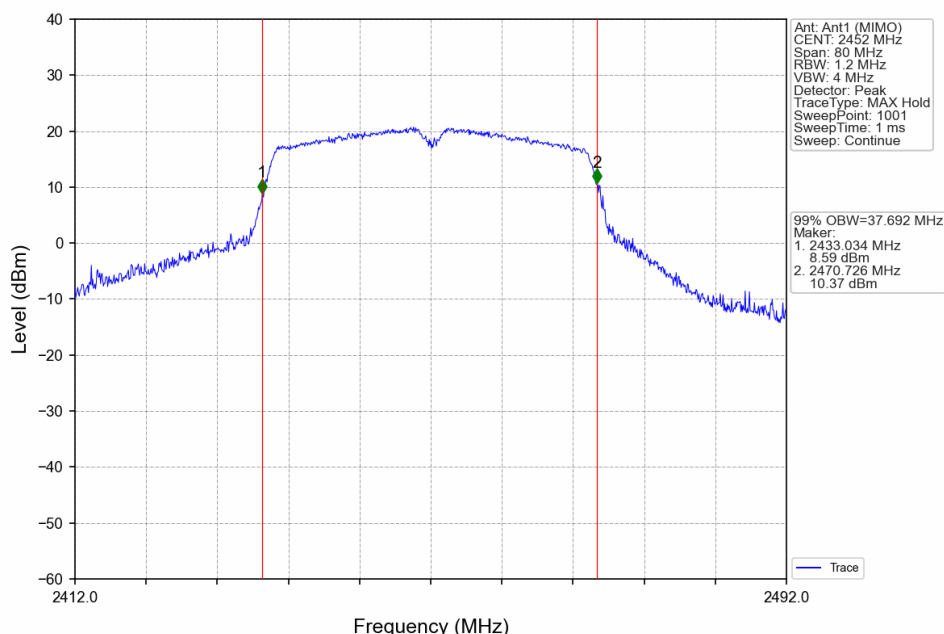
802.11n(HT40)_LCH_2422MHz_Ant1 (MIMO)_NTNV



802.11n(HT40)_MCH_2437MHz_Ant1 (MIMO)_NTNV



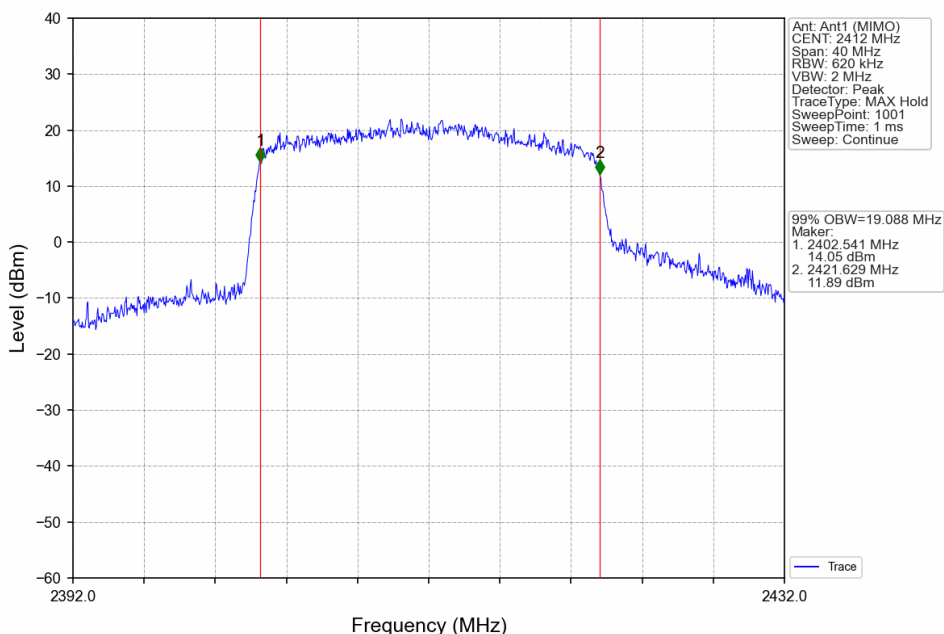
802.11n(HT40)_HCH_2452MHz_Ant1 (MIMO)_NTNV



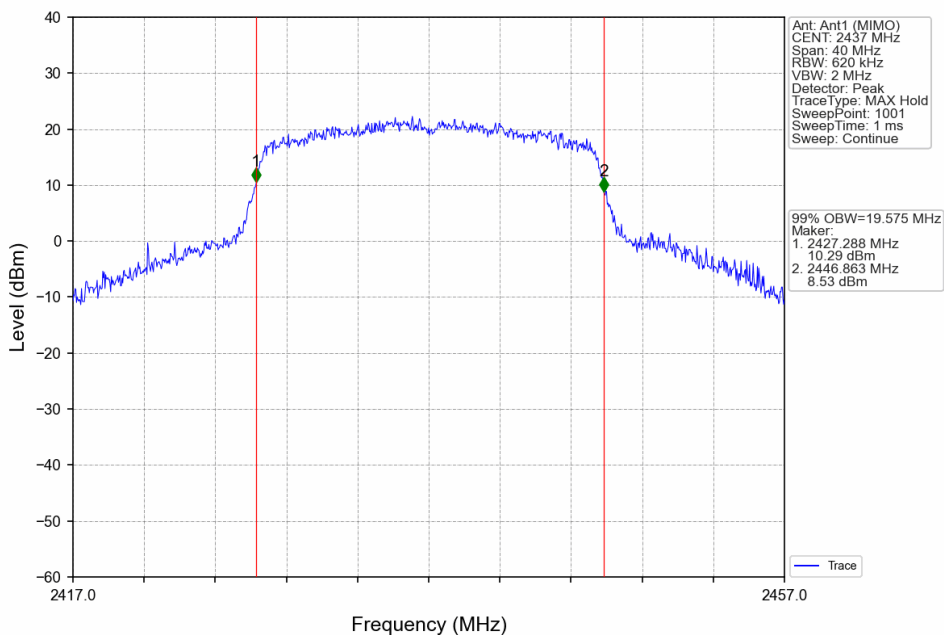
Unless otherwise agreed in writing, this document is issued by the Company subject to its General Conditions of Service printed overleaf, available on request or accessible at <https://www.sgs.com/en/Terms-and-Conditions>. Attention is drawn to the limitation of liability, indemnification and jurisdiction issues defined therein. Any holder of this document is advised that information contained hereon reflects the Company's findings at the time of its intervention only and within the limits of Client's instructions, if any. The Company's sole responsibility is to its Client and this document does not exonerate parties to a transaction from exercising all their rights and obligations under the transaction documents. This document cannot be reproduced except in full, without prior written approval of the Company. Any unauthorized alteration, forgery or falsification of the content or appearance of this document is unlawful and offenders may be prosecuted to the fullest extent of the law. Unless otherwise stated the results shown in this test report refer only to the sample(s) tested and such sample(s) are retained for 30 days only.

Attention: To check the authenticity of testing /inspection report & certificate, please contact us at telephone: (86-755) 8307 1443, or email: CN.Doccheck@sgs.com

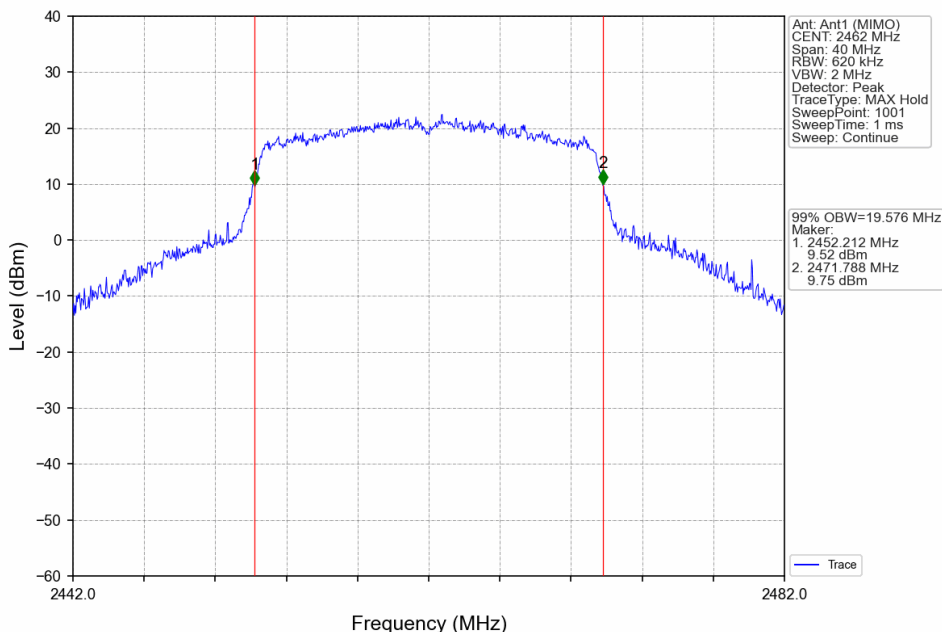
802.11ax(HEW20)_LCH_2412MHz_RU242_Left_Ant1 (MIMO)_NTNV



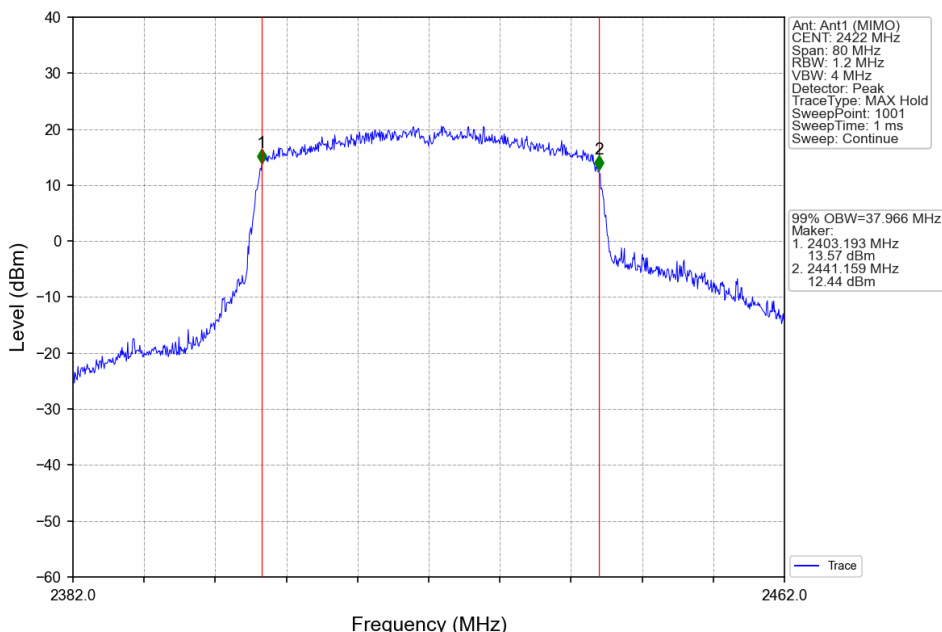
802.11ax(HEW20)_MCH_2437MHz_RU242_Left_Ant1 (MIMO)_NTNV



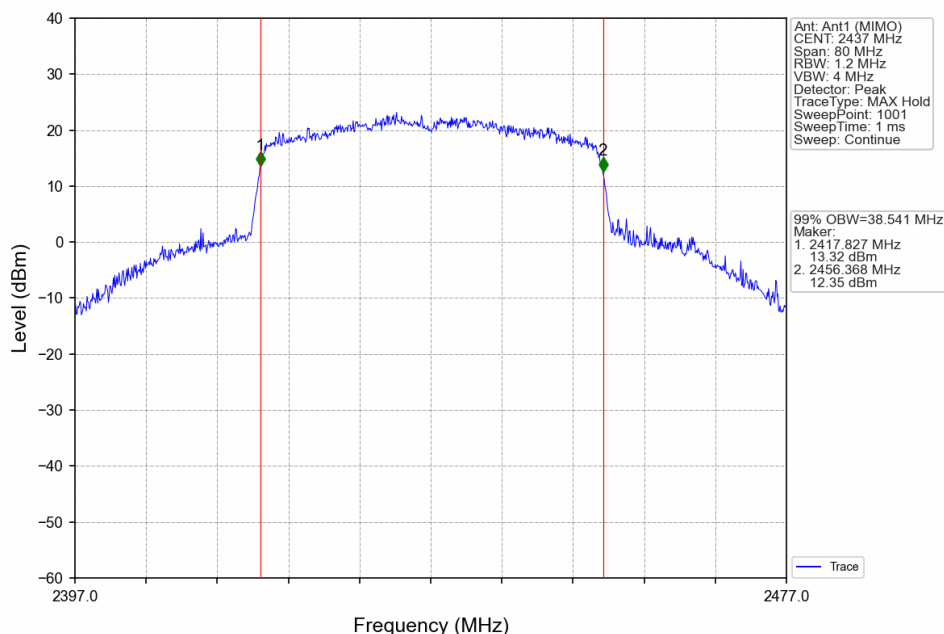
802.11ax(HEW20)_HCH_2462MHz_RU242_Left_Ant1 (MIMO)_NTNV



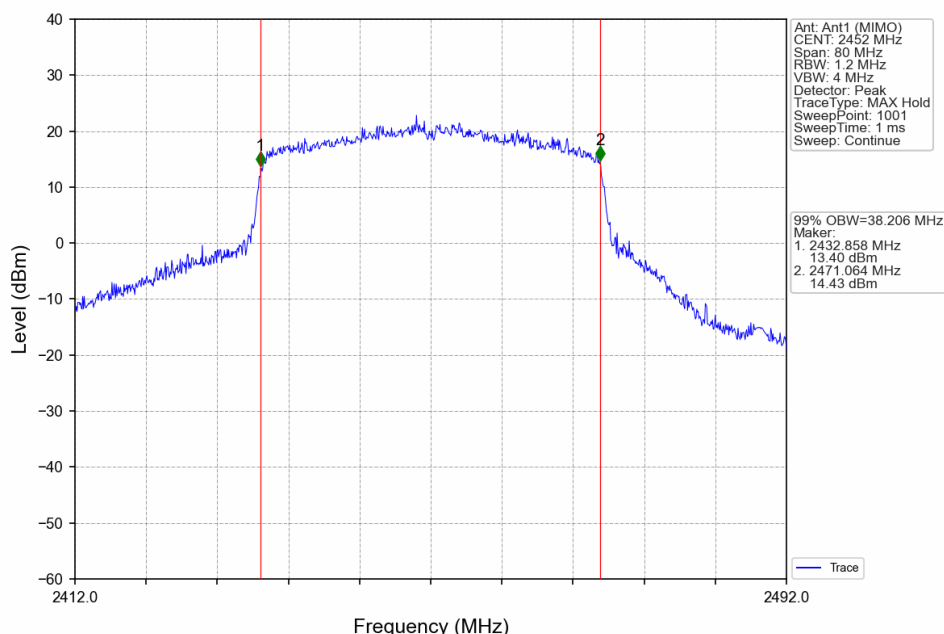
802.11ax(HEW40)_LCH_2422MHz_RU484_Left_Ant1 (MIMO)_NTNV



802.11ax(HEW40)_MCH_2437MHz_RU484_Left_Ant1 (MIMO)_NTNV



802.11ax(HEW40)_HCH_2452MHz_RU484_Left_Ant1 (MIMO)_NTNV



Unless otherwise agreed in writing, this document is issued by the Company subject to its General Conditions of Service printed overleaf, available on request or accessible at <https://www.sgs.com/en/Terms-and-Conditions>. Attention is drawn to the limitation of liability, indemnification and jurisdiction issues defined therein. Any holder of this document is advised that information contained hereon reflects the Company's findings at the time of its intervention only and within the limits of Client's instructions, if any. The Company's sole responsibility is to its Client and this document does not exonerate parties to a transaction from exercising all their rights and obligations under the transaction documents. This document cannot be reproduced except in full, without prior written approval of the Company. Any unauthorized alteration, forgery or falsification of the content or appearance of this document is unlawful and offenders may be prosecuted to the fullest extent of the law. Unless otherwise stated the results shown in this test report refer only to the sample(s) tested and such sample(s) are retained for 30 days only.

Attention: To check the authenticity of testing /inspection report & certificate, please contact us at telephone: (86-755) 8307 1443, or email: CN.Doccheck@sgs.com

SGS-CSTC Standards Technical Services Co., Ltd. Shenzhen Branch

SZEMC-TRF-01 Rev. A/0 Aug01,2022

Report No.: SZCR230900300002

Page: 122 of 211

2.2 6dB BW

2.2.1 Test Result

Mode	TX Type	Frequency (MHz)	RU	RU Pos	ANT	6dB Bandwidth (MHz)		Verdict
						Result	Limit	
802.11b	MIMO	2412	/	/	1	8.083	>=0.5	Pass
		2437	/	/	1	8.088	>=0.5	Pass
		2462	/	/	1	8.077	>=0.5	Pass
802.11g	MIMO	2412	/	/	1	15.146	>=0.5	Pass
		2437	/	/	1	15.144	>=0.5	Pass
		2462	/	/	1	15.163	>=0.5	Pass
802.11n (HT20)	MIMO	2412	/	/	1	15.151	>=0.5	Pass
		2437	/	/	1	15.158	>=0.5	Pass
		2462	/	/	1	15.153	>=0.5	Pass
802.11n (HT40)	MIMO	2422	/	/	1	35.143	>=0.5	Pass
		2437	/	/	1	35.148	>=0.5	Pass
		2452	/	/	1	35.141	>=0.5	Pass
802.11ax (HEW20)	MIMO	2412	RU242	Left	1	17.143	>=0.5	Pass
		2437	RU242	Left	1	15.177	>=0.5	Pass
		2462	RU242	Left	1	16.434	>=0.5	Pass
802.11ax (HEW40)	MIMO	2422	RU484	Left	1	36.336	>=0.5	Pass
		2437	RU484	Left	1	35.152	>=0.5	Pass
		2452	RU484	Left	1	36.077	>=0.5	Pass



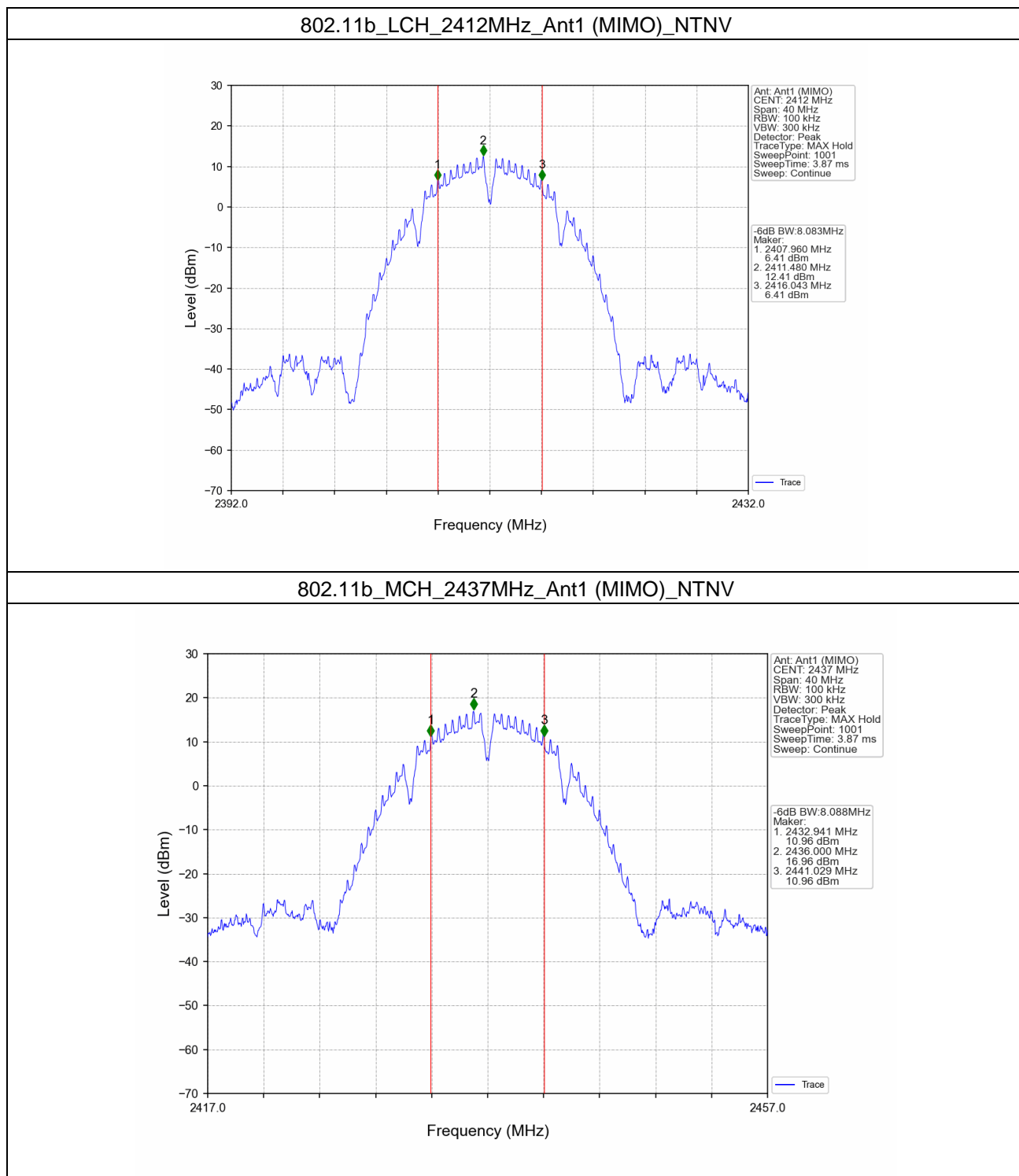
SGS-CSTC Standards Technical Services Co., Ltd.
Shenzhen Branch Testing Service Laboratory

Unless otherwise agreed in writing, this document is issued by the Company subject to its General Conditions of Service printed overleaf, available on request or accessible at <https://www.sgs.com/en/Terms-and-Conditions>. Attention is drawn to the limitation of liability, indemnification and jurisdiction issues defined therein. Any holder of this document is advised that information contained hereon reflects the Company's findings at the time of its intervention only and within the limits of Client's instructions, if any. The Company's sole responsibility is to its Client and this document does not exonerate parties to a transaction from exercising all their rights and obligations under the transaction documents. This document cannot be reproduced except in full, without prior written approval of the Company. Any unauthorized alteration, forgery or falsification of the content or appearance of this document is unlawful and offenders may be prosecuted to the fullest extent of the law. Unless otherwise stated the results shown in this test report refer only to the sample(s) tested and such sample(s) are retained for 30 days only.

Attention: To check the authenticity of testing / inspection report & certificate, please contact us at telephone: (86-755) 8307 1443, or email: CN.Doccheck@sgs.com

No.1 Workshop, M-10, Middle Section, Science & Technology Park, Nanshan District, Shenzhen, Guangdong, China 518057 t (86-755) 26012053 f (86-755) 26710594 www.sgsgroup.com.cn
中国·广东·深圳市南山区科技园中区M-10栋1号厂房 邮编: 518057 t (86-755) 26012053 f (86-755) 26710594 sgs.china@sgs.com

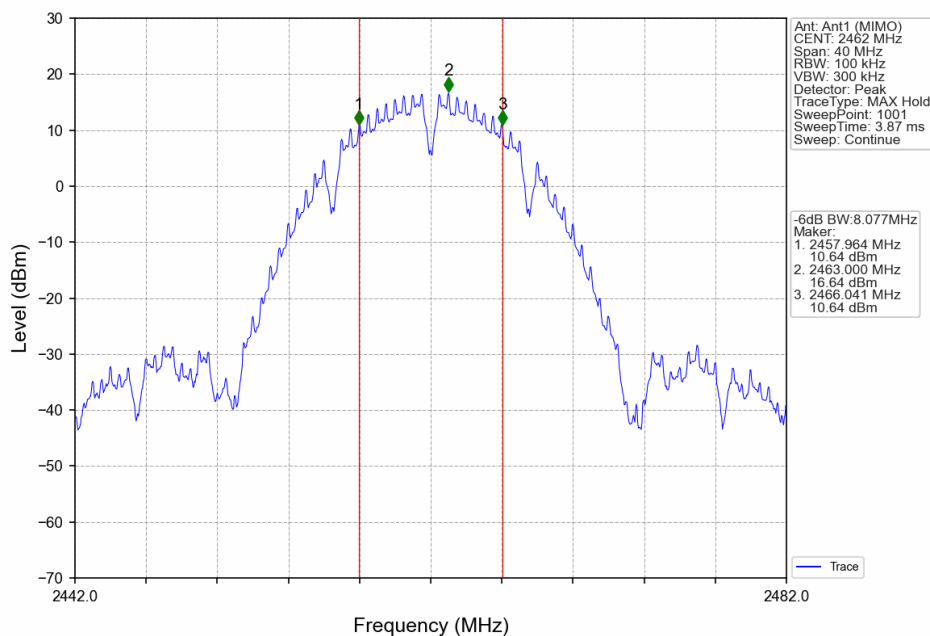
2.2.2 Test Graph



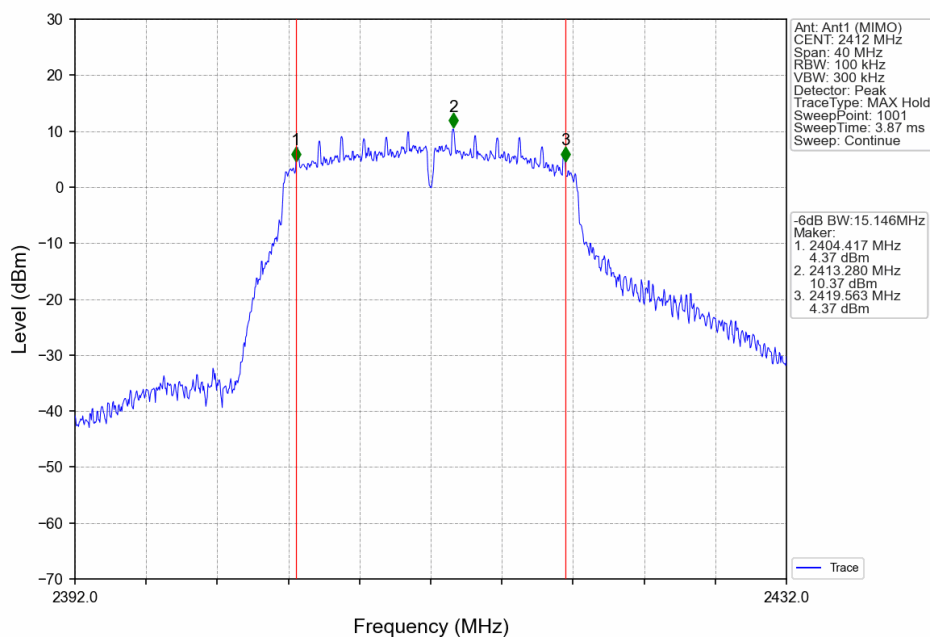
Unless otherwise agreed in writing, this document is issued by the Company subject to its General Conditions of Service printed overleaf, available on request or accessible at <https://www.sgs.com/en/Terms-and-Conditions>. Attention is drawn to the limitation of liability, indemnification and jurisdiction issues defined therein. Any holder of this document is advised that information contained hereon reflects the Company's findings at the time of its intervention only and within the limits of Client's instructions, if any. The Company's sole responsibility is to its Client and this document does not exonerate parties to a transaction from exercising all their rights and obligations under the transaction documents. This document cannot be reproduced except in full, without prior written approval of the Company. Any unauthorized alteration, forgery or falsification of the content or appearance of this document is unlawful and offenders may be prosecuted to the fullest extent of the law. Unless otherwise stated the results shown in this test report refer only to the sample(s) tested and such sample(s) are retained for 30 days only.

Attention: To check the authenticity of testing /inspection report & certificate, please contact us at telephone: (86-755) 8307 1443, or email: CN.Doccheck@sgs.com

802.11b_HCH_2462MHz_Ant1 (MIMO)_NTNV



802.11g_LCH_2412MHz_Ant1 (MIMO)_NTNV



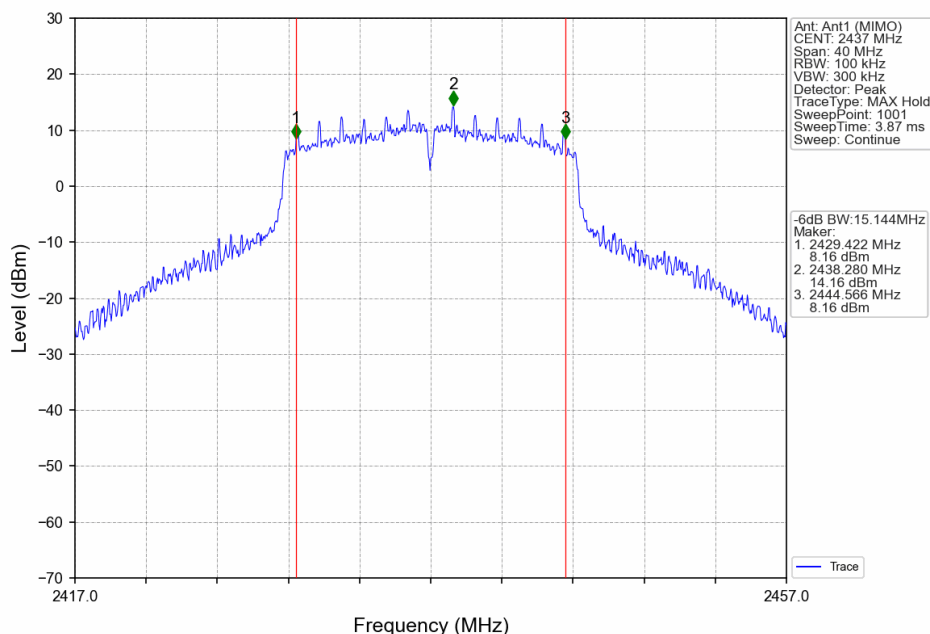
Unless otherwise agreed in writing, this document is issued by the Company subject to its General Conditions of Service printed overleaf, available on request or accessible at <https://www.sgs.com/en/Terms-and-Conditions>. Attention is drawn to the limitation of liability, indemnification and jurisdiction issues defined therein. Any holder of this document is advised that information contained hereon reflects the Company's findings at the time of its intervention only and within the limits of Client's instructions, if any. The Company's sole responsibility is to its Client and this document does not exonerate parties to a transaction from exercising all their rights and obligations under the transaction documents. This document cannot be reproduced except in full, without prior written approval of the Company. Any unauthorized alteration, forgery or falsification of the content or appearance of this document is unlawful and offenders may be prosecuted to the fullest extent of the law. Unless otherwise stated the results shown in this test report refer only to the sample(s) tested and such sample(s) are retained for 30 days only.

Attention: To check the authenticity of testing /inspection report & certificate, please contact us at telephone: (86-755) 8307 1443, or email: CN.Doccheck@sgs.com

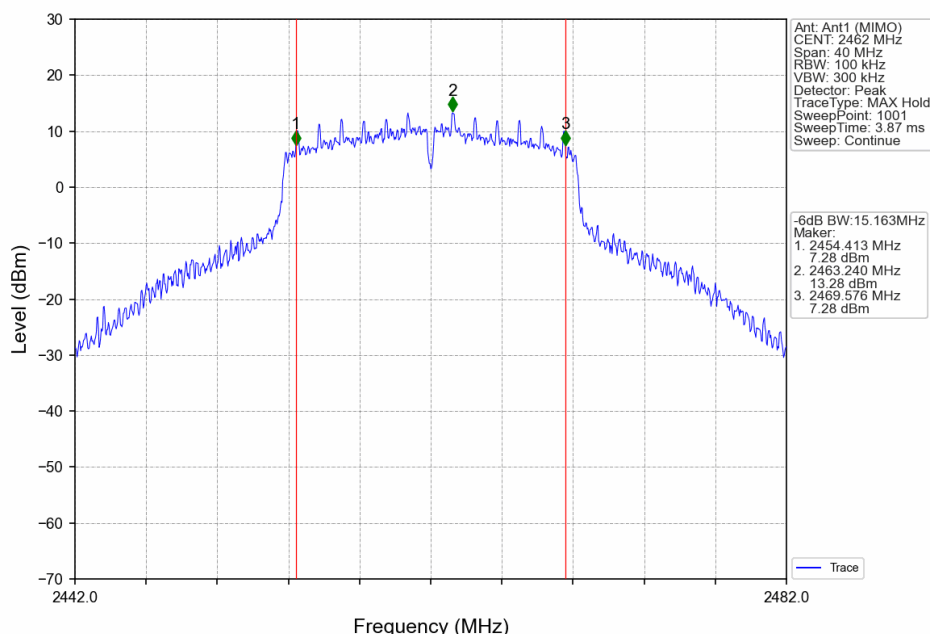
SGS-CSTC Standards Technical Services Co., Ltd.
Shenzhen Branch Testing & Calibration Laboratory

No.1 Workshop, M-10, Middle Section, Science & Technology Park, Nanshan District, Shenzhen, Guangdong, China 518057 t (86-755) 26012053 f (86-755) 26710594 www.sgsgroup.com.cn
中国·广东·深圳市南山区科技园中区M-10栋1号厂房 邮编: 518057 t (86-755) 26012053 f (86-755) 26710594 sgs.china@sgs.com

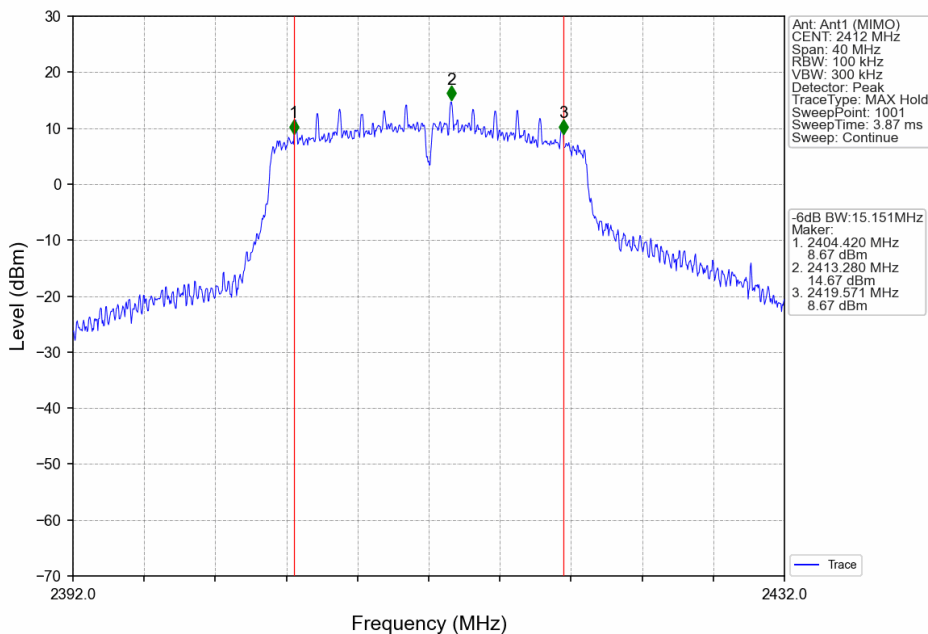
802.11g_MCH_2437MHz_Ant1 (MIMO)_NTNV



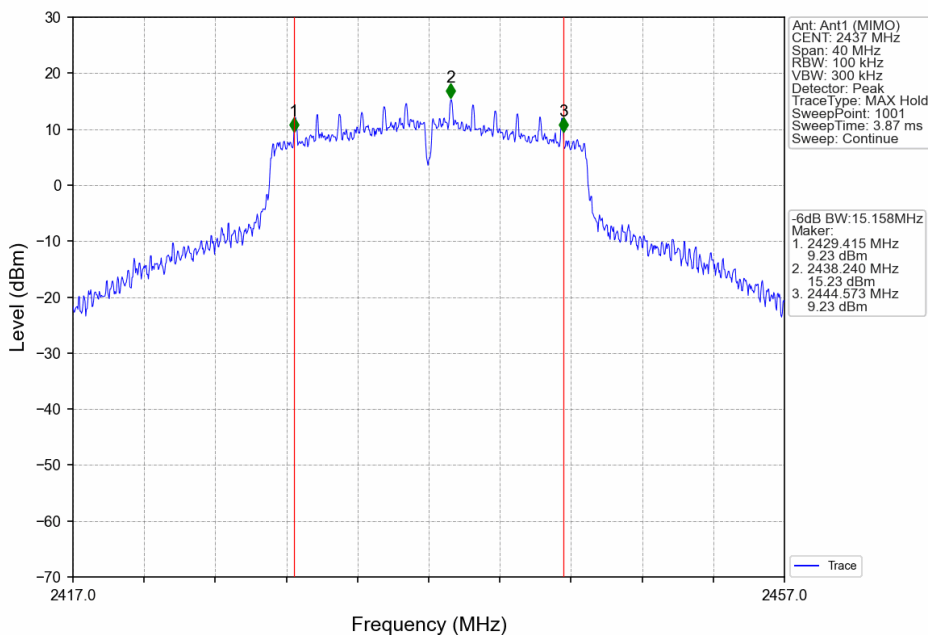
802.11g_HCH_2462MHz_Ant1 (MIMO)_NTNV



802.11n(HT20)_LCH_2412MHz_Ant1 (MIMO)_NTNV



802.11n(HT20)_MCH_2437MHz_Ant1 (MIMO)_NTNV



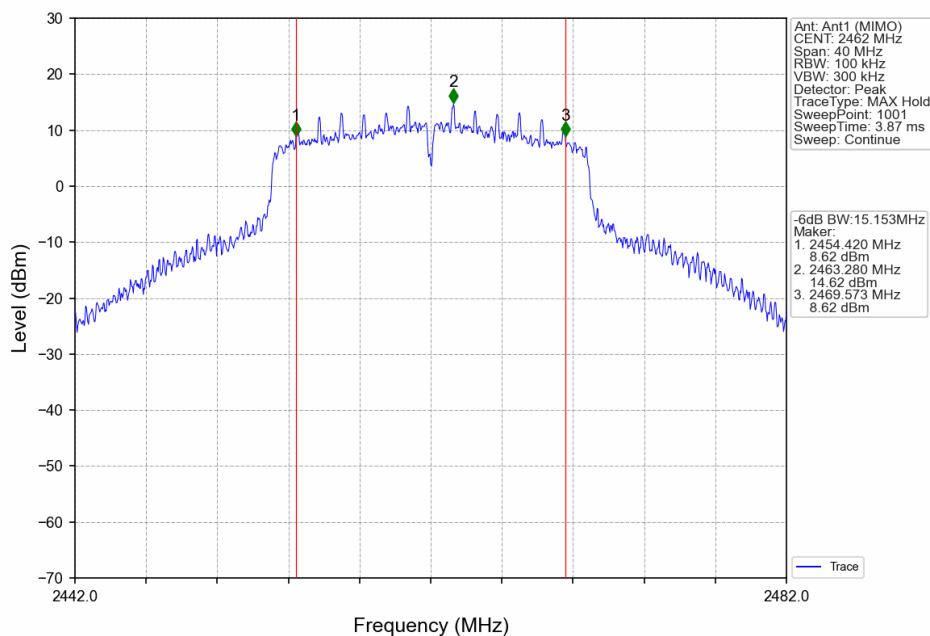
Unless otherwise agreed in writing, this document is issued by the Company subject to its General Conditions of Service printed overleaf, available on request or accessible at <https://www.sgs.com/en/Terms-and-Conditions>. Attention is drawn to the limitation of liability, indemnification and jurisdiction issues defined therein. Any holder of this document is advised that information contained hereon reflects the Company's findings at the time of its intervention only and within the limits of Client's instructions, if any. The Company's sole responsibility is to its Client and this document does not exonerate parties to a transaction from exercising all their rights and obligations under the transaction documents. This document cannot be reproduced except in full, without prior written approval of the Company. Any unauthorized alteration, forgery or falsification of the content or appearance of this document is unlawful and offenders may be prosecuted to the fullest extent of the law. Unless otherwise stated the results shown in this test report refer only to the sample(s) tested and such sample(s) are retained for 30 days only.

Attention: To check the authenticity of testing /inspection report & certificate, please contact us at telephone: (86-755) 8307 1443, or email: CN.Doccheck@sgs.com

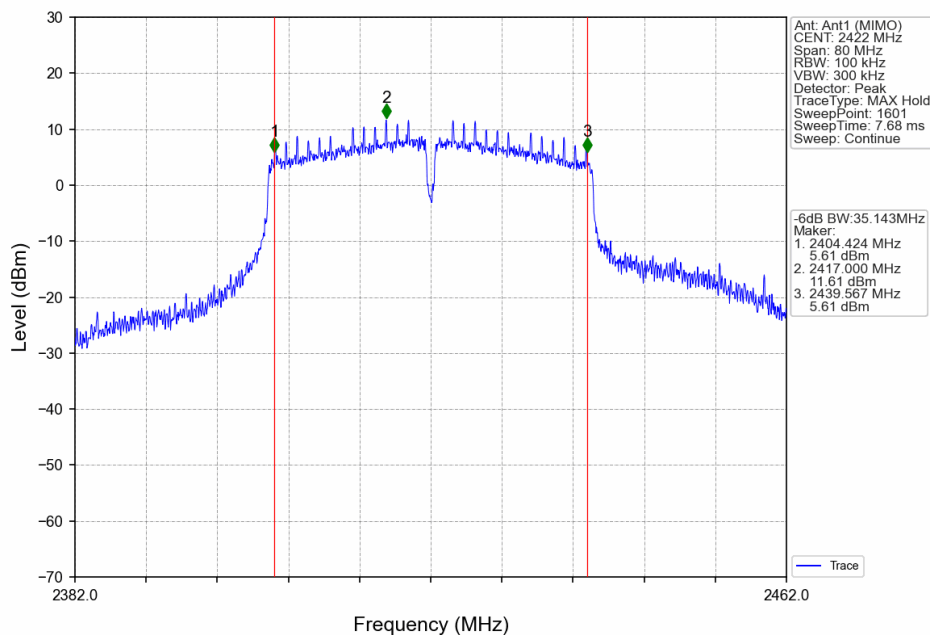
SGS-CSTC Standards Technical Services Co., Ltd.
Shenzhen Branch Testing & Calibration Laboratory

No.1 Workshop, M-10, Middle Section, Science & Technology Park, Nanshan District, Shenzhen, Guangdong, China 518057 t (86-755) 26012053 f (86-755) 26710594 www.sgsgroup.com.cn
中国·广东·深圳市南山区科技园中区M-10栋1号厂房 邮编: 518057 t (86-755) 26012053 f (86-755) 26710594 sgs.china@sgs.com

802.11n(HT20)_HCH_2462MHz_Ant1 (MIMO)_NTNV



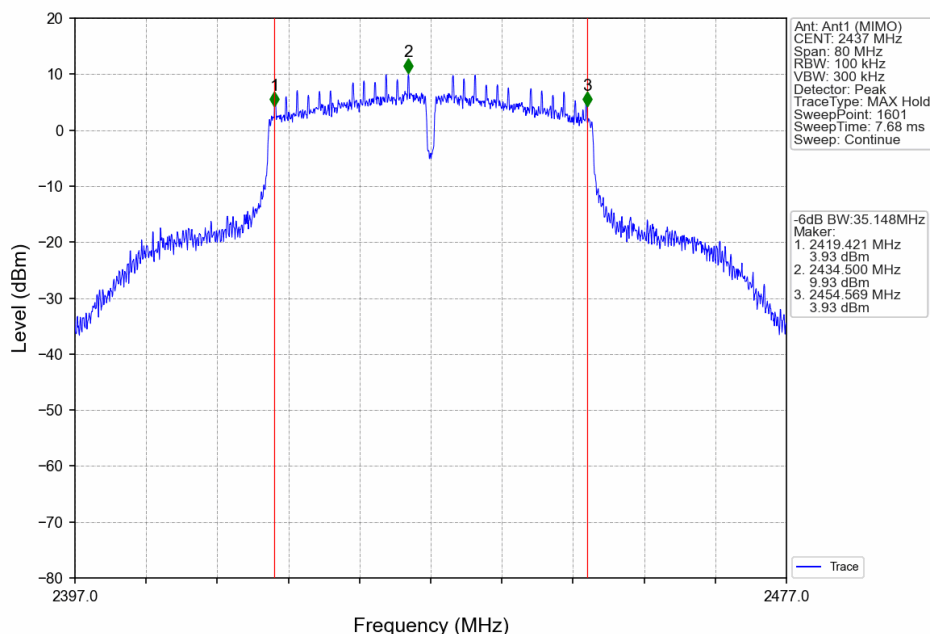
802.11n(HT40)_LCH_2422MHz_Ant1 (MIMO)_NTNV



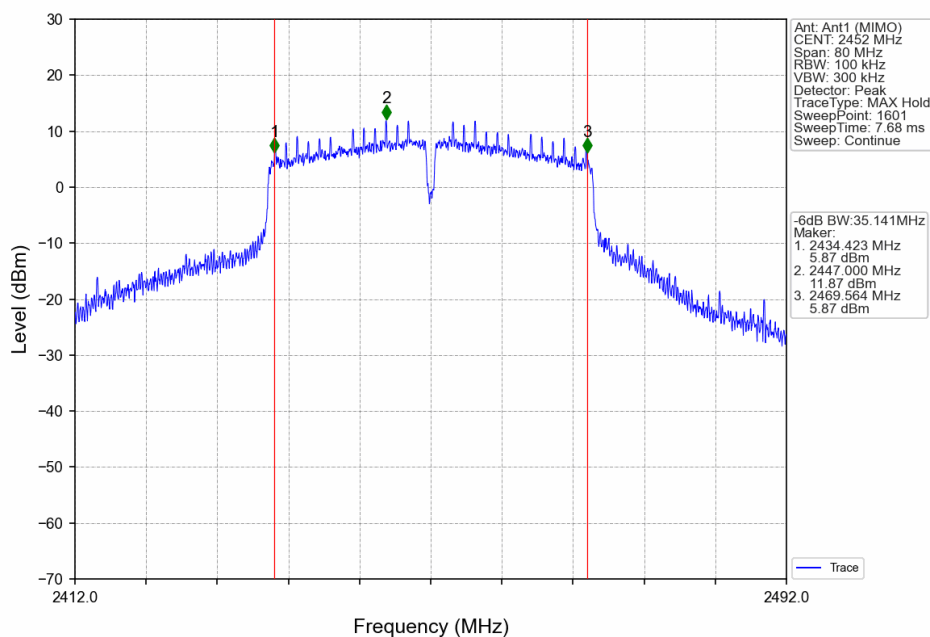
Unless otherwise agreed in writing, this document is issued by the Company subject to its General Conditions of Service printed overleaf, available on request or accessible at <https://www.sgs.com/en/Terms-and-Conditions>. Attention is drawn to the limitation of liability, indemnification and jurisdiction issues defined therein. Any holder of this document is advised that information contained hereon reflects the Company's findings at the time of its intervention only and within the limits of Client's instructions, if any. The Company's sole responsibility is to its Client and this document does not exonerate parties to a transaction from exercising all their rights and obligations under the transaction documents. This document cannot be reproduced except in full, without prior written approval of the Company. Any unauthorized alteration, forgery or falsification of the content or appearance of this document is unlawful and offenders may be prosecuted to the fullest extent of the law. Unless otherwise stated the results shown in this test report refer only to the sample(s) tested and such sample(s) are retained for 30 days only.

Attention: To check the authenticity of testing /inspection report & certificate, please contact us at telephone: (86-755) 8307 1443, or email: CN.Doccheck@sgs.com

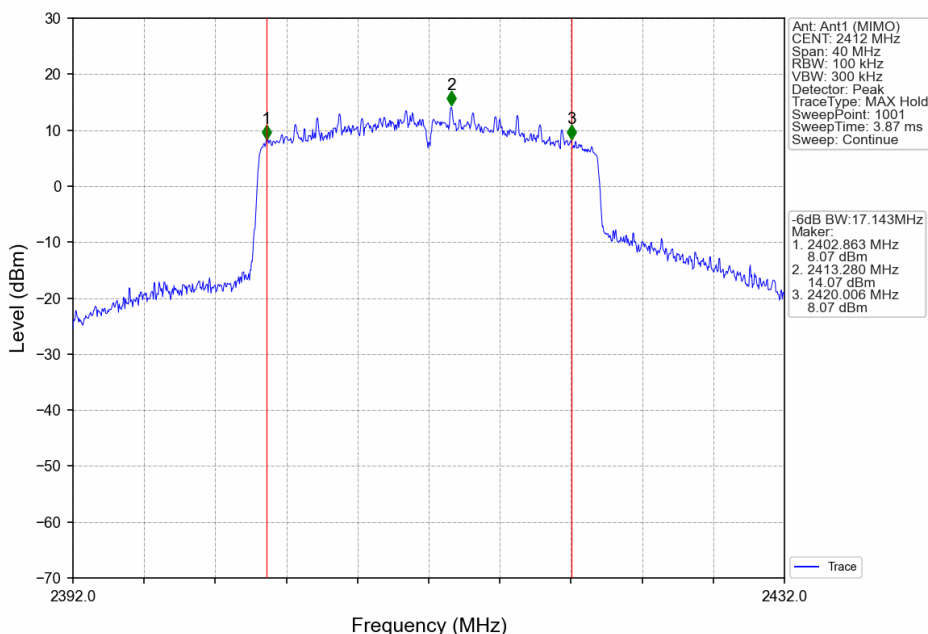
802.11n(HT40)_MCH_2437MHz_Ant1 (MIMO)_NTNV



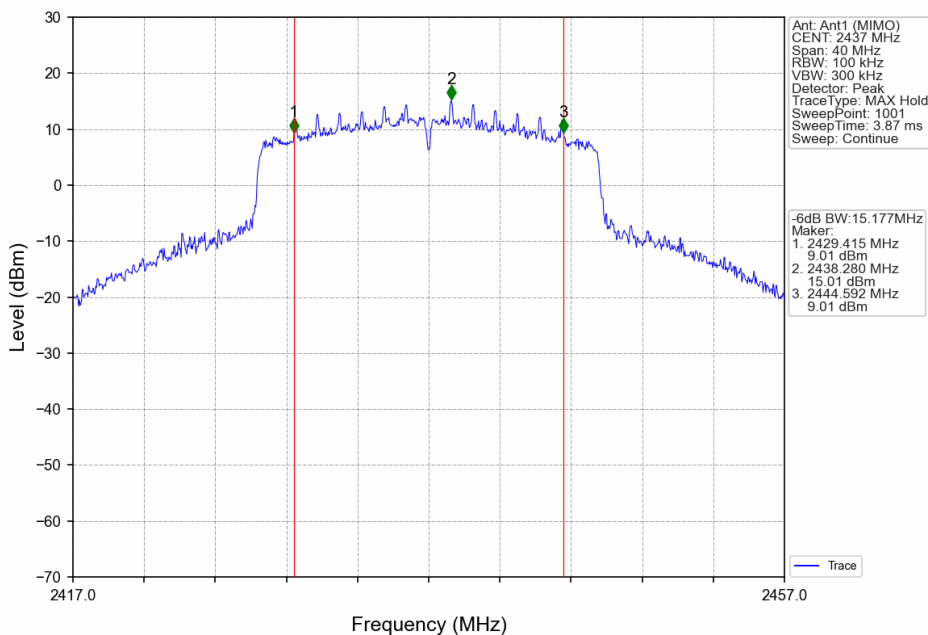
802.11n(HT40)_HCH_2452MHz_Ant1 (MIMO)_NTNV



802.11ax(HEW20)_LCH_2412MHz_RU242_Left_Ant1 (MIMO)_NTNV



802.11ax(HEW20)_MCH_2437MHz_RU242_Left_Ant1 (MIMO)_NTNV



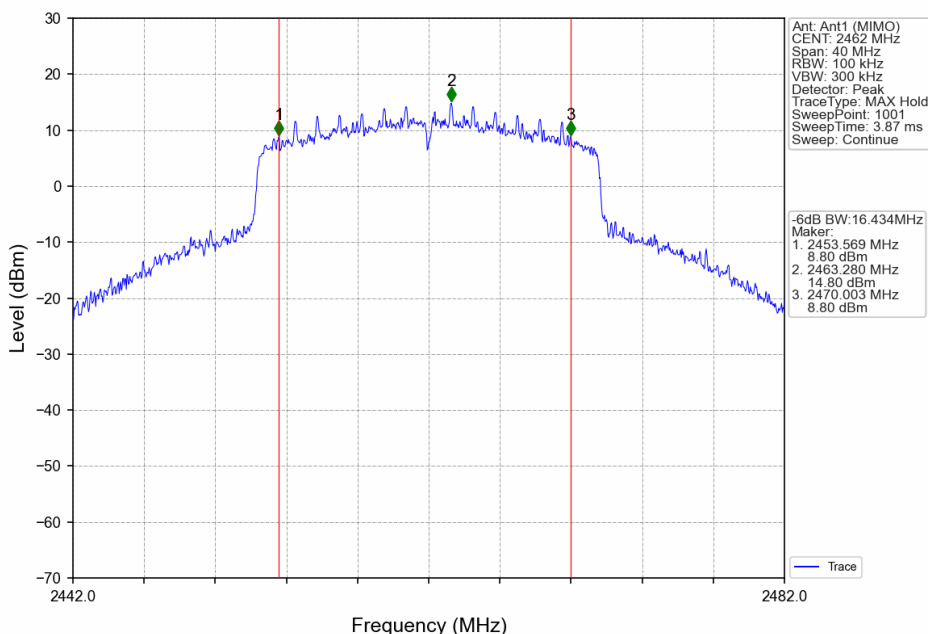
Unless otherwise agreed in writing, this document is issued by the Company subject to its General Conditions of Service printed overleaf, available on request or accessible at <https://www.sgs.com/en/Terms-and-Conditions>. Attention is drawn to the limitation of liability, indemnification and jurisdiction issues defined therein. Any holder of this document is advised that information contained hereon reflects the Company's findings at the time of its intervention only and within the limits of Client's instructions, if any. The Company's sole responsibility is to its Client and this document does not exonerate parties to a transaction from exercising all their rights and obligations under the transaction documents. This document cannot be reproduced except in full, without prior written approval of the Company. Any unauthorized alteration, forgery or falsification of the content or appearance of this document is unlawful and offenders may be prosecuted to the fullest extent of the law. Unless otherwise stated the results shown in this test report refer only to the sample(s) tested and such sample(s) are retained for 30 days only.

Attention: To check the authenticity of testing /inspection report & certificate, please contact us at telephone: (86-755) 8307 1443, or email: CN.Doccheck@sgs.com

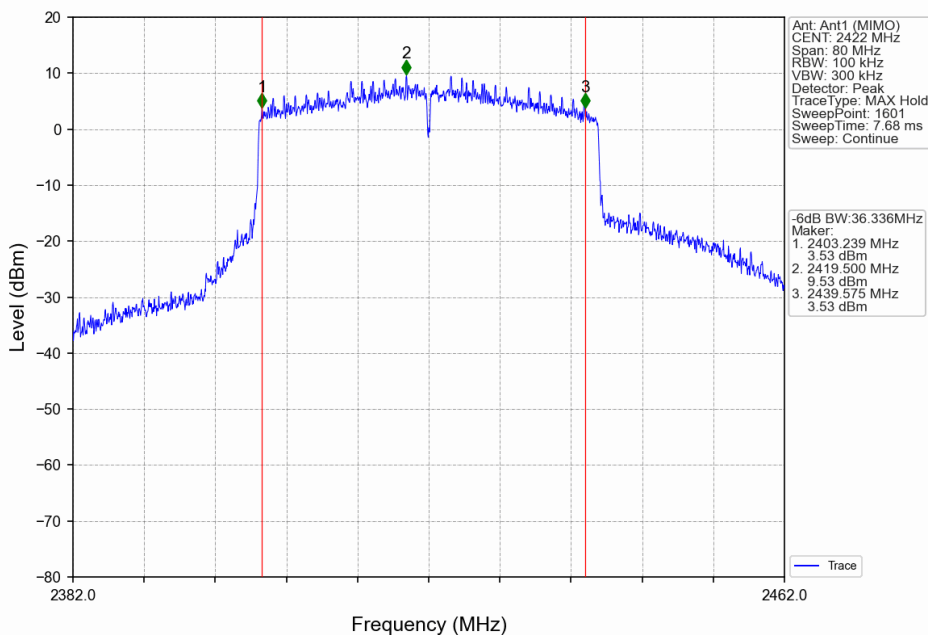
SGS-CSTC Standards Technical Services Co., Ltd.
Shenzhen Branch (Inspection & Testing Services) Laboratory

No.1 Workshop, M-10, Middle Section, Science & Technology Park, Nanshan District, Shenzhen, Guangdong, China 518057 t (86-755) 26012053 f (86-755) 26710594 www.sgs.com.cn
中国·广东·深圳市南山区科技园中区M-10栋1号厂房 邮编: 518057 t (86-755) 26012053 f (86-755) 26710594 sgs.china@sgs.com

802.11ax(HEW20)_HCH_2462MHz_RU242_Left_Ant1 (MIMO)_NTNV



802.11ax(HEW40)_LCH_2422MHz_RU484_Left_Ant1 (MIMO)_NTNV



Unless otherwise agreed in writing, this document is issued by the Company subject to its General Conditions of Service printed overleaf, available on request or accessible at <https://www.sgs.com/en/Terms-and-Conditions>. Attention is drawn to the limitation of liability, indemnification and jurisdiction issues defined therein. Any holder of this document is advised that information contained hereon reflects the Company's findings at the time of its intervention only and within the limits of Client's instructions, if any. The Company's sole responsibility is to its Client and this document does not exonerate parties to a transaction from exercising all their rights and obligations under the transaction documents. This document cannot be reproduced except in full, without prior written approval of the Company. Any unauthorized alteration, forgery or falsification of the content or appearance of this document is unlawful and offenders may be prosecuted to the fullest extent of the law. Unless otherwise stated the results shown in this test report refer only to the sample(s) tested and such sample(s) are retained for 30 days only.

Attention: To check the authenticity of testing /inspection report & certificate, please contact us at telephone: (86-755) 8307 1443, or email: CN.Doccheck@sgs.com