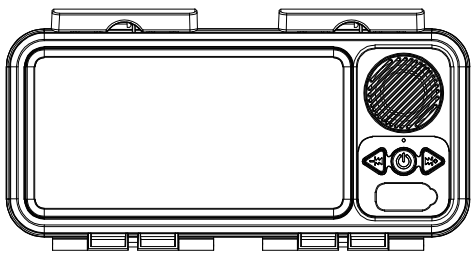


SHOWER PHONE HOLDER WIRELESS SPEAKER

Instruction Manual

Item Number: MU03039

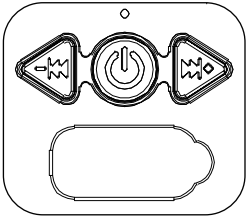


Contents:

- 1 (One) Phone Holder Wireless Speaker 9.65in. x 4.33in. x 1.93in. (24.5cm x 11cm x 4.9cm)
- 1 (One) USB-C Charging Cable 11.8in.(30cm)
- 1 (One) Instructions Manual
- 2 (Two) Transparent Adhesive Wall Sticker 2.25in x2.25in. (5.7cm x 5.7cm)

Product Specification:

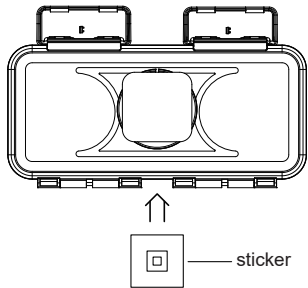
IPX4 Splash Proof
Speaker Output: 1 x 2W
Frequency: 20Hz -20kHz
Battery Capacity: 600mAh
Play Time: 3-4 Hours
Charge Time: 2-3 Hours
FM Radio
USB Cable Rating 1.0A Max
FCC ID: 2AYB6-MU03039



How To Use:

- **Power on:** Long press "⏻" for 3 seconds and the speaker will sound a power on prompt. The blue indicator light will flash.
- **Pairing:** After turning on the power, the speaker automatically enters Bluetooth® search pairing mode, with a flashing blue indicator light. Search for the Bluetooth® audio name "SHOWER BT SPEAKER" on the multimedia device and click pairing. After successful pairing, the Bluetooth® speaker will emit a successful connection prompt sound and the blue indicator light will remain on. At this point, the audio can be played on the Bluetooth® speaker. If the Bluetooth® speaker is not connected to the device within 10 minutes after turning on the power, it will automatically turn off. To use it again, it needs to be restarted. The Bluetooth® speaker has a reconnection function, and the device that is successfully connected will automatically connect when Bluetooth® is turned on again.
- **Bluetooth® music playback:** After a successful Bluetooth® connection, the device plays music directly. During the playback process, short press "⏻" to pause, short press "⏮" to play the previous song, short press "⏭" to play the next song, long press "⏮" to decrease the volume and long press "⏭" to increase the volume. Press "⏻" to play while paused. Press the "⏻" button for more than 3 seconds at any time to shut down.
- **FM radio:** After turning on, double-click the "⏻" button to enter FM radio mode. Short press the "⏻" button to search and store radio stations. After searching for radio stations, the first radio station will be listened to by default. Short press the "⏭" button to play the next radio station, short press the "⏮" button to play the previous radio station and double click the "⏻" button to return to Bluetooth® mode.
- **Charging:** Charging in standby or shutdown mode. Insert the TYPE-C end of the USB power cord provided in the attachment into the TYPE-C jack of the speaker, and connect the other end to the computer USB port or USB charger to start charging. The charging LED will turn on red, and the charging indicator will turn off when fully charged.

Front



Install: Remove the film of the transparent adhesive sticker and make sure that the pasted surface is smooth, clean and dry. Hang your shower speaker after 2 hours. Put your mobile phone into shower speaker.

⚠ WARNING:

- Charge and operate only as indicated in this manual, as improper use may result in damage to the product or injury.
- To avoid risk of shock or injury, do not dismantle the device or insert any objects into the speaker.
- To avoid electronic interference and/or compatible conflicts, turn off the product in any facilities where posted notices instruct you to do so.
- Do not pull the speaker charging cable. Damage may result to the cable.
- Keep out of reach of children. This is not a toy.
- Avoid exposure to moisture, liquids, heat, flame and high voltage equipment.
- Retain these instructions as they contain important information.
- Do not short circuit the input terminals of the speaker.
- Do not drop, place heavy weight or allow heavy impact to the speaker.
- PCB of battery should not be crushed and twisted.
- Battery body should not be bended.
- Do not disassemble and Do not dispose of in fire.

Tips: Please do not turn the volume knob to the maximum level to prevent hearing damage and to prolong the service life of the system.

THIS IS IPX4 SPLASH PROOF PRODUCT. NEVER IMMERSE IT IN WATER TO AVOID DAMAGE TO THE PRODUCT AND THE MOBILE PHONE.

RF warning statement:

The device has been evaluated to meet general RF exposure requirement. This equipment should be installed and operated with minimum distance 20cm between the radiator and your body.

This device complies with Part 15 of the FCC Rules. Operation is subject to the following two conditions:(1) this device may not cause harmful interference, and (2) this device must accept any interference received including interference that may cause undesired operation.

-WARNING: Changes or modifications to this unit not expressly approved by the party responsible for compliance could void the user's authority to operate the equipment.

-NOTE: This equipment has been tested and found to comply with the limits for a Class B digital device, pursuant to Part 15 of the FCC Rules. These limits are designed to provide reasonable protection against harmful interference in a residential installation. This equipment generates, uses and can radiate radio frequency energy and, if not installed and used in accordance with the instructions, may cause harmful interference to radio communications.

However, there is no guarantee that interference will not occur in a particular installation. If this equipment does cause harmful interference to radio or television reception, which can be determined by turning the equipment off and on, the user is encouraged to try to correct the interference by one or more of the following measures:

- Reorient or relocate the receiving antenna.
- Increase the separation between the equipment and receiver.
- Connect the equipment into an outlet on a circuit different from that to which the receiver is connected.
- Consult the dealer or an experienced radio/TV technician for help.

Bluetooth®

The Bluetooth® word mark and logos are owned by the Bluetooth® SIG. All other trademarks appearing herein are the property of their respective owners. Depends upon third party device compatibility.

⚠ WARNING: This product can expose you to chemicals including Bisphenol A (BPA), which is known to the State of California to cause birth defects or other reproductive harm. For more information, go to www.P65Warnings.ca.gov.

⚠ CAUTION: FOR YOUR SAFETY, the charging cable included with this item is intended for use with this product only.

Distributed By: 1616 Holdings, Inc
701 Market Street, Suite 200,
Philadelphia, PA 19106
Made in China



Back