


















<div>   <div>   </div> </div> <div>  <h2>2-in-1 Headphones</h2> <p>Water Bottle Set</p> <p>User's Manual For Item: T36019</p> </div>	<h3>Important Safety Precautions</h3> <p>When using your headphones, basic safety precautions should always be followed, including the following:</p> <ol style="list-style-type: none"> 1. READ ALL INSTRUCTIONS BEFORE USING YOUR HEADPHONES. 2. Do not use your headphones near water. Clean using a dry or slightly moist cloth. 3. Do not place your headphones on any wet surfaces. 4. Do not allow children or the elderly to play with your headphones without adult supervision. 5. Do not expose your headphones to excessive heat, flame or fire. 6. Always press all buttons or switches carefully. Do not shake/rattle your headphones. 7. Do not use in extremely dry environments, as this can lead to static discharge during usage. 8. Do not expose your headphones to temperatures above 80°C. Keep out of direct sunlight. 9. Do not attempt to repair this product yourself. Contact a qualified service center if your headphones are in need of service. 10. Do not disassemble or attempt your headphones to excessive trouble. 11. Your headphones are not intended for commercial use. 12. Unplug this device when not in use for long periods of time or during lightning storms. 13. When charging do not place on fabrics or flammable synthetic materials. Keep your headphones and charging cable on a dry, cool even surface. <div> <div>  CAUTION </div> <div> BATTERY WARNING: The device is equipped with an integrated lithium-ion battery. The battery cannot be replaced. Do not attempt to remove the battery from the device. Do not dispose of or be in or expose to excessive heat. Do not crush, puncture, incinerate, or short circuit external contacts. Please recycle or dispose of the battery properly. Contact your local recycling facilities and/or the manufacturer for further information. </div> </div>	<h3>Introduction</h3> <p>Thank you for purchasing the ixiBE 2-in-1 Headphones, Item T36019. You can use your headphones with most smartphones and Bluetooth devices to stream music and enjoy hands-free calling. Please read this manual first before using your headphones in order to get the best results.</p> <h3>Package Contents</h3> <ul style="list-style-type: none"> Bluetooth Headphones Water Bottle Charging Cable Carrying Case Carrying Case Audio Cable Charging Cable User's Manual with Warranty Information <h3>Specifications</h3> <p>Bluetooth Version: V5.0 Bluetooth Range: Up to 33 Feet (10 Meters) Charging Input: DC 5V Battery Type: 300mAh Lithium-ion Battery Charge Time: Approximately 2 hours Play Time: Approximately 10 Hours</p> <p><small>*Applicable at 80% of maximum volume. Results will be lower when volume is higher.</small></p>
<h3>A Quick Look at Your Device</h3> 	<h3>Charging Your Headphones</h3>  <ol style="list-style-type: none"> 1. The USB charging cable has a Micro USB plug and a standard USB plug. 2. Insert the USB charging cable's Micro USB plug into the charging port on your headphones. 3. Insert the USB charging cable's standard USB plug into the USB port of a computer or suitable USB charging adapter. <div>  <p>  = Charging  = Charging Complete </p> </div> <p>NOTES:</p> <ul style="list-style-type: none"> Charging can take up to three hours to complete when the battery is fully drained. Remove the charging cable once charging is complete. Overcharging could reduce the life of the battery. A charged battery will lose its capacity if it is not used on a regular basis. <p>Important: To avoid a complete discharge of the battery, charge your headphones at least once every six months.</p>	<h3>Bluetooth Pairing</h3>  <ol style="list-style-type: none"> 1. Press and hold the power button to power on your headphones. 2. The LED indicator light will alternately flash red and blue to indicate that your headphones are in pairing mode.  <ol style="list-style-type: none"> 3. Go to the Bluetooth settings menu on your phone. Make sure that Bluetooth is turned on. Connect to the device listed as "T36019". 4. The LED indicator will illuminate blue when the devices have paired.
<h3>Using Your Headphones</h3>  <ol style="list-style-type: none"> 1. Press and hold the power button to power on your headphones. If they have been previously paired to your Bluetooth device, they will remain paired until they are powered on. 2. Press the Play/Pause Button to enter a track. Press it again to pause a track. 3. Press and hold the + Button to advance to the next track in a playlist. Press and hold the - Button to return to the last track in a playlist. 4. Press the + Button repeatedly to increase the volume. Press the - Button repeatedly to decrease the volume. 5. Press the Answer button to answer an incoming call or end a call. Press and hold the Answer button to meet an incoming call. 6. Quickly tap the Answer button twice to activate Siri or Google Voice Assistant. 	<h3>Auxiliary Input Mode</h3> <p>You can also use a 3.5mm auxiliary cable to connect audio devices through the Auxiliary Port on your headphones.</p>  <p>Note that some of your headphones' button capabilities may be disabled when there is a wired connection through the Auxiliary Port.</p> <h3>Maintenance and Care</h3> <p>Before using your headphones, inspect the ports to make sure that they are clear of dust and debris before charging.</p> <p>Use a soft cloth to clean your headphones. Never use any harsh chemicals or detergents. Make sure your headphones are dry before using.</p> <p>When your headphones are not in use, they should be stored in a cool, dry place.</p> <p>Never tug or pull on the charging cable while it is connected to your headphones. Connect and disconnect the cable as carefully as possible.</p> <p>Never expose your headphones to high temperatures, extreme cold, high humidity or excessive moisture or water.</p> <p>Please recycle or dispose of your headphones properly based on the laws and rules of your municipality. Contact local recycling facilities and/or the manufacturer of your headphones for further information.</p> 	<h3>FCC Statement</h3> <p>FCCID: 2AL9B-TEM012</p> <p>Changes or modifications not expressly approved by the party responsible for compliance could void the user's authority to operate the equipment.</p> <p>This device complies with Part 15 of the FCC Rules. Operation is subject to the following two conditions: (1) this device may not cause harmful interference, and (2) this device must accept any interference received, including interference that may cause undesired operation.</p> <p>This equipment has been tested and found to comply with the limits for a Class B digital device, pursuant to Part 15 of the FCC Rules. These limits are designed to provide reasonable protection against harmful interference in a residential installation. This equipment generates, uses and can radiate radio frequency energy and, if not installed and used in accordance with the instructions, may cause harmful interference to radio communications. However, there is no guarantee that interference will not occur in a particular installation.</p> <p>If this equipment does cause harmful interference to radio or television reception, which can be determined by turning the equipment off and on, the user is encouraged to try to correct the interference by one or more of the following measures:</p> <ul style="list-style-type: none"> Reorient or relocate the receiving antenna. Increase the separation between the equipment and receiver. Connect the equipment into an outlet on a circuit different from that to which the receiver is connected. Consult the dealer or an experienced radio/TV technician for help. <h3>RF Exposure Information</h3> <p>The device has been evaluated to meet general RF exposure requirement. The device can be used in portable exposure condition without restriction.</p>
<h3>SAKAR One Year Warranty</h3> <p>This warranty covers the original consumer purchaser only and is not transferable. This warranty covers products that fail to function properly UNDER NORMAL USAGE, due to defects in material or workmanship. Your product will be repaired or replaced at no charge for parts or labor for a period of one year.</p> <p>What is Not Covered by Warranty Damages or malfunctions not resulting from defects in material or workmanship and damages or malfunctions from other than normal use, including but limited to, repair by unauthorized parties, tampering, modification or accident.</p> <p>To Obtain Warranty Service and Troubleshooting Information: Call 1-877-397-4300 or visit our website at www.sakar.com</p> <p>To receive warranty service along with the name and address of an authorized product service center, the original consumer purchaser must contact us for problem determination and service procedures. Proof of purchase in the form of a bill of sale or receipted invoice, evidencing that the product is within the applicable warranty period(s), MUST be presented in order to obtain the requested service. It is your responsibility to properly package and send any defective products along with a dated copy of proof of purchase, a written explanation of the problem, and a valid return address to the authorized service center at your expense. Do not include any other items or accessories with the defective product. Any products received by the authorized service center that are not covered by warranty will be returned unrepaid.</p>	<h3>SAKAR One Year Warranty (continued)</h3> <p>NO WARRANTIES, WHETHER EXPRESS OR IMPLIED, INCLUDING, BUT NOT LIMITED TO, ANY IMPLIED WARRANTIES OF MERCHANTABILITY OR FITNESS FOR A PARTICULAR PURPOSE, OTHER THAN THOSE EXPRESSLY DESCRIBED ABOVE SHALL APPLY. DISTRIBUTOR FURTHER DISCLAIMS ALL WARRANTIES AFTER THE EXPRESS WARRANTY PERIOD STATED ABOVE. NO OTHER EXPRESS WARRANTY OR GUARANTEE GIVEN BY ANY PERSON, FIRM OR ENTITY WITH RESPECT TO THE PRODUCT SHALL BE BINDING ON DISTRIBUTOR. REPAIR, REPLACEMENT, OR REFUND OF THE ORIGINAL PURCHASE PRICE - AT DISTRIBUTOR'S SOLE DISCRETION - ARE THE EXCLUSIVE REMEDIES OF THE CONSUMER. IN NO EVENT WILL DISTRIBUTOR, ITS MANUFACTURERS, OR SAKAR INT. BE LIABLE FOR ANY INCIDENTAL, DIRECT, INDIRECT, SPECIAL, PUNITIVE OR CONSEQUENTIAL DAMAGES (SUCH AS, BUT NOT LIMITED TO, DAMAGES FOR LOSS OF PROFITS, BUSINESS, SAVINGS, DATA OR RECORDS) CAUSED BY THE USE, MISUSE OR INABILITY TO USE THE PRODUCT. EXCEPT AS STATED HEREIN, NO OTHER WARRANTIES SHALL APPLY, NOTWITHSTANDING THE FOREGOING, CONSUMER'S RECOVERY AGAINST DISTRIBUTOR SHALL NOT EXCEED THE PURCHASE PRICE OF THE PRODUCT SOLD BY DISTRIBUTOR. THIS WARRANTY SHALL NOT EXTEND TO ANYONE OTHER THAN THE ORIGINAL CONSUMER WHO PURCHASED THE PRODUCT AND IS NOT TRANSFERABLE.</p> <p>Some countries, states or provinces do not allow the exclusion or limitation of incidental or consequential damages or allow limitations on warranties, so limitation or exclusions may not apply to you. This warranty gives you specific legal rights, and you may have other rights that vary from state to state or province to province. Contact your authorized retailer to determine if another warranty applies.</p>	<div>  </div> <p>© 2022 Sakar International 195 Carter Drive Edison, NJ 08817 Support: 1-800-562-9541 www.vivitar.com</p>

规格：270*130MM 80G双胶纸 单黑正反印刷