

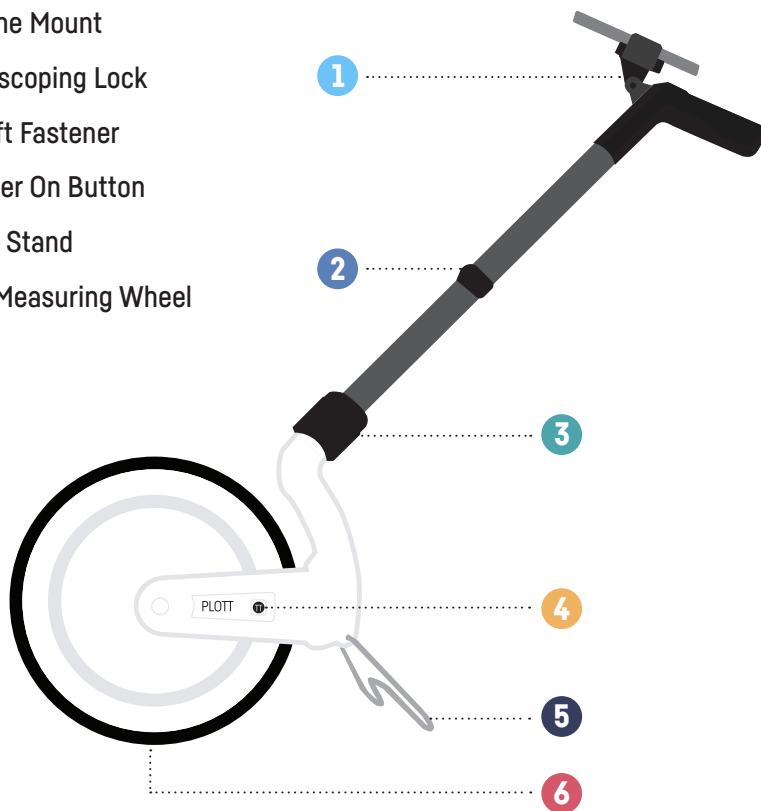
# CARTA





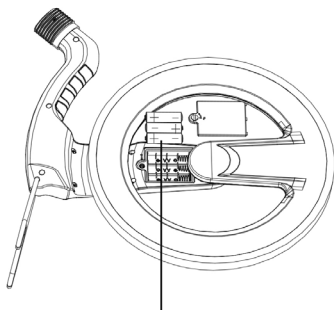
# Welcome to Carta

- 1 Phone Mount
- 2 Telescoping Lock
- 3 Shaft Fastener
- 4 Power On Button
- 5 Kick Stand
- 6 12" Measuring Wheel



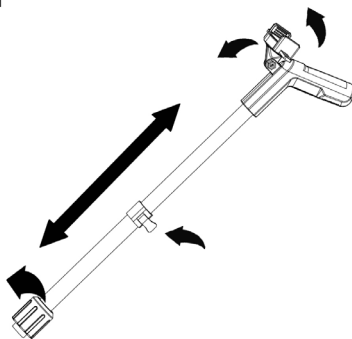
# Assembling Carta

1

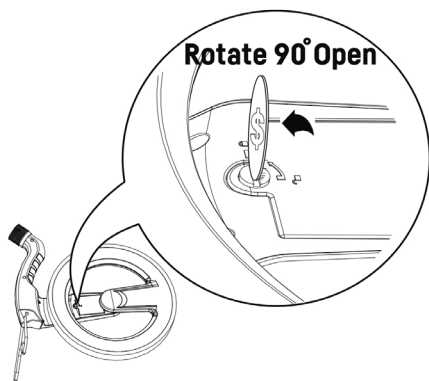


3xAA Battery

3

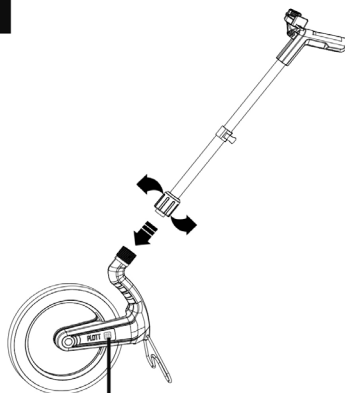


2



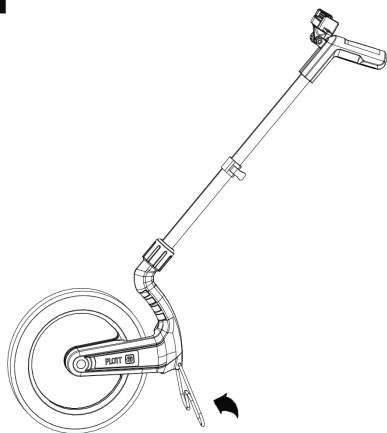
Rotate 90° Open

4

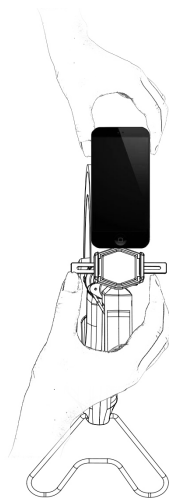


ON/OFF

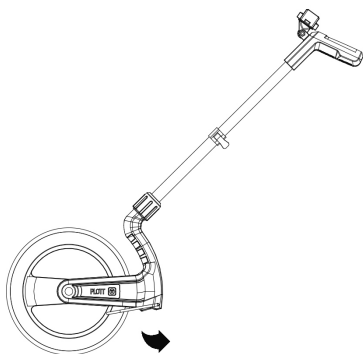
5



7



6




# Bluetooth Operation: Carta


**Step 1: Download PLOTT App**  
to your smartphone  
*[Plott-Creativity into Reality]*



**Step 2: Turn ON Carta**  
*press the ON button*  
*to start CARTA*



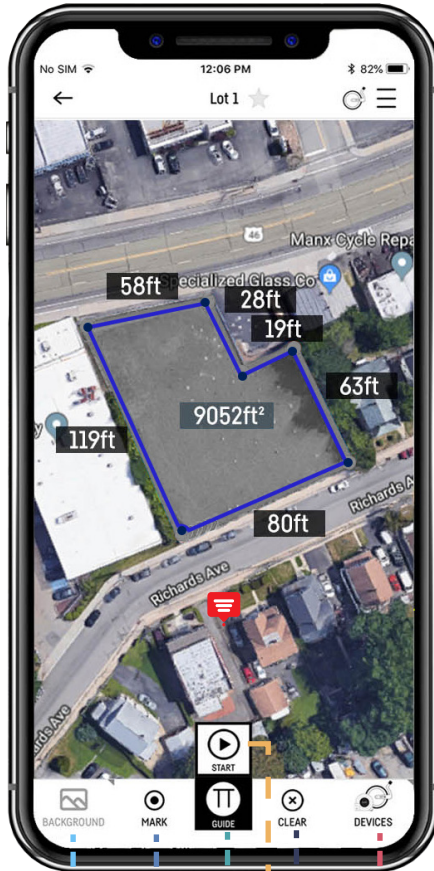
**Step 3: Connect your Carta**  
in the Bluetooth Device tab  
in the App menu.



**Bluetooth®**

"THE BLUETOOTH® WORD MARK AND LOGOS ARE REGISTERED TRADEMARKS OWNED BY BLUETOOTH SIG, INC. AND ANY USE OF SUCH MARKS BY PLOTT INC. IS UNDER LICENSE. OTHER TRADEMARKS AND TRADE NAMES ARE THOSE OF THEIR RESPECTIVE OWNERS."

# Carta App Use



- 1 Background**  
Take or Select a picture for scale and context
  - 2 Mark**  
Record a measurement and mark points on your project
  - 3 Guide Mode**  
Navigate to your marked points from a known starting point
  - 4 Start**  
Begin measuring
  - 5 Clear**  
Delete the whole Path
  - 6 Devices**  
Switch between Plott devices
- Notes**  
Press and hold the screen to add notes



# Specifications

Range*	0 - 9,999.99 m [32808.4 ft]
Accuracy	± 0.2%.
Smallest unit displayed	0.01 m [0.03 ft]
Battery	3×AA alkaline
Battery life	≥ 18 hours
Bluetooth	4.2
APP Operating System	IOS & Android 5.0
Dimension (h x d x w)	100.84 x 36 x 91.78 mm [4 x 1.4 x 3.6]
Weight	1648 g [58 oz]
Storage temperature range	-20 ° - 70 °C [-4 ° - 158 °F]
Operating Temperature Range	-10 ° - 40 °C [14 ° - 104 °F]

\* Display range on APP



# User Safety

## **WARNING:**

Carefully read the Safety Instructions and Product Manual before using this product. The person responsible for the instrument must ensure that all users understand and adhere to these instructions.

## **FCC & IC Compliance**

This device complies with part 15 of the FCC Rules. Operation is subject to the following two conditions: (1) This device may not cause harmful interference, and (2) this device must accept any interference received, including interference that may cause undesired operation.

This device contains licence-exempt transmitter[s]/receiver[s] that comply with Innovation, Science and Economic Development Canada's licence-exempt RSS[s]. Operation is subject to the following two conditions:

- (1) This device may not cause interference.
- (2) This device must accept any interference, including interference that may cause undesired operation of the device.

L'émetteur/récepteur exempt de licence contenu dans le présent appareil est conforme aux CNR d'Innovation, Sciences et Développement économique Canada applicables aux appareils radio exempts de licence. L'exploitation est autorisée aux deux conditions suivantes :

- 1) L'appareil ne doit pas produire de brouillage;
- 2) L'appareil doit accepter tout brouillage radioélectrique subi, même si le brouillage est susceptible d'en compromettre le fonctionnement.

Changes or modifications not expressly approved by the party responsible for compliance could void the user's authority to operate the equipment.

# User Safety

**NOTE:** This equipment has been tested and found to comply with the limits for a Class B digital device, pursuant to part 15 of the FCC Rules. These limits are designed to provide reasonable protection against harmful interference in a residential installation. This equipment generates, uses and can radiate radio frequency energy and, if not installed and used in accordance with the instructions, may cause harmful interference to radio communications. However, there is no guarantee that interference will not occur in a particular installation. If this equipment does cause harmful interference to radio or television reception, which can be determined by turning the equipment off and on, the user is encouraged to try to correct the interference by one or more of the following measures:

- Reorient or relocate the receiving antenna.
- Increase the separation between the equipment and receiver.
- Connect the equipment into an outlet on a circuit different from that to which the receiver is connected.
- Consult the dealer or an experienced radio/TV technician for help.

To satisfy FCC / IC RF exposure requirements, a separation distance of 20 cm or more should be maintained between the antenna of this device and persons during device operation.

To ensure compliance, operations at closer than this distance is not recommended.

Les antennes installées doivent être situées de façon à ce que la population ne puisse y être exposée à une distance de moins de 20 cm. Installer les antennes de façon à ce que le personnel ne puisse approcher à 20 cm ou moins de la position centrale de l'antenne. La FCC des États-Unis stipule que cet appareil doit être en tout temps éloigné d'au moins 20 cm des personnes pendant son fonctionnement.

# User Safety

## WARNING:

Indicates a potentially hazardous situation or an unintended use which, if not avoided, will result in death or serious injury.

## CAUTION

Indicates a potentially hazardous situation or an unintended use which, if not avoided, may result in minor injury and/or appreciable material, financial and environmental damage. Important paragraphs which must be adhered to in practice as they enable the product to be used in a technically correct and efficient manner.

## RECYCLING

**DO NOT** dispose of this product with household waste.

**ALWAYS** dispose of batteries per local code.

**PLEASE RECYCLE** in line with local provisions for the collection and disposal of electrical and electronic waste under the WEEE Directive.

## DECLARATION OF CONFORMITY

Carta declares that the CE Mark has been applied to this product in accordance with the CE Marking Directive 93/68/EEC.



## Battery Safety



### WARNING:

Batteries can explode or leak and can cause injury or fire.

To reduce this risk:

**Always** follow all instructions and warnings on the battery label and package.

**Do Not** short any battery terminals.

**Do Not** charge alkaline batteries.

**Do Not** mix old and new batteries. Replace all of them at the same time with new batteries of the same brand and type.

**Do Not** mix battery chemistries.

**Do Not** dispose of batteries in fire

**Always** remove batteries if the device will not be used for several months

### Note:

- Ensure that the correct batteries are used as recommended.
- Ensure the batteries are inserted in the correct manner, with the correct polarity.



**PLOTT**

69 King St., Dover, NJ 07801 U.S.A

Tel: [973] 347-6830

Fax: [973] 347-6870

E-Mail: [hello@letsplott.com](mailto:hello@letsplott.com)

**[www.LETSPLOTT.com](http://www.LETSPLOTT.com)**