

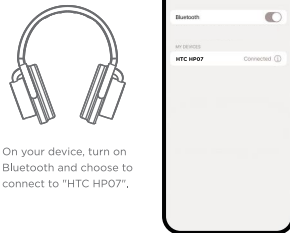
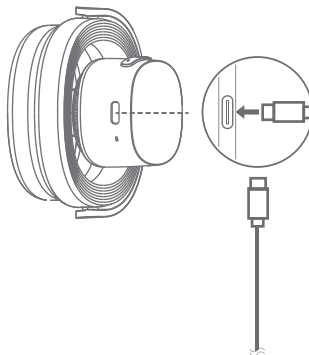
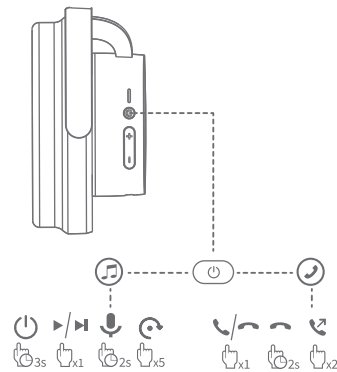
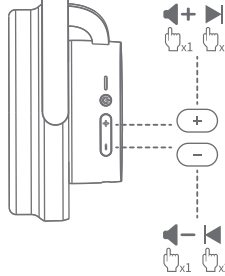











<div><div>htc</div><div>头戴式无线蓝牙耳机7</div></div> <div></div> <div><div>快速入门指南</div><div>使用前请阅读使用说明书</div><div>HTC HP07</div></div>	<div><div>产品规格</div><div>型号:HTC HP07</div></div> <div><div>蓝牙</div><div>范围:≈10m</div><div>版本:6.0</div></div> <div><div>喇叭</div><div>直径:40mm</div><div>阻抗:32Ω</div></div> <div><div>功率</div><div>输入:5V=400mA</div><div>电池容量:400mAh</div><div>使用时间:≈5.5小时</div><div>充电时间:≈3小时</div></div>	<div><div>物品清单</div></div> <div></div> <div><div>耳机</div></div> <div><div>快速入门指南</div></div> <div><div>Type-C充电线</div></div>	<div><div>如何正确佩戴耳机</div></div> <div></div>	<div><div>连接到蓝牙设备</div></div> <div></div> <div><div>在您的设备上,打开蓝牙并选择连接到“HTC HP07”。</div></div>	<div><div>充电</div></div> <div></div>	<div><div>基本操作</div></div> <div></div>	<div></div>																				
<div><div>产品操作说明</div><div>开机/关机</div><div>按住  3秒, 开机。</div><div>注: 开机后, 3分钟未与蓝牙设备配对连接, 自动关机; 超出有效连接距离, 未与蓝牙设备连接, 3分钟后自动关机。</div><div>功能操作</div><div><div>暂停/播放: 点击  一次</div><div>音量加: 点击  一次</div><div>音量减: 点击  一次</div><div>上一曲: 点击  两次</div><div>下一曲: 点击  两次</div><div>通话接听/结束: 点击  一次</div><div>通话拒接: 按住  2秒</div><div>通话回拨: 点击  两次</div><div>激活语音助手: 按住  2秒</div><div>恢复出厂设置: 点击  五次</div><div>注: 恢复出厂设置后, 耳机自动关机</div></div></div>	<div><div>蓝牙设备连接</div><div>首次使用, 通过蓝牙设备设置选项, 搜索耳机蓝牙配对名“HTC HP07”, 点击连接成功。</div><div>注: HTC HP07会自动与蓝牙设备同步音量。</div><div>指示灯显示</div><table><tr><th>指示灯</th><th>状态</th></tr><tr><td>红灯和蓝灯交替闪烁</td><td>开机/未配对</td></tr><tr><td>蓝灯闪烁</td><td>配对成功</td></tr><tr><td>红色常亮</td><td>充电中</td></tr><tr><td>蓝灯常亮</td><td>充满电</td></tr></table></div>	指示灯	状态	红灯和蓝灯交替闪烁	开机/未配对	蓝灯闪烁	配对成功	红色常亮	充电中	蓝灯常亮	充满电	<div><div>产品中有害物质名称及含量</div><table><tr><th colspan="2">产品中有害物质的名称及含量</th></tr><tr><th>部件名称</th><th>有害物质</th></tr><tr><th></th><th>铅(Pb) 汞(Hg) 镉(Cd) 六价铬 (Cr(VI)) 多溴联苯 (PBB) 多溴二苯醚 (PBDE)</th></tr><tr><td>印刷电路组件</td><td>○ ○ ○ ○ ○ ○</td></tr><tr><td>外壳等小结构件</td><td>○ ○ ○ ○ ○ ○</td></tr></table><div>本表格依据SJ/T 11364的规定编制。 ○ : 表示该有害物质在该部件所有均质材料中的含量均在GB/T 26572规定的限量要求以下。 × : 表示该有害物质至少在该部件的某一均质材料中的含量超出GB/T 26572规定的限量要求。 表单标记“X”的部件, 皆因全球技术发展水平限制而无法实现有害物质的替代。</div><div>印刷电路板组件: 包括印刷电路板及其零部件, 电子元器件等, 根据产品型号不同, 您所购买的产品可能不会含有以上所有部件</div></div>	产品中有害物质的名称及含量		部件名称	有害物质		铅(Pb) 汞(Hg) 镉(Cd) 六价铬 (Cr(VI)) 多溴联苯 (PBB) 多溴二苯醚 (PBDE)	印刷电路组件	○ ○ ○ ○ ○ ○	外壳等小结构件	○ ○ ○ ○ ○ ○	<div><div>重要安全说明</div><div>在使用本产品之前, 请仔细阅读本说明书中的所有安全说明。</div><div>常规安全说明</div><ul style="list-style-type: none">小心使用本产品, 并将其存放在没有极端温度、高温高压和潮湿的清洁环境中, 确保产品存放在不易弯曲或挤压的地方。维修和更换只能由授权的售后服务人员进行。请勿自行拆卸或更换产品的任何部件, 以防受伤或损坏设备。对产品的任何未经授权修改都将使保修无效。仅在允许蓝牙传输的环境中使用本产品。<div>个人安全说明</div><ul style="list-style-type: none">如果产品有明显缺陷或出现膨胀或温度过高等异常, 请勿使用。执行需要全神贯注的高风险任务时, 请勿使用本产品。为了保护您的听力, 请勿长时间高音量收听。请将产品及其包装放在儿童和宠物接触不到的地方, 以防发生吞咽和窒息等事故<div>电池安全说明</div><div>该产品内置可充电电池, 请阅读以下说明, 确保安全使用和处置。</div><ul style="list-style-type: none">请勿将产品长时间暴露在高温中, 如明火或阳光直射。仅将产品存放在环境温度在 0°C 至 35°C (32°F 至 95°F) 的环境中。请勿在易产生灰尘、烟雾、高温、高压或高温度的环境中使用或存放本产品。保持产品干燥, 远离液体或湿气。只能使用经 FCC 或 CCC 认证、输出电压为 DC 5V/1A 的充电器。充电时不要使用产品。产品充电时间不要超过8小时。按照当地的废物管理规定负责任地处理产品。</div>	<div><div>快速入门指南</div><div>使用前请阅读使用说明书</div><div>HTC HP07</div></div>	<div><div>快速入门指南</div><div>使用前请阅读使用说明书</div><div>HTC HP07</div></div>	<div><div>快速入门指南</div><div>使用前请阅读使用说明书</div><div>HTC HP07</div></div>	<div><div>快速入门指南</div><div>使用前请阅读使用说明书</div><div>HTC HP07</div></div>
指示灯	状态																										
红灯和蓝灯交替闪烁	开机/未配对																										
蓝灯闪烁	配对成功																										
红色常亮	充电中																										
蓝灯常亮	充满电																										
产品中有害物质的名称及含量																											
部件名称	有害物质																										
	铅(Pb) 汞(Hg) 镉(Cd) 六价铬 (Cr(VI)) 多溴联苯 (PBB) 多溴二苯醚 (PBDE)																										
印刷电路组件	○ ○ ○ ○ ○ ○																										
外壳等小结构件	○ ○ ○ ○ ○ ○																										

<div data-bbox="133 1240 371 1288"> <h1>htc</h1> <h2>Wireless Headphones 7</h2> </div> <div data-bbox="169 1623 338 1657"> <h3>Quick Start Guide</h3> <h4>HTC HP07</h4> </div>	<div data-bbox="443 1245 620 1261"> <h3>Product Specifications</h3> </div> <div data-bbox="443 1267 523 1281"> <p>Model: HTC HP07</p> </div> <div data-bbox="443 1297 501 1310"> <h4>Bluetooth</h4> </div> <div data-bbox="443 1317 501 1342"> <p>Range: ≈ 10 m Version: 6.0</p> </div> <div data-bbox="443 1360 490 1372"> <h4>Speaker</h4> </div> <div data-bbox="443 1378 565 1492"> <p>Diameter: 40 mm Impedance: 32 Ω</p> <p>Input: 5 V=400 mA Battery capacity: 400 mAh Battery life: ≈ 55 hrs Charging time: ≈ 3 hrs</p> </div> <div data-bbox="443 1419 479 1433"> <h4>Power</h4> </div> <div data-bbox="443 1669 454 1680"> <p>12</p> </div>	<div data-bbox="826 1251 964 1267"> <h3>What's in the box</h3> </div> <div data-bbox="767 1317 1011 1646">  <p>Headphones</p> <p>Quick Start Guide</p> <p>Type-C cable</p> </div> <div data-bbox="745 1669 762 1680"> <p>13</p> </div>	<div data-bbox="1086 1251 1325 1267"> <h3>How to put on the headphones</h3> </div> <div data-bbox="1094 1331 1313 1612">  </div> <div data-bbox="1061 1669 1078 1680"> <p>14</p> </div>	<div data-bbox="1408 1251 1632 1267"> <h3>Connect to Bluetooth device</h3> </div> <div data-bbox="1402 1412 1641 1605">  <p>On your device, turn on Bluetooth and choose to connect to "HTC HP07".</p> </div> <div data-bbox="1374 1669 1391 1680"> <p>15</p> </div>	<div data-bbox="1801 1251 1868 1267"> <h3>Charging</h3> </div> <div data-bbox="1702 1360 1957 1655">  </div> <div data-bbox="1685 1669 1702 1680"> <p>16</p> </div>	<div data-bbox="2084 1251 2212 1267"> <h3>Basic operations</h3> </div> <div data-bbox="2006 1308 2284 1617">  </div> <div data-bbox="2004 1669 2020 1680"> <p>17</p> </div>	<div data-bbox="2370 1351 2555 1580">  </div> <div data-bbox="2311 1669 2328 1680"> <p>18</p> </div>										
<div data-bbox="124 1712 257 1728"> <h3>Basic Operations</h3> </div> <div data-bbox="124 1735 199 1748"> <h4>Power on/off</h4> </div> <div data-bbox="124 1750 376 1793"> <p>Press and hold  for three seconds.</p> <p>Note: If the device is left idle for three minutes, then it will automatically power off.</p> </div> <div data-bbox="124 1805 202 1816"> <h4>Key functions</h4> </div> <div data-bbox="124 1821 401 2025"> <ul style="list-style-type: none"> • Play/Pause: Press . • Play next track: Press  twice. • Answer/End call: Press . • Volume up: Press . • Volume down: Press . • Play previous track: Press  twice. • Reject call: Press and hold  for two seconds. • Callback: Press  twice. • Activate voice assistant: Press and hold  for two seconds. • Restore factory settings: Press  five times. <p>Note: After resetting to factory settings, then it will automatically power off.</p> </div> <div data-bbox="124 2140 141 2152"> <p>19</p> </div>	<div data-bbox="435 1710 598 1721"> <h4>Connect to Bluetooth device</h4> </div> <div data-bbox="435 1725 726 1762"> <p>On your device's Bluetooth connections menu, select "HTC HP07".</p> <p>Note: HTC HP07 automatically synchronizes its volume with your Bluetooth device.</p> </div> <div data-bbox="435 1766 518 1778"> <h4>Indicator LEDs</h4> </div> <div data-bbox="435 1784 715 1886"> <table> <tr> <th>LED</th><th>Status</th></tr> <tr> <td>Blinking red and blue</td><td>Powering on/unpaired</td></tr> <tr> <td>Blinking blue</td><td>Paired</td></tr> <tr> <td>Solid red</td><td>Charging</td></tr> <tr> <td>Solid blue</td><td>fully charged</td></tr> </table> </div> <div data-bbox="435 2140 460 2152"> <p>20</p> </div>	LED	Status	Blinking red and blue	Powering on/unpaired	Blinking blue	Paired	Solid red	Charging	Solid blue	fully charged	<div data-bbox="745 1710 978 1725"> <h3>Important Safety Instructions</h3> </div> <div data-bbox="745 1730 1031 1755"> <p>Carefully read all the safety instructions in this document before using the product.</p> </div> <div data-bbox="745 1759 898 1771"> <h4>General safety instructions</h4> </div> <div data-bbox="745 1775 1031 1923"> <ul style="list-style-type: none"> • Use the product with care and store it in a clean environment that is free from extreme temperature, pressure, and humidity. Make sure that the product is stored in a location where it cannot be bent or squeezed. • Repairs and replacements should only be performed by authorized after-sales service staff. Do not attempt to disassemble or replace any part of the product yourself to prevent injuries or damage to the device. Any unauthorized modification to the product voids the warranty. • Only use the product in environments where Bluetooth transmission is permitted. </div> <div data-bbox="745 1927 903 1939"> <h4>Personal safety instructions</h4> </div> <div data-bbox="745 1943 1031 2063"> <ul style="list-style-type: none"> • Do not use the product if it is obviously defective or exhibits abnormalities such as bulging or excessive heating. • Do not use the product when performing high-risk tasks that require your full attention. • For your hearing protection, do not listen at high volume for long periods. • Keep the product and its packaging out of reach of children and pets to prevent accidents such as swallowing and choking. </div> <div data-bbox="745 2140 770 2152"> <p>21</p> </div>	<div data-bbox="1061 1712 1211 1723"> <h4>Battery safety instructions</h4> </div> <div data-bbox="1061 1728 1313 1753"> <p>The product has a built-in rechargeable battery. Read the following instructions to ensure safe use and disposal.</p> </div> <div data-bbox="1061 1757 1352 1957"> <ul style="list-style-type: none"> • Keep the product away from prolonged exposure to heat sources such as open fires or direct sunlight. • Only store the product in environments with ambient temperatures of 0°C to 35°C (32°F to 95°F). • Do not use or store the product in dust-prone, smoke-prone, high-temperature, high-pressure, or highly humid environments. • Keep the product dry and away from liquids or moisture. • Only use an FCC or CCC-certified charger with an output voltage of 5 V/1 A DC. • Do not use the product while charging. • Do not leave the product charging for longer than eight hours. • Dispose of the product responsibly according to your local waste management guidelines. </div> <div data-bbox="1061 2140 1086 2152"> <p>24</p> </div>	<div data-bbox="1374 1712 1541 1728"> <h4>FCC ID: 2BHR-HP07</h4> </div> <div data-bbox="1374 1730 1433 1744"> <h5>FCC Caution:</h5> </div> <div data-bbox="1374 1748 1660 1821"> <p>This device complies with part 15 of the FCC Rules. Operation is subject to the following two conditions: (1) This device may not cause harmful interference, and (2) this device must accept any interference received, including interference that may cause undesired operation.</p> </div> <div data-bbox="1374 1823 1660 1877"> <p>Any Changes or modifications not expressly approved by the party responsible for compliance could void the user's authority to operate the equipment.</p> </div> <div data-bbox="1374 1880 1660 2131"> <p>Note: This equipment has been tested and found to comply with the limits for a Class B digital device, pursuant to part 15 of the FCC Rules. These limits are designed to provide reasonable protection against harmful interference in a residential installation. This equipment generates uses and can radiate radio frequency energy and, if not installed and used in accordance with the instructions, may cause harmful interference to radio communications. However, there is no guarantee that interference will not occur in a particular installation. If this equipment does cause harmful interference to radio or television reception, which can be determined by turning the equipment off and on, the user is encouraged to try to correct the interference by one or more of the following measures:</p> <ul style="list-style-type: none"> -Reorient or relocate the receiving antenna. -Increase the separation between the equipment and receiver. -Connect the equipment into an outlet on a circuit different from that to which the receiver is connected. </div> <div data-bbox="1374 2140 1397 2152"> <p>25</p> </div>	<div data-bbox="1685 1710 1981 1721"> <p>-Consult the dealer or an experienced radio/TV technician for help.</p> </div> <div data-bbox="1685 1725 1957 1737"> <p>*RF warning for Portable device:</p> </div> <div data-bbox="1685 1741 1957 1787"> <p>The device has been evaluated to meet general RF exposure requirement. The device can be used in portable exposure condition without restriction.</p> </div> <div data-bbox="1685 1800 1973 1930"> <table> <tr> <th>US REP</th></tr> <tr> <td>Company name: MIRAMONT SOLUTIONS LLC Company address: 34218 HOURGL</td></tr></table></div>	US REP	Company name: MIRAMONT SOLUTIONS LLC Company address: 34218 HOURGL
LED	Status																
Blinking red and blue	Powering on/unpaired																
Blinking blue	Paired																
Solid red	Charging																
Solid blue	fully charged																
US REP																	
Company name: MIRAMONT SOLUTIONS LLC Company address: 34218 HOURGL																	