

Test Setup Photos

EMI - Radiated Measurement Photos


Semi-anechoic Chamber #1

FCC	IC	Test Items	
15.205 / 15.209	6.2.1 / 6.2.2(o)(e3) / 6.3	General Field Strength Limits (Restricted Bands and Radiated Emission Limits)	Tx
15.205 / 15.209	6.2.1 / 6.2.2(o)(e3) / 7.3	General Field Strength Limits (Restricted Bands and Radiated Emission Limits)	Rx

ThinkPad X30 Series



Front view




Rear view

ThinkPad X40 Series



Front view




Rear view

EMI - Conducted Measurement Photos


EMI conducted room (shield room)

FCC	IC	Test Items	
15.207	6.2.2(o)(e3) / 6.6	AC Wireline Conducted emissions	Tx
15.207	6.2.2(o)(e3) / 7.4	AC Wireline Conducted emissions	Rx

ThinkPad X30 Series



ThinkPad X40 Series




Conducted Measurement Photos

EMI Semi-anechoic Chamber #1, Operation Room

FCC	IC	Measurement Items	
15.247(a)(2)	6.2.2(o)(b)	Bandwidth at 6 dB blow	Tx
15.247(b)(3)		Peak output power	
15.247(c)	5.9.1	Out of Band Emissions	
	6.2.2(o)(e1)	IC: Occupied BW (20dB BW)	
15.247(d)	6.2.2(o)(b)	Transmitter power spectral density	

ThinkPad X30 Series



Antenna cable

ThinkPad X40 Series

