


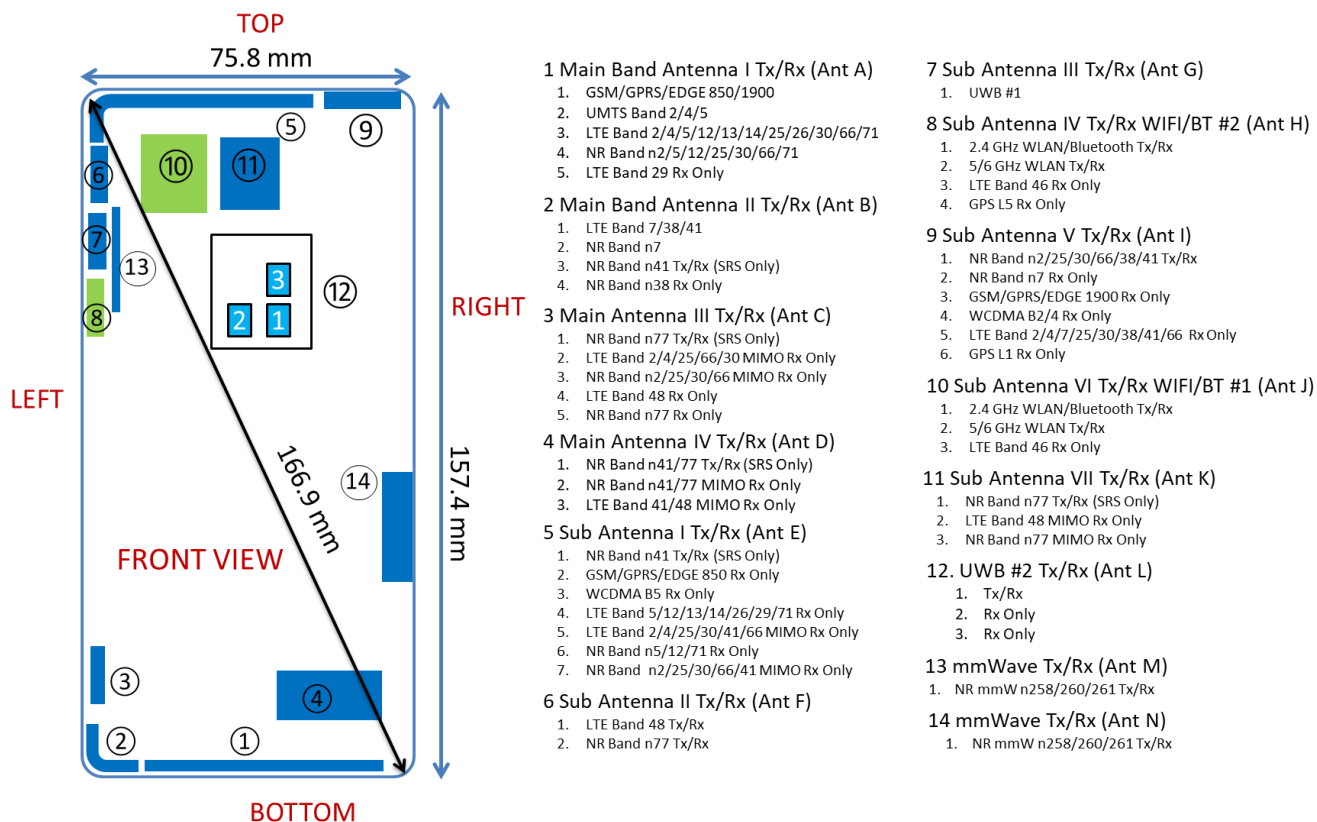


APPENDIX F: DUT ANTENNA DIAGRAM & SAR TEST SETUP PHOTOGRAPHS

FCC ID A3LSMS906U	 <small>Proud to be part of </small>	SAR EVALUATION REPORT		Approved by: Quality Manager
Test Dates: 09/19/21 - 11/15/21	DUT Type: Portable Handset	APPENDIX F: Page 1 of 13		



Note: Exact antenna dimensions and separation distances are shown in the Technical Descriptions in the FCC Filing.

Figure F-1
DUT Antenna Locations

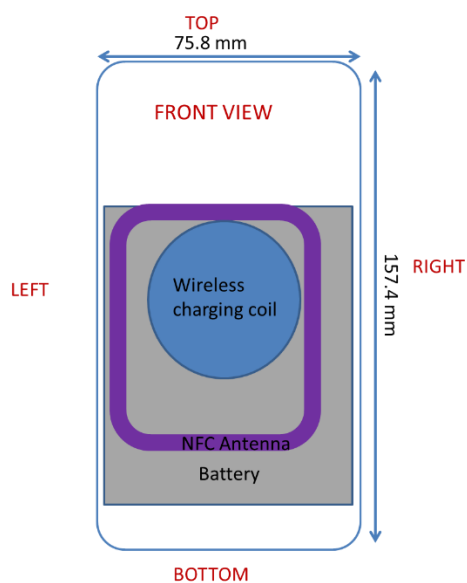






Figure F-2
NFC Antenna Locations




FCC ID A3LSMS906U		SAR EVALUATION REPORT		Approved by: Quality Manager
Test Dates: 09/19/21 - 11/15/21	DUT Type: Portable Handset			APPENDIX F: Page 2 of 13




SAR Test Setup Photo 1 – Head, Right Cheek, 0 mm




SAR Test Setup Photo 2 – Head, Right Tilt, 0 mm



FCC ID A3LSMS906U	 PCTEST Proud to be part of 	SAR EVALUATION REPORT		Approved by: Quality Manager
Test Dates: 09/19/21 - 11/15/21	DUT Type: Portable Handset			APPENDIX F: Page 3 of 13




SAR Test Setup Photo 3 – Head, Left Cheek, 0 mm




SAR Test Setup Photo 4 – Head, Left Tilt, 0 mm



FCC ID A3LSMS906U	 PCTEST <small>Proud to be part of element</small>	SAR EVALUATION REPORT		Approved by: Quality Manager
Test Dates: 09/19/21 - 11/15/21	DUT Type: Portable Handset			APPENDIX F: Page 4 of 13




SAR Test Setup Photo 5 – Body-worn, Back Side at 15mm




SAR Test Setup Photo 6 – Hotspot, Back Side at 10mm



FCC ID A3LSMS906U	 PCTEST <small>Proud to be part of element</small>	SAR EVALUATION REPORT		Approved by: Quality Manager
Test Dates: 09/19/21 - 11/15/21	DUT Type: Portable Handset			APPENDIX F: Page 5 of 13




SAR Test Setup Photo 7 – Phablet, Back Side at 8mm




SAR Test Setup Photo 8 – Phablet, Back Side at 0mm



FCC ID A3LSMS906U	 PCTEST <small>Proud to be part of element</small>	SAR EVALUATION REPORT		Approved by: Quality Manager
Test Dates: 09/19/21 - 11/15/21	DUT Type: Portable Handset			APPENDIX F: Page 6 of 13




SAR Test Setup Photo 9 – Hotspot, Front Side at 10mm




SAR Test Setup Photo 10 – Phablet, Front Side at 6mm



FCC ID A3LSMS906U	 PCTEST <small>Proud to be part of element</small>	SAR EVALUATION REPORT		Approved by: Quality Manager
Test Dates: 09/19/21 - 11/15/21	DUT Type: Portable Handset			APPENDIX F: Page 7 of 13




SAR Test Setup Photo 11 – Phablet, Front Side at 0mm




SAR Test Setup Photo 12 – Hotspot, Top Edge at 10mm



FCC ID A3LSMS906U	 PCTEST <small>Proud to be part of element</small>	SAR EVALUATION REPORT		Approved by: Quality Manager
Test Dates: 09/19/21 - 11/15/21	DUT Type: Portable Handset			APPENDIX F: Page 8 of 13




SAR Test Setup Photo 13 – Phablet, Top Edge at 0mm




SAR Test Setup Photo 14 – Phablet, Bottom Edge at 11mm



FCC ID A3LSMS906U	 PCTEST <small>Proud to be part of the element</small>	SAR EVALUATION REPORT		Approved by: Quality Manager
Test Dates: 09/19/21 - 11/15/21	DUT Type: Portable Handset			APPENDIX F: Page 9 of 13




SAR Test Setup Photo 15 – Hotspot, Bottom Edge at 10mm




SAR Test Setup Photo 16 – Phablet, Bottom Edge at 0mm



FCC ID A3LSMS906U	 PCTEST <small>Proud to be part of element</small>	SAR EVALUATION REPORT		Approved by: Quality Manager
Test Dates: 09/19/21 - 11/15/21	DUT Type: Portable Handset			APPENDIX F: Page 10 of 13




SAR Test Setup Photo 17 – Hotspot, Right Edge at 10mm




SAR Test Setup Photo 18 – Phablet, Right Edge at 0mm



FCC ID A3LSMS906U	 PCTEST <small>Proud to be part of element</small>	SAR EVALUATION REPORT		Approved by: Quality Manager
Test Dates: 09/19/21 - 11/15/21	DUT Type: Portable Handset			APPENDIX F: Page 11 of 13




SAR Test Setup Photo 19 – Hotspot, Left Edge at 10mm





SAR Test Setup Photo 20 – Phablet, Left Edge at 0mm

FCC ID A3LSMS906U	 PCTEST <small>Proud to be part of element</small>	SAR EVALUATION REPORT		Approved by: Quality Manager
Test Dates: 09/19/21 - 11/15/21	DUT Type: Portable Handset			APPENDIX F: Page 12 of 13



SAR Test Setup Photo 21 – Reference Lines

FCC ID A3LSMS906U	 PCTEST <small>Proud to be part of the element</small>	SAR EVALUATION REPORT 	Approved by: Quality Manager
Test Dates: 09/19/21 - 11/15/21	DUT Type: Portable Handset	APPENDIX F: Page 13 of 13	