

## FCC - TEST REPORT

Report Number : **60.792.18.015.01E01** Date of Issue : November 16, 2018

Model : HG04705-US-RX

Product Type : WIRELESS WEATHER STATION

Applicant : Lidl US Trading, LLC

Address : 3500 South Clark Street, Arlington, VA 22202, USA

Production Facility : PUTIAN DIOR INDUSTRIAL CO., LTD.

Address : Linan Industrial Area, Xianyou County, Putian, Fujian, China

Test Result : ☒ **Positive** ☐ **Negative**

Total pages including Appendices : 111

*TÜV SÜD Certification and Testing (China) Co., Ltd. Shenzhen Branch is a subcontractor to TÜV SÜD Product Service GmbH according to the principles outlined in ISO 17025.*

*TÜV SÜD Certification and Testing (China) Co., Ltd. Shenzhen Branch reports apply only to the specific samples tested under stated test conditions. Construction of the actual test samples has been documented. It is the manufacturer's responsibility to assure that additional production units of this model are manufactured with identical electrical and mechanical components. The manufacturer/importer is responsible to the Competent Authorities in Europe for any modifications made to the production units which result in non-compliance to the relevant regulations. TÜV SÜD Certification and Testing (China) Co., Ltd. Shenzhen Branch shall have no liability for any deductions, inferences or generalizations drawn by the client or others from TÜV SÜD Certification and Testing (China) Co., Ltd. Shenzhen Branch issued reports.*

*This report is the confidential property of the client. As a mutual protection to our clients, the public and ourselves, extracts from the test report shall not be reproduced except in full without our written approval*

# 1 Table of Contents

1 Table of Contents.....	2
2 Description of Equipment Under Test .....	3
3 Summary of Test Standards .....	4
4 Details about the Test Laboratory .....	5
4.1 Test Equipment Site List .....	6
4.2 Measurement System Uncertainty .....	7
5 Summary of Test Results.....	8
6 General Remarks .....	9
7 Emission Test Results .....	10
7.1 Radiated Emission.....	10

## 2 Description of Equipment Under Test

### Description of the Equipment Under Test

Product:	<b>WIRELESS WEATHER STATION</b>
Model no.:	HG04705-US-RX
FCC ID:	2AJ9O-HG4705RX
Rating:	3.0VDC (3 x 1.5VDC size "AA" batteries)
Frequency:	433.92MHz
Modulation:	FSK

### 3 Summary of Test Standards

Test Standards
FCC Part 15 Subpart B 10-1-18 Edition Federal Communications Commission, PART 15 — Radio Frequency Devices, Subpart B — Unintentional Radiators

## 4 Details about the Test Laboratory

### Site 1

Company name: TÜV SÜD Certification and Testing (China) Co., Ltd. Shenzhen Branch  
Building 12&13 Zhiheng Wisdomland Business Park,  
Nantou Checkpoint Road 2,  
Shenzhen 518052, P.R.China  
FCC Registration Number: 502708

Emission Tests	
Test Item	Test Site
<b>FCC Part 15 Subpart B</b>	
FCC Title 47 Part 15.109 Radiated Emission 30MHz-1000MHz	Site 1
FCC Title 47 Part 15.107 Conduct Emission 150kHz-30MHz	N/A

## 4.1 Test Equipment Site List

### Radiated emission Test – Site 1

DESCRIPTION	MANUFACTURER	MODEL NO.	SERIAL NO.	CAL. DUE DATE
EMI Test Receiver	Rohde & Schwarz	ESR 26	101269	2019-7-6
Trilog Super Broadband Test Antenna	Schwarzbeck	VULB 9163	707	2019-6-28
Horn Antenna	Rohde & Schwarz	HF907	102294	2019-6-28
Pre-amplifier	Rohde & Schwarz	SCU 18	102230	2019-7-6
Signal Generator	Rohde & Schwarz	SMY01	839369/005	2019-7-6
Attenuator	Agilent	8491A	MY39264334	2019-7-6
3m Semi-anechoic chamber	TDK	9X6X6	----	2020-7-7
Test software	Rohde & Schwarz	EMC32	Version 9.15.00	N/A

## 4.2 Measurement System Uncertainty

### Measurement System Uncertainty Emissions

System Measurement Uncertainty	
Items	Extended Uncertainty
Uncertainty for Radiated Emission in 3m chamber 30MHz-1000MHz	Horizontal: 4.83dB; Vertical: 4.91dB;
Uncertainty for Radiated Emission in 3m chamber 1000MHz-25000MHz	Horizontal: 4.89dB; Vertical: 4.88dB;

## 5 Summary of Test Results

Emission Tests				
FCC Part 15 Subpart B				
Test Condition	Pages	Test Result		
		Pass	Fail	N/A
FCC Title 47 Part 15.109 Radiated Emission 30MHz-1000MHz	10-11	<input checked="" type="checkbox"/>	<input type="checkbox"/>	<input type="checkbox"/>
FCC Title 47 Part 15.107 Conduct Emission 150kHz-30MHz	NA	<input type="checkbox"/>	<input type="checkbox"/>	<input checked="" type="checkbox"/>



## 6 General Remarks

### Remarks

All mode has been tested, only worst case has shown.

### SUMMARY:

- All tests according to the regulations cited on page 5 were

■ - Performed

□ - **Not** Performed

- The Equipment Under Test

■ - **Fulfills** the general approval requirements.


□ - **Does not** fulfill the general approval requirements.

Sample Received Date: November 1, 2018

Testing Start Date: November 2, 2018


Testing End Date: November 12, 2018

Reviewed by:



Hosea CHAN  
EMC Project Engineer

Prepared by:



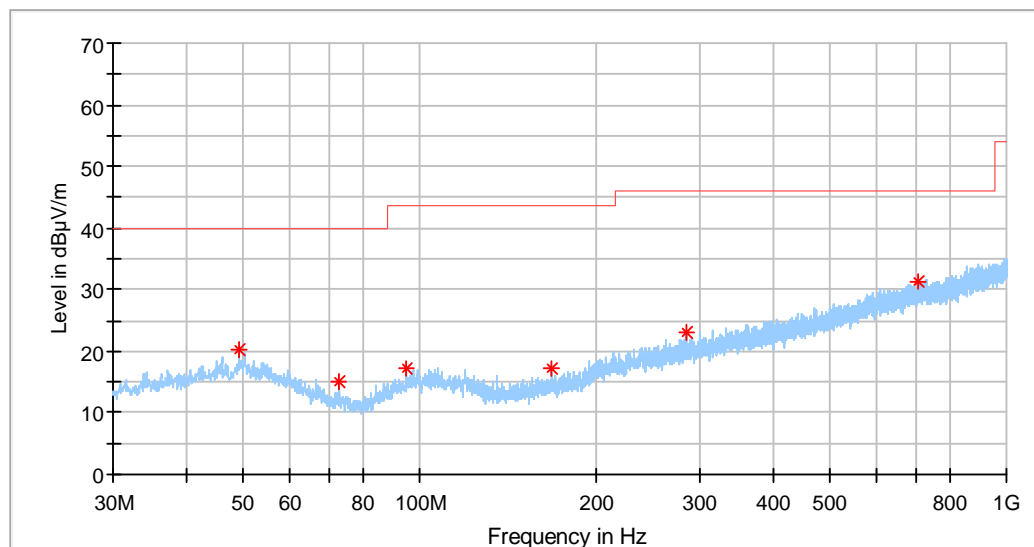
Eric LI  
EMC Senior Project Engineer

## 7 Emission Test Results

### 7.1 Radiated Emission

EUT: HG04705-US-RX  
 Op Condition: Receive Mode  
 Test Specification: Antenna: Horizontal  
 Comment: 3 VDC

Test Result	
<input checked="" type="checkbox"/>	Passed
<input type="checkbox"/>	Not Passed

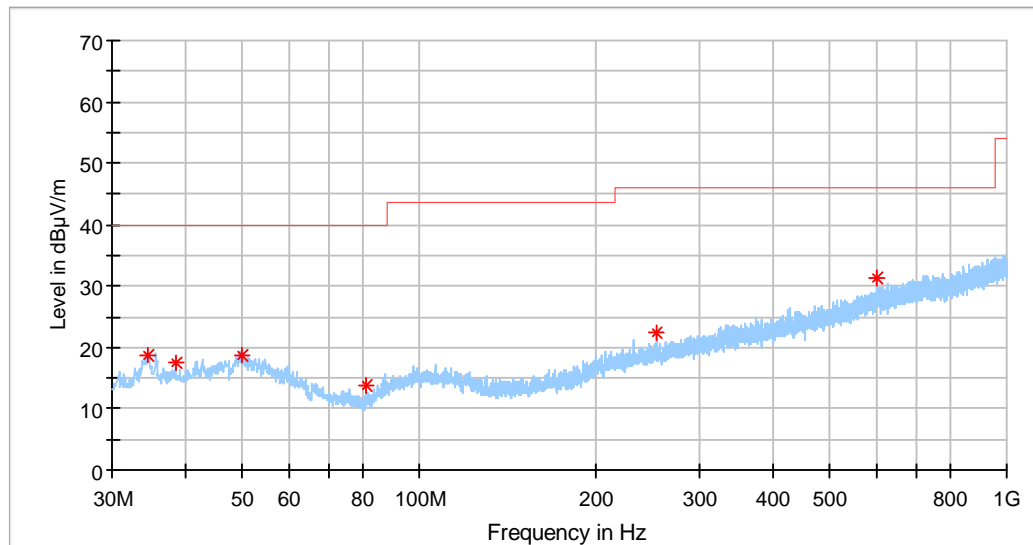


Frequency (MHz)	QuasiPeak (dBμV/m)	Limit (dBμV/m)	Margin (dB)
49.278750	20.35	40.00	-19.65
72.922500	14.93	40.00	-25.07
94.686875	17.33	43.50	-26.17
168.103750	17.20	43.50	-26.30
285.291875	23.15	46.00	-22.85
706.878125	31.21	46.00	-14.79

## Radiated Emission

EUT: HG04705-US-RX  
 Op Condition: Receive Mode  
 Test Specification: Antenna: Vertical  
 Comment: 3 VDC

Test Result  
☒ Passed  
☐ Not Passed



Frequency (MHz)	MaxPeak (dBμV/m)	Limit (dBμV/m)	Margin (dB)
34.607500	18.59	40.00	-21.41
38.548125	17.50	40.00	-22.50
49.824375	18.77	40.00	-21.23
81.288750	13.82	40.00	-26.18
252.978750	22.39	46.00	-23.61
600.663125	31.31	46.00	-14.69