

XT2131-1/ XT2131-3/ XT2131-4/ XT2131DL

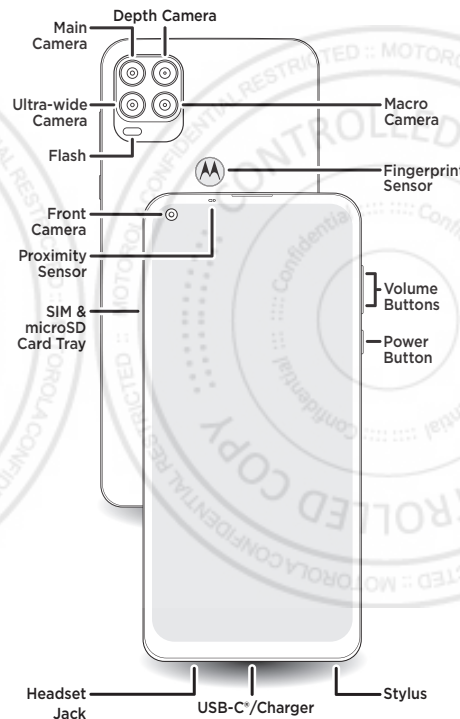
read me
read me2

en-US | es-US



Let's get started

Before using your phone, please read the legal, safety, and regulatory information provided with your product.



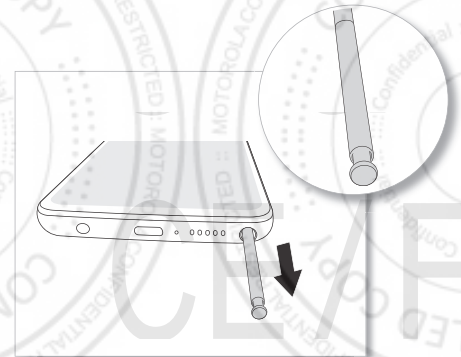
Use the stylus

Your phone comes with a stylus that you can use to navigate apps, take notes, edit screenshots, color images, and more.

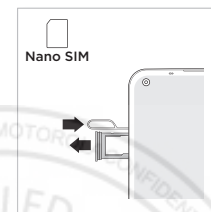
To remove the stylus, push the stylus inward to release it, then pull it out.

To store the stylus, insert it into the slot. Then, push it until it locks in place.

To set up your stylus, swipe up from the home screen and tap **Settings > Stylus**.

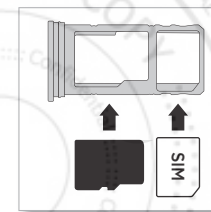


Put in the cards & power on



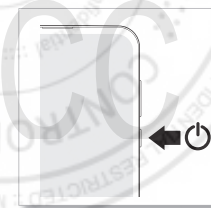
1 Insert the SIM tool into the hole next to the tray to pop out the tray.

Make sure you use the correct size SIM card and don't cut the SIM card.



2 Insert the SIM card(s) with the gold contacts down, then gently push the tray into the slot.

Add a microSD card for additional storage.*



3 Press and hold the Power button, then follow the prompts to get started.

Help & more

Get answers, updates, and info:

- **Help is here:** From the home screen, swipe up and tap **Settings > Help** to learn how to use your phone and get support.
- **Get more:** Get software, user guides, and more at www.motorola.com/mymotog.
- **Get apps:** Tap **Play Store** to browse and download apps.

Note: 5G service plan and 5G network coverage required; available only in select areas; device not compatible with all 5G networks; coverage/compatibility may be expanded to additional areas in the future. Contact your service provider for details.

Legal information. This guide provides important legal, safety, and regulatory information that you should read before using your product. For the complete legal information, from the home screen swipe up and tap **Settings > Q**, then type **Legal information**, or visit www.motorola.com/device-legal.

Water repellent. Your phone is not waterproof. For more about your phone's water-repellent design and care, swipe up and tap **Settings > Help**.

Battery safety. To prevent possible burning and injury, the battery in your phone should only be removed by a Motorola-approved service center or similar skilled personnel.

If your phone becomes unresponsive, press and hold the Power button until the screen goes dark and your phone restarts. Charge your phone using a compatible Motorola charger. Use of other chargers is not recommended. Don't charge your phone in temperatures below -20°C (-4°F) or above 45°C (113°F). For more, see the "Legal information" section of this guide, or visit www.motorola.com/device-legal.

Warning about high volume usage. To prevent possible hearing damage, do not listen at high volume levels for long periods. When your headset volume reaches the high volume threshold, a warning shows. Tap **OK** to dismiss it, or wait one to five seconds, then press the Volume Up button to dismiss the alert and enable the volume to continue to be adjusted.

Disposal & recycling. For help recycling products and packaging responsibly, visit www.motorola.com/recycling.

Extreme heat or cold. Don't use your phone in temperatures below -20°C (-4°F) or above 45°C (113°F). Don't store/transport your phone in temperatures below -20°C (-4°F) or above 60°C (140°F).

Legal disclaimers. Features, services and applications are network dependent and may not be available in all areas; additional terms/charges may apply. Product specifications and other information contained in this guide are believed to be accurate at the time of printing. Motorola reserves the right to correct or change any information without notice.

Arbitration. Your purchase is governed by a binding arbitration clause. For more information and how to opt-out, see the legal guide that came with your phone.

Copyright & trademarks. MOTOROLA, the stylized M logo, MOTO, and the MOTO family of marks are trademarks or registered trademarks of Motorola Trademark Holdings, LLC. Google, Android, Google Play and other

*microSD card is optional, sold separately.





Protect your phone with
MotoCare Protection.
To learn more, visit
motorola.com/motocare



CE/FCC

motorola.com

