

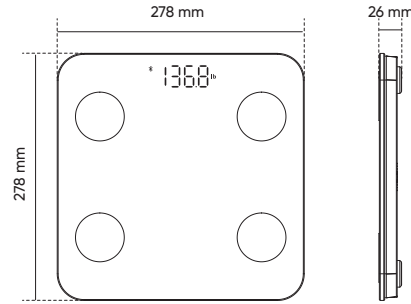
# QUICK START GUIDE

## WELCOME TO WYZE

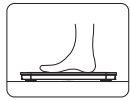
Hi! Thanks for getting your hands on a Wyze Scale S, and if this is your first Wyze product, welcome to the Wyze family! You just made a commitment to a better, more connected lifestyle. This guide will help you get things set up.

### IN THE BOX

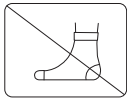
Wyze Scale S × 1  
1.5V AAA Batteries × 3  
Quick Start Guide × 1



### TIPS



Place on a hard, flat surface



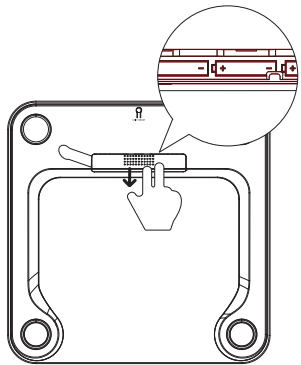
Don't wear socks



Don't let your knees touch

## SETUP

- ▶ Before first use, remove the plastic strip from the battery compartment.

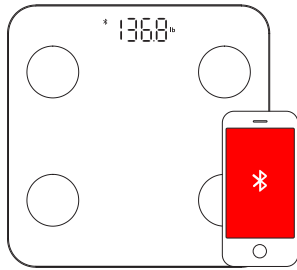


Note: When inserting the batteries, line up the positive and negative signs to make sure the batteries are installed correctly.

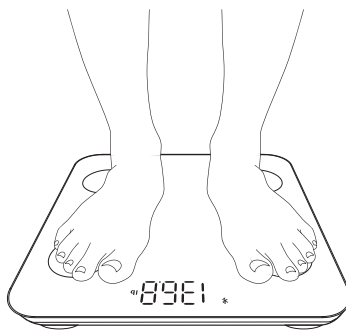
- ▶ Download the Wyze app and sign in or create an account.



- ▶ In the Wyze app, tap the + plus sign, then Add Device > Lifestyle > Wyze Scale S. Follow the instructions in the Wyze app to complete setup. To connect, enable your phone's Bluetooth and tap on the scale's surface to activate it.



- ▶ After the connection is established, place the scale on a hard, flat surface and step onto the scale with bare feet to begin the measurement. Make sure your feet are touching the 4 electrodes for the most accurate measurements.



## UNITS



On the back of your Wyze Scale S, you will find the UNIT/RESET button. Press it to change the units from lb to kg.

## NOTES

- You can share Wyze Scale S with other family members by following the sharing instructions inside the Wyze app.
- Your scale may need to be calibrated to show accurate weight measurements. Place the scale on a hard, flat surface and re-calibrate it (step on and then step off, allowing the scale to return to "0.0 lb").
- If you work out more than 8 hours a week and have a resting heart rate below 60 bpm, you may need to use Athlete Mode.
- Make sure your age, sex, and height entered during the setup process are correct to get the most accurate results.
- Open the Wyze app and connect to your Wyze Scale S before taking measurements to ensure the data is recorded on the correct profile.
- If your Wyze Scale S is shared by users with similar weights, make sure the scale is connected to the Wyze app of the user taking the measurement or data may not be recorded on the correct profile.
- People that are under 18 or over 65 years of age, that are pregnant, that have osteoporosis or very low bone density, that have edema, or that have artificial dialysis should use Wyze Scale S only as a reference as the body fat measurement could be inaccurate due to deviations from standard averages.

## LED DISPLAY



Suspected error. Please clean the scale with a damp cloth if needed, then step on the scale again with bare feet.



The batteries are low. Please replace the batteries.




The batteries are critically low. Please replace the batteries.



Weight not in supported range. Please measure again.

## EXPLANATION OF SYMBOLS ON UNIT



Warning.



Please recycle where facilities exist. Waste electrical products should not be disposed of with household waste. Check with your local authority or retailer for recycling advice.



Keep dry.

## CAUTION

Never use this product in combination with medical electronic devices such as:

- (1) Medical electronic implants such as pacemakers.
- (2) Electronic life support systems such as artificial heart/lungs.
- (3) Portable electronic medical devices such as electrocardiographs.

Pregnant women should consult their healthcare provider before use. Some physical conditions could affect hydration levels that may lead to inaccurate results. Please consult your healthcare provider for more information.

## GENERAL SAFETY & PRECAUTIONS

1. Do not stand on the edge of scale, as you may fall over or influence the accuracy of the measurement.
2. Do not use the scale on a tiled or wet floor, as this may result in a fall.
3. Make sure the surface of the scale is clean before you step onto it, to prevent any slippage.
4. Treat your scale with care. Do not drop it or jump on it. The scale is designed to be stood on; misuse or abuse may break the electronic sensors, cause injury, or result in inaccurate measurements.
5. Avoid using this scale near strong magnetic fields, such as microwave ovens, etc.
6. This device complies with part 15 of the FCC Rules. Its operation is subject to the following two conditions: (1) this device may not cause harmful interference, and (2) this device must accept any interference received, including interference that may cause undesired operation.
7. Charges or modifications not expressly approved by the party responsible for compliance could void the user's authority to operate the equipment.
8. This device contains licence-exempt transmitter(s)/receiver(s) that comply with Innovation, Science and Economic Development Canada's

licence-exempt RSS(s). Operation is subject to the following two conditions:

- (1) This device may not cause interference.
- (2) This device must accept any interference, including interference that may cause undesired operation of the device.

L' émetteur /récepteur exempt de licence contenu dans le présent appareil est conforme aux CNR d' Innovation, Sciences et Développement économique Canada applicables aux appareils radio exempts de licence. L' exploitation est autorisée aux deux conditions suivantes:

- (1) L' appareil ne doit pas produire de brouillage;
- (2) L' appareil doit accepter tout brouillage radioélectrique subi, même si le brouillage est susceptible d' en compromettre le fonctionnement.

9. This equipment complies with IC RSS-102 radiation exposure limits set forth for an uncontrolled environment. This transmitter must not be co-located or operating in conjunction with any other antenna or transmitter.

Cet équipement est conforme aux limites d' exposition aux radiations IC CNR-102 établies pour un environnement non contrôlé. Cet émetteur ne doit pas être situé au même endroit ou fonctionner avec une autre antenne ou un autre émetteur.

10. Bluetooth® associated logos are registered trademarks owned by Bluetooth SIG, Inc. and any use of such marks by Wyze Labs Inc. is permitted under license. Other trademarks and trade names are those of their respective owners.

NOTE: This equipment has been tested and found to comply with the limits for a Class B digital device, pursuant to part 15 of the FCC Rules. These limits are designed to provide reasonable protection against harmful interference in a residential installation. This equipment generates, uses, and can radiate radio

frequency energy and, if not installed and used in accordance with the instructions, may cause harmful interference to radio communications. However, there is no guarantee that interference will not occur in a particular installation. If this equipment does cause harmful interference to radio or television reception, which can be determined by turning the equipment off and on, the user is encouraged to try to correct the interference by one or more of the following measures:

- Reorient or relocate the receiving antenna.
- Increase the separation between the equipment and receiver.
- Connect the equipment to an outlet on a circuit different from that to which the receiver is connected.
- Consult the dealer or an experienced radio/TV technician for help.

## CARE & MAINTENANCE

1. Avoid high temperatures and irradiation.
2. If the scale is stored close to freezing point, allow it to acclimate to room temperature before use.
3. Remove the batteries if the scale is not going to be used for 3 months or more.
4. Clean the scale with a soft damp cloth. Do not use abrasive or solvent-based cleaners, and never immerse it in water.
5. The scale will maintain its safety and performance features for at least 10,000 measurements.

## WARRANTY INFORMATION

Wyze Scale S is warranted to be free from defects in materials and workmanship appearing within 1 year from the date of purchase, when used in accordance with the instructions provided. The above warranties extend only to the original retail purchaser. We will, at our option, repair or replace without charge any product covered by the above warranties. Repair or replacement is our only responsibility and your only remedy under the above warranties.

## Caution

- replacement of a battery with an incorrect type that can defeat a safeguard (for example, in the case of some lithium battery types);

- disposal of a battery into fire or a hot oven, or mechanically crushing or cutting of a battery, that can result in an explosion;

- leaving a battery in an extremely high temperature surrounding environment that can result in an explosion or the leakage of flammable liquid or gas;

- a battery subjected to extremely low air pressure that may result in an explosion or the leakage of flammable liquid or gas.

## SPECIFICATIONS

Product Name: Wyze Scale S  
Model: WSCALS  
Product Size: 278 mm x 278 mm x 26 mm  
Product Weight: 4.07 lbs / 1.85 kg  
Power: 3 x 1.5V AAA batteries (included)  
Display Units: lb/kg  
Compatibility: Android 5.0+, IOS 9.0+  
Measurement Range: Weight: 11 - 400 lbs / 5 - 180 kg  
Operating Temperature: 41°F - 104°F (5°C - 40°C)  
Operating Humidity: 20 - 85%RH  
Storage and Transport Humidity: ≤90%RH  
Storage and Transport Temperature: -4°F - 131°F (-20°C - 55°C)

## FCC Compliance Statements

This device complies with Part 15 of the FCC Rules. Operation is subject to the following two conditions: (1) this device may not cause harmful interference, and (2) this device must accept any interference received, including interference that may cause undesired operation.

Note: This equipment has been tested and found to comply with the limits for a Class B digital device, pursuant to Part 15 of the FCC Rules. These limits are designed to provide reasonable protection against harmful interference in a residential installation. This equipment generates, uses and can radiate radio frequency energy and, if not installed and used in accordance with the instructions, may cause harmful interference to radio communications. However, there is no guarantee that interference will not occur in a particular installation. If this equipment does cause harmful interference to radio or television reception, which can be determined by turning the equipment off and on, the user is encouraged to try to correct the interference by one or more of the following measures:

- Reorient or relocate the receiving antenna.
- Increase the separation between the equipment and receiver.
- Connect the equipment to an outlet on a circuit different from that to which the receiver is connected.
- Consult the dealer or an experienced radio/TV technician for help.

Caution: Changes or modifications not expressly approved by the party responsible for compliance could void the user's authority to operate the equipment. This equipment complies with FCC radiation exposure limits set forth for an uncontrolled environment. This transmitter must not be co-located or operating in conjunction with any other antenna or transmitter. ISD Compliance Statements This device contains licence-exempt transmitter(s)/ receiver(s) that comply with Innovation, Science and Economic Development Canada's licence-exempt RSS(s).

Operation is subject to the following two conditions: (1) This device may not cause interference. (2) This device must accept any interference, including interference that may cause undesired operation of the device.

L'émetteur /récepteur exempt de licence contenu dans le présent appareil est conforme aux CNR d'Innovation, Sciences et Développement économique Canada applicables aux appareils radio exempts de licence. L'exploitation est autorisée aux deux conditions suivantes :

- (1) L'appareil ne doit pas produire de brouillage;
- (2) L'appareil doit accepter tout brouillage radioélectrique subi, même si le brouillage est susceptible d'en compromettre le fonctionnement.

This equipment complies with IC RSS-102 radiation exposure limits set forth for an uncontrolled environment. This transmitter must not be co-located or operating in conjunction with any other antenna or transmitter. ce matériel est conforme aux limites de dose d'exposition aux rayonnements ic rss-102 énoncées pour un autre environnement. cet émetteur ne doit pas être situées ou opérant conjointement avec toute autre antenne ou l'émetteur.

## NEED HELP?

Contact our Support Team:  
<https://wyze.com/support>

Join the Community:  
<https://wyze.com/community>



Scan the QR code to learn more