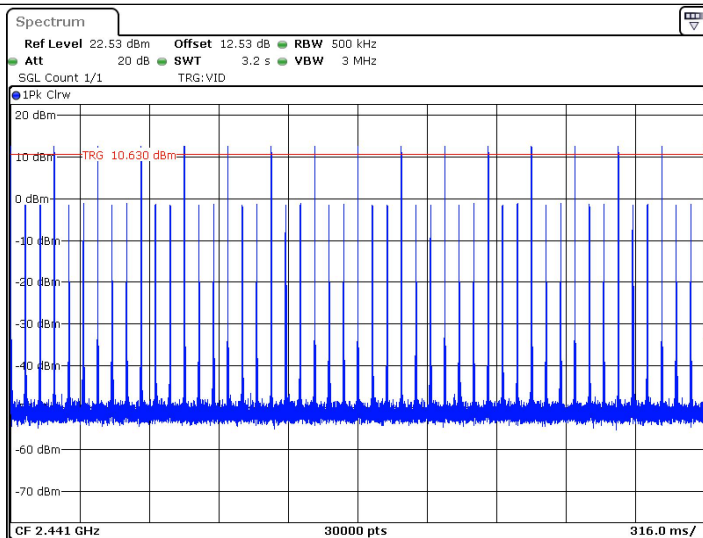
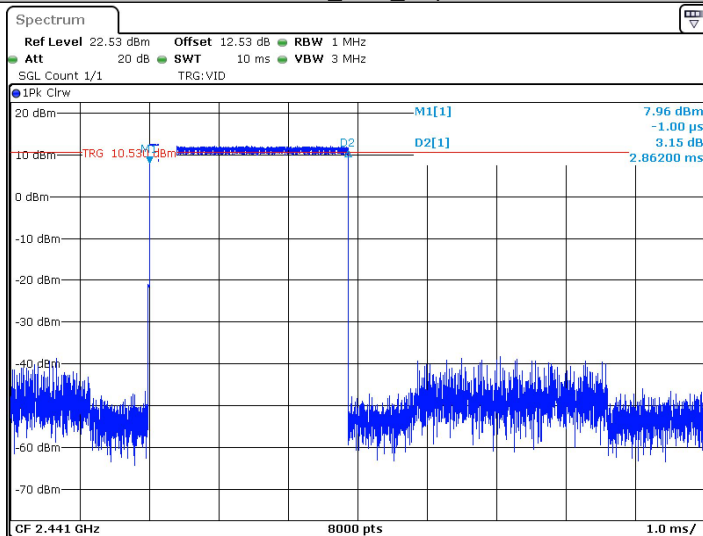


Date: 30 DEC 2024 16:31:50

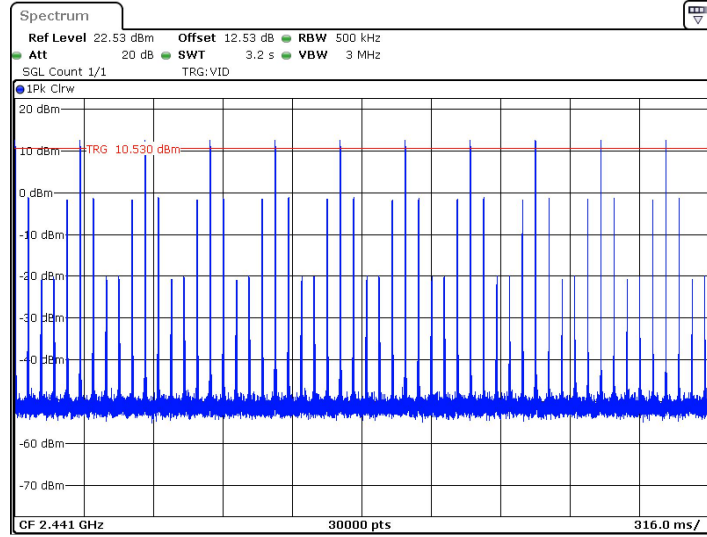


Date: 30 DEC 2024 16:31:56

## 2DH5\_Ant1\_Hop

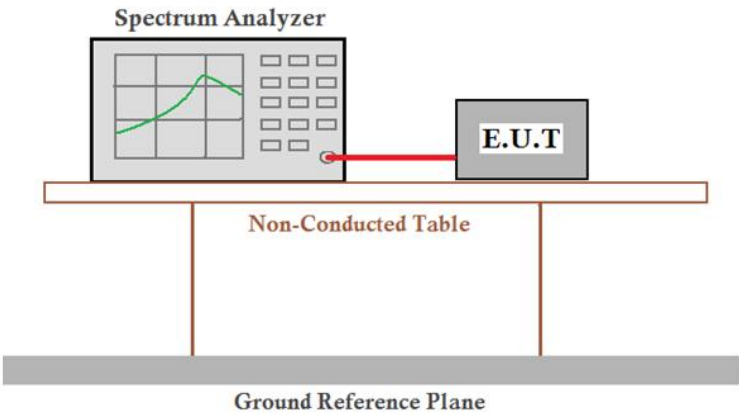


Date: 30 DEC 2024 16:30:40



Date: 30 DEC 2024 16:30:45

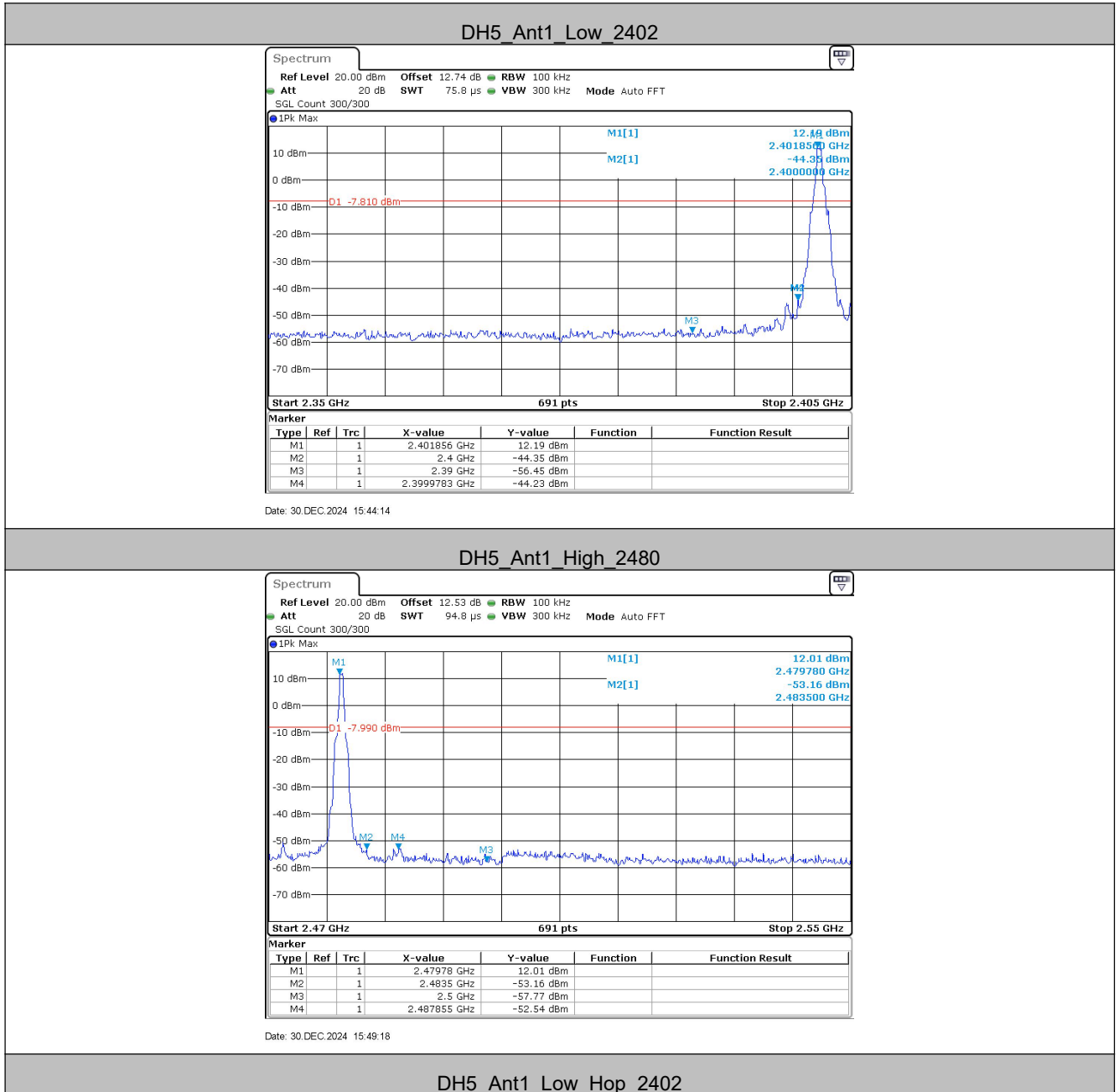
## 5.8 Band-edge for RF Conducted Emissions

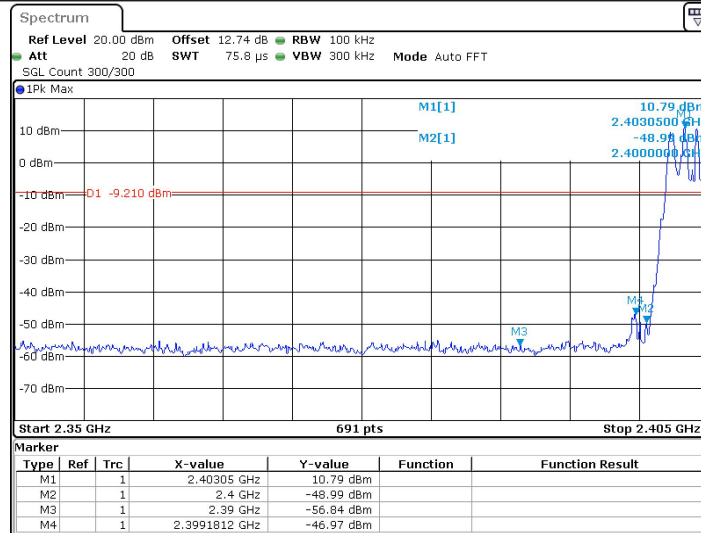
Test Requirement:	47 CFR Part 15C Section 15.247 (d)
Test Method:	ANSI C63.10:2013
Test Setup:	 <p>Remark: <math>Offset = cable\ loss + attenuation\ factor</math>.</p>
Limit:	In any 100 kHz bandwidth outside the frequency band in which the spread spectrum intentional radiator is operating, the radio frequency power that is produced by the intentional radiator shall be at least 20 dB below that in the 100 kHz bandwidth within the band that contains the highest level of the desired power, based on either an RF conducted or a radiated measurement.
Exploratory Test Mode:	Hopping and Non-hopping transmitting with all kind of modulation and all kind of data type
Final Test Mode:	Only the worst case is recorded in the report.
Test Results:	Pass

Measurement Data

TestMode	ChName	Freq(MHz)	RefLevel [dBm]	Result [dBm]	Limit [dBm]	Verdict
DH5	Low	2402	12.19	-44.23	$\leq -7.81$	PASS
	High	2480	12.01	-52.54	$\leq -7.99$	PASS
	Low	Hop_2402	10.79	-46.97	$\leq -9.21$	PASS
	High	Hop_2480	11.36	-53.6	$\leq -8.64$	PASS
2DH5	Low	2402	12.07	-31.94	$\leq -7.93$	PASS
	High	2480	10.27	-48.51	$\leq -9.73$	PASS
	Low	Hop_2402	7.59	-36.44	$\leq -12.41$	PASS
	High	Hop_2480	8.28	-52.08	$\leq -11.72$	PASS

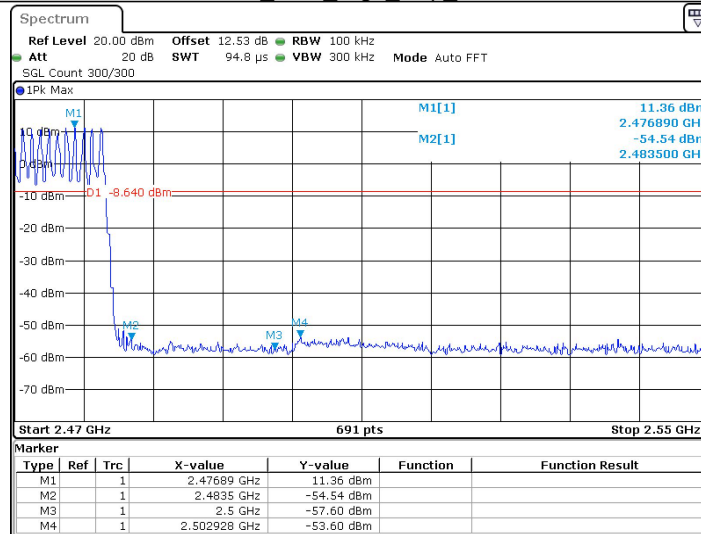
Test plot as follows:





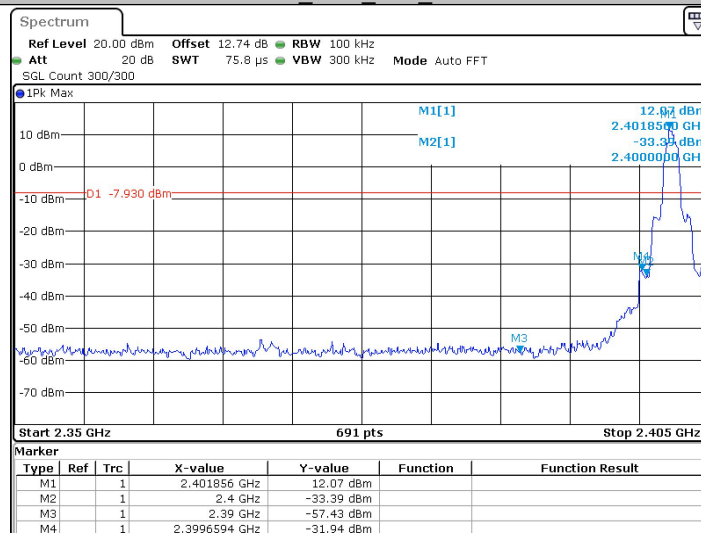
Date: 30.DEC.2024 16:22:49

### DH5\_Ant1\_High\_Hop\_2480



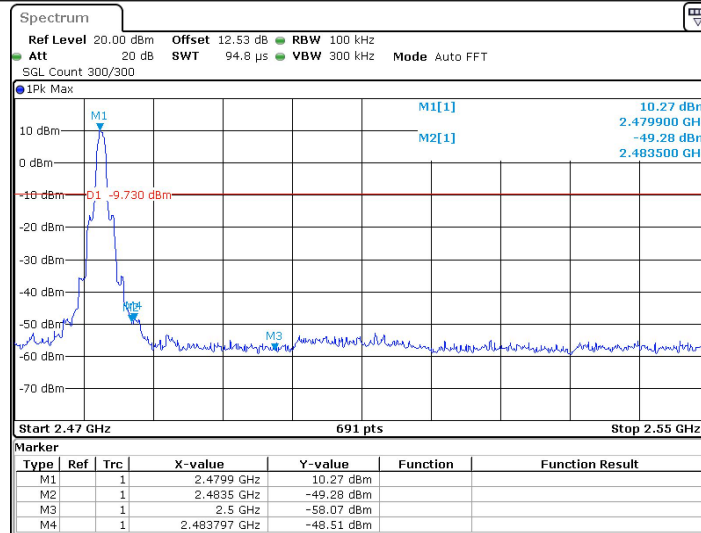
Date: 30.DEC.2024 16:28:41

### 2DH5\_Ant1\_Low\_2402



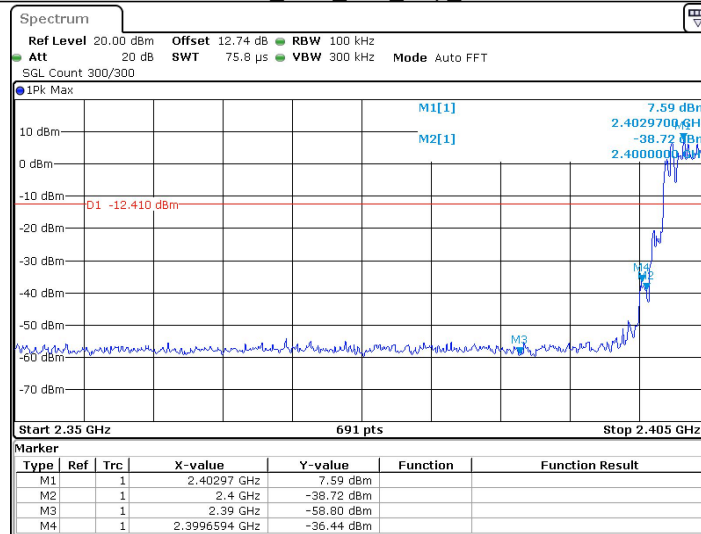
Date: 30.DEC.2024 15:51:43

### 2DH5\_Ant1\_High\_2480



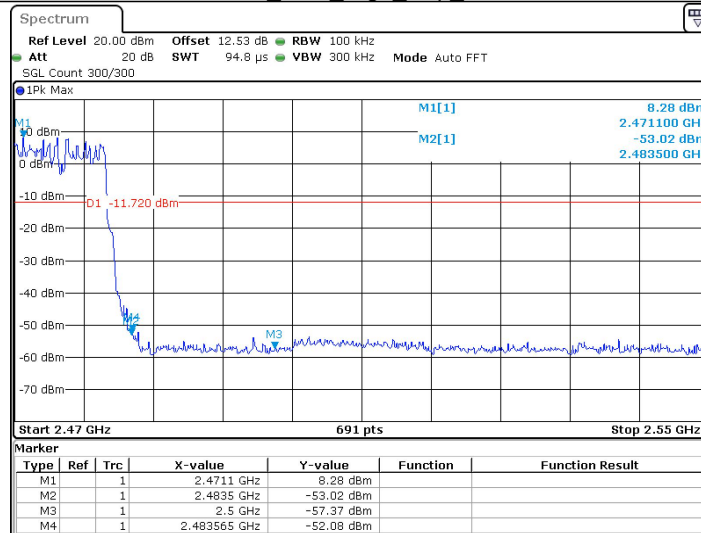
Date: 30.DEC.2024 16:19:57

### 2DH5\_Ant1\_Low\_Hop\_2402



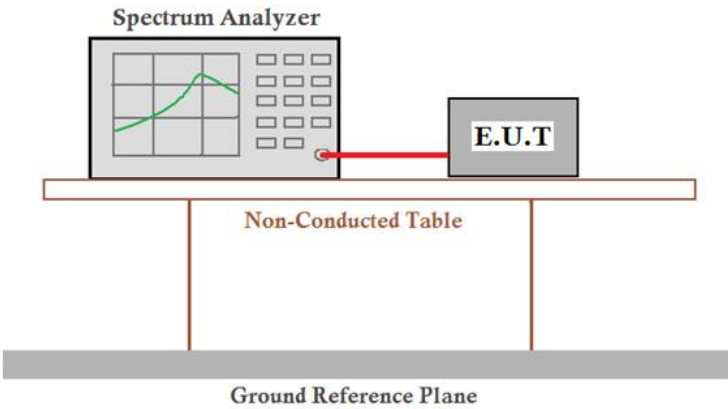
Date: 30.DEC.2024 16:29:15

### 2DH5\_Ant1\_High\_Hop\_2480



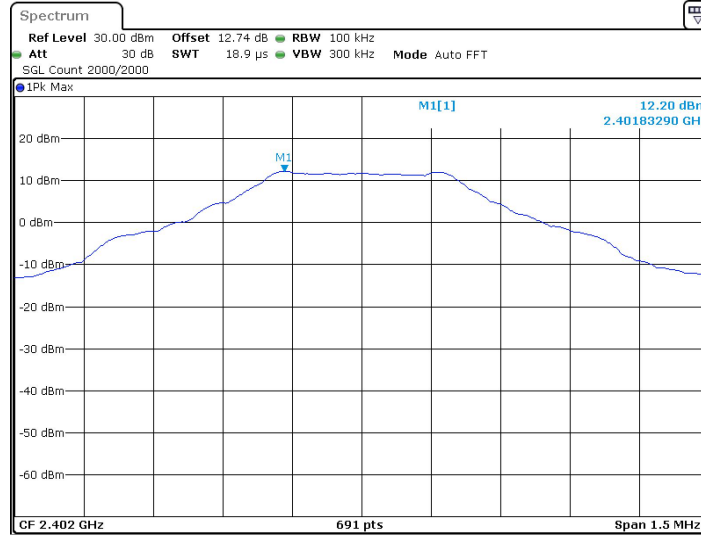
Date: 30.DEC.2024 16:32:14

## 5.9 Spurious RF Conducted Emissions

Test Requirement:	47 CFR Part 15C Section 15.247 (d)
Test Method:	ANSI C63.10:2013
Test Setup:	 <p>Remark: Offset=cable loss+ attenuation factor.</p>
Limit:	In any 100 kHz bandwidth outside the frequency band in which the spread spectrum intentional radiator is operating, the radio frequency power that is produced by the intentional radiator shall be at least 20 dB below that in the 100 kHz bandwidth within the band that contains the highest level of the desired power, based on either an RF conducted or a radiated measurement.
Exploratory Test Mode:	Non-hopping transmitting with all kind of modulation and all kind of data type
Final Test Mode:	Through Pre-scan, find the DH5 of data type is the worst case of GFSK modulation type, 2-DH5 of data type is the worst case of $\pi/4$ DQPSK modulation type.
Test Results:	Pass

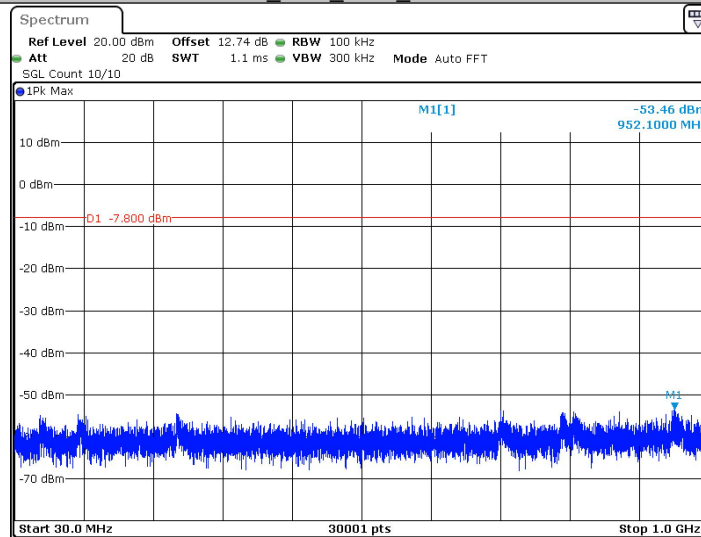


DH5\_Ant1\_2402\_0~Reference



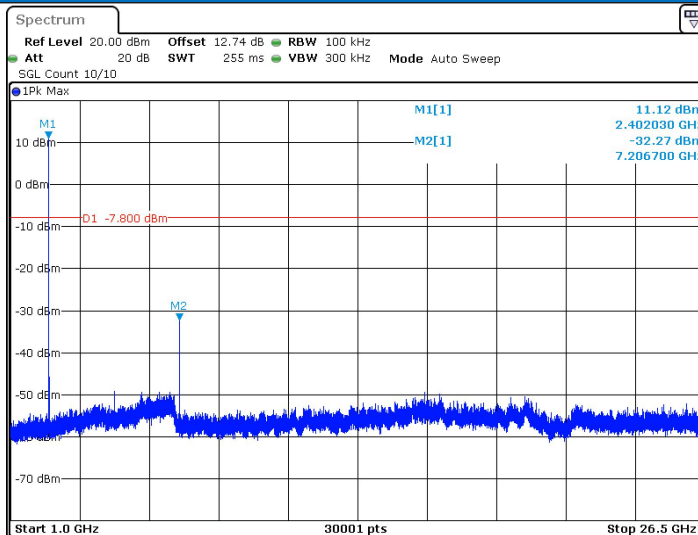
Date: 30 DEC.2024 15:46:31

DH5\_Ant1\_2402\_30~1000



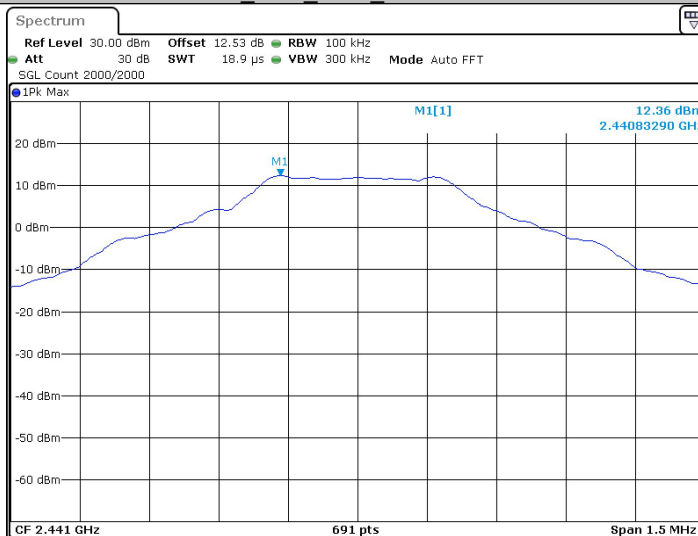
Date: 30 DEC.2024 15:46:36

DH5\_Ant1\_2402\_1000~26500



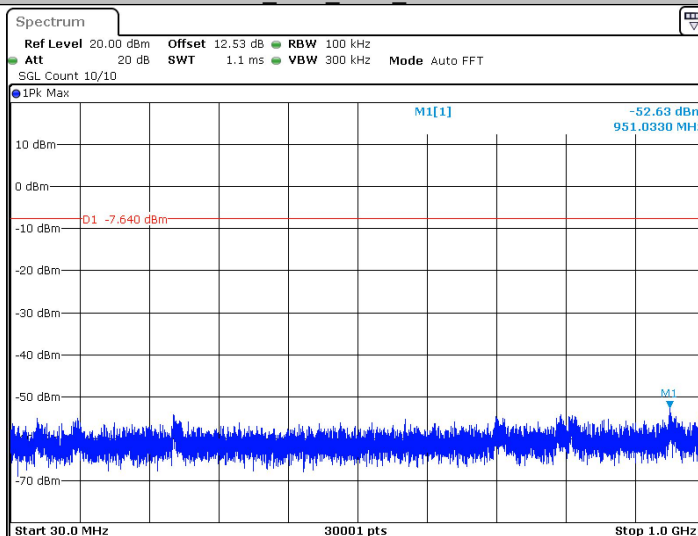
Date: 30.DEC.2024 15:46:47

DH5\_Ant1\_2441\_0~Reference



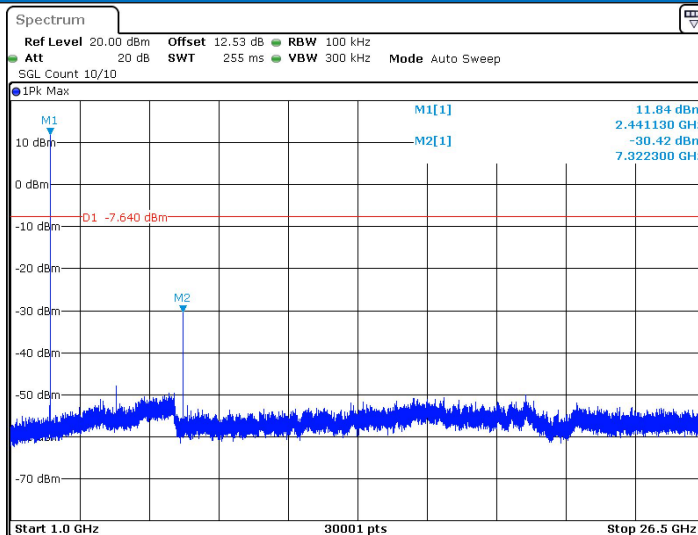
Date: 30.DEC.2024 15:48:33

DH5\_Ant1\_2441\_30~1000



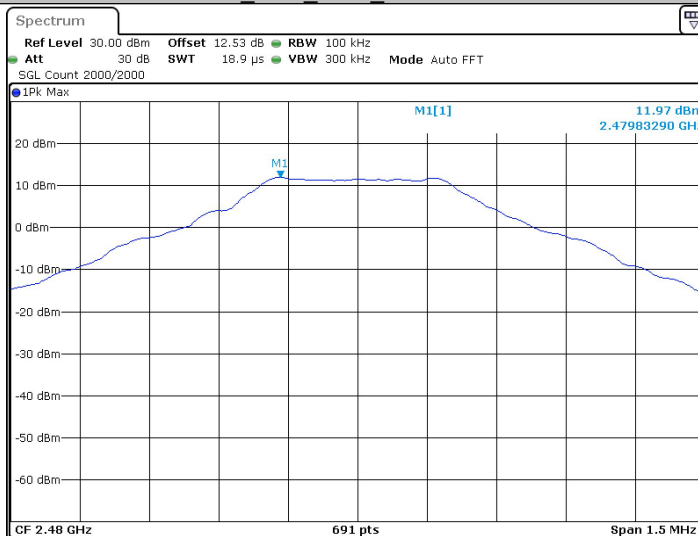
Date: 30.DEC.2024 15:48:38

DH5\_Ant1\_2441\_1000~26500



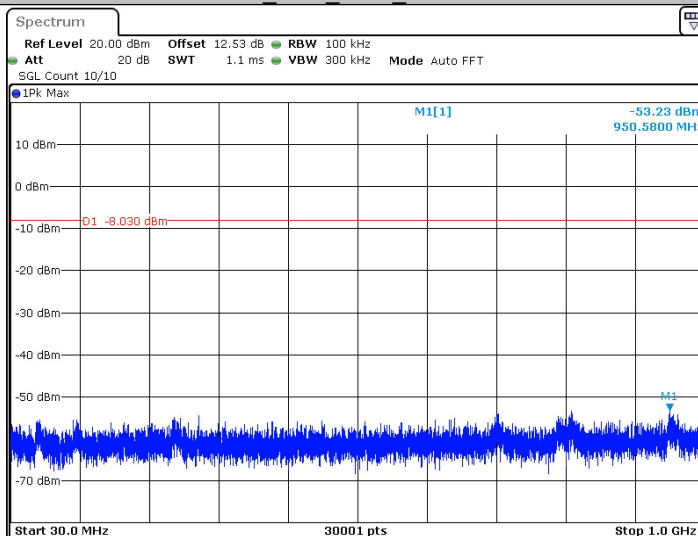
Date: 30 DEC 2024 15:48:48

### DH5\_Ant1\_2480\_0~Reference



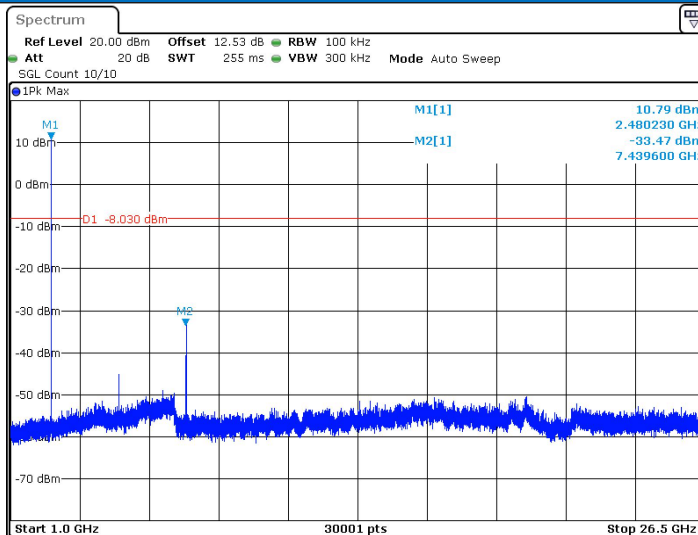
Date: 30 DEC 2024 15:50:46

### DH5\_Ant1\_2480\_30~1000



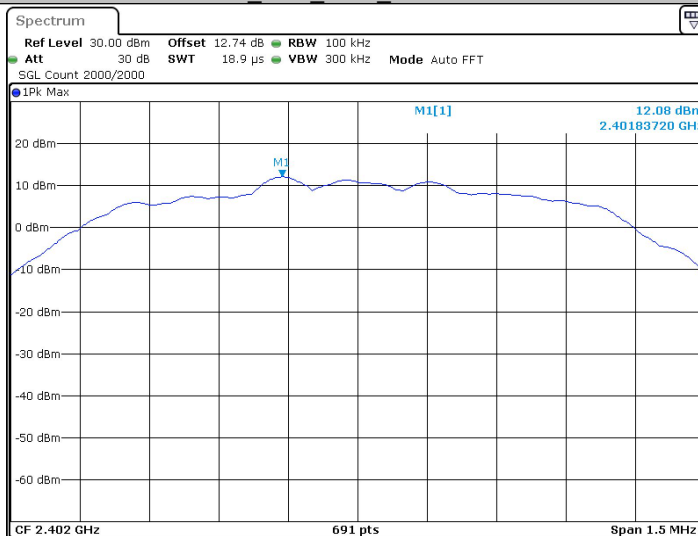
Date: 30 DEC 2024 15:50:50

### DH5\_Ant1\_2480\_1000~26500



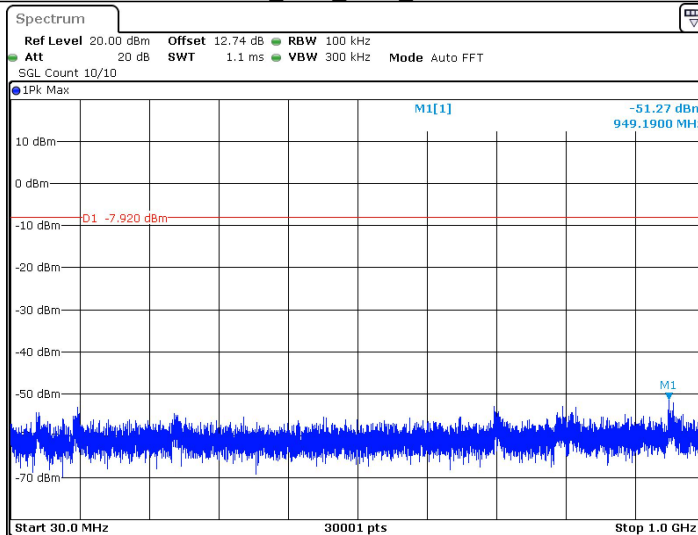
Date: 30.DEC.2024 15:51:01

### 2DH5\_Ant1\_2402\_0~Reference



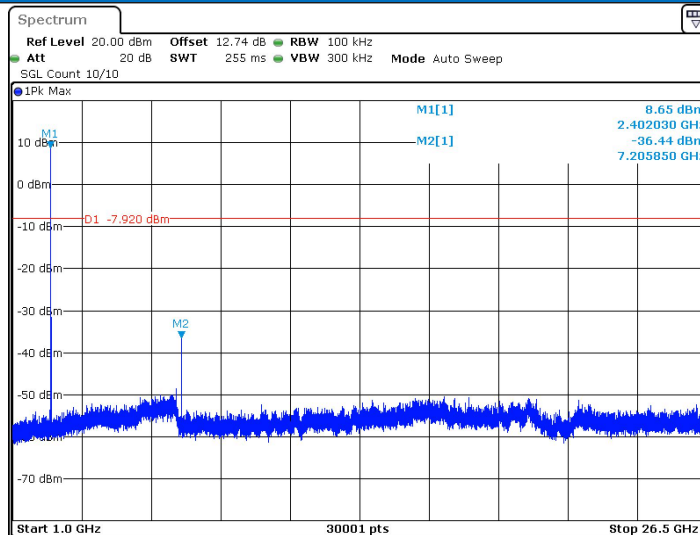
Date: 30.DEC.2024 15:53:59

### 2DH5\_Ant1\_2402\_30~1000



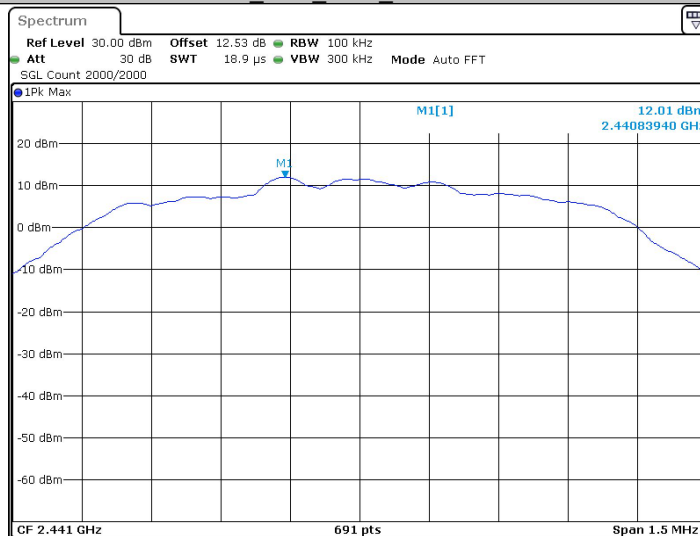
Date: 30.DEC.2024 15:54:03

### 2DH5\_Ant1\_2402\_1000~26500



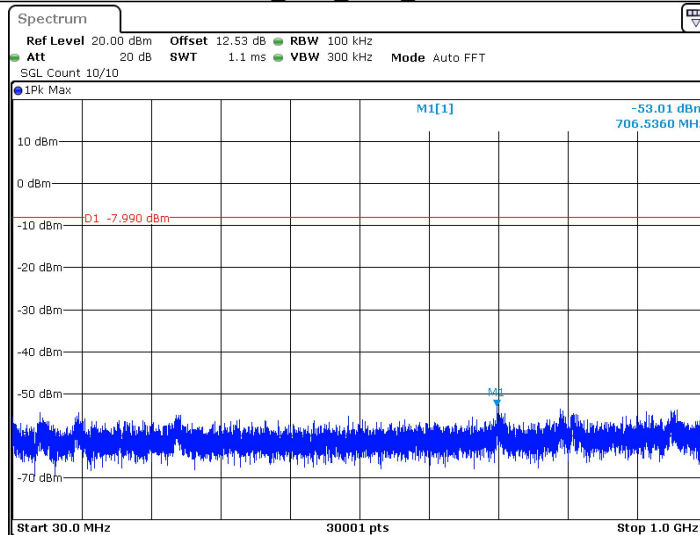
Date: 30.DEC.2024 15:54:14

2DH5\_Ant1\_2441\_0~Reference



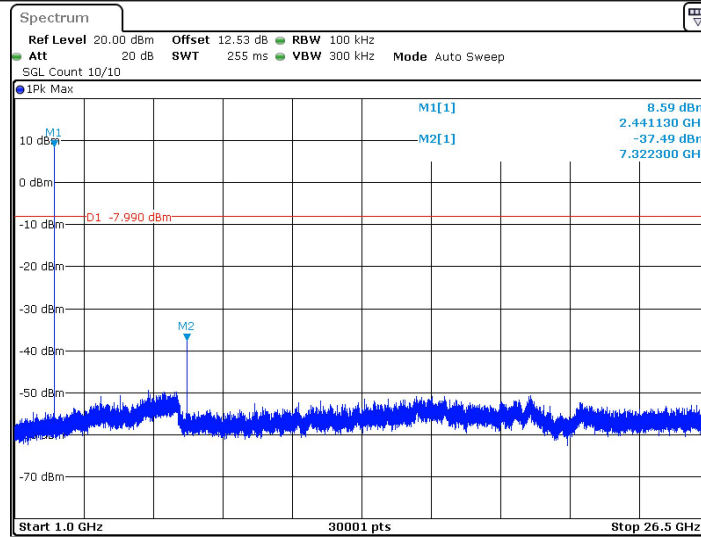
Date: 30.DEC.2024 16:19:16

2DH5\_Ant1\_2441\_30~1000



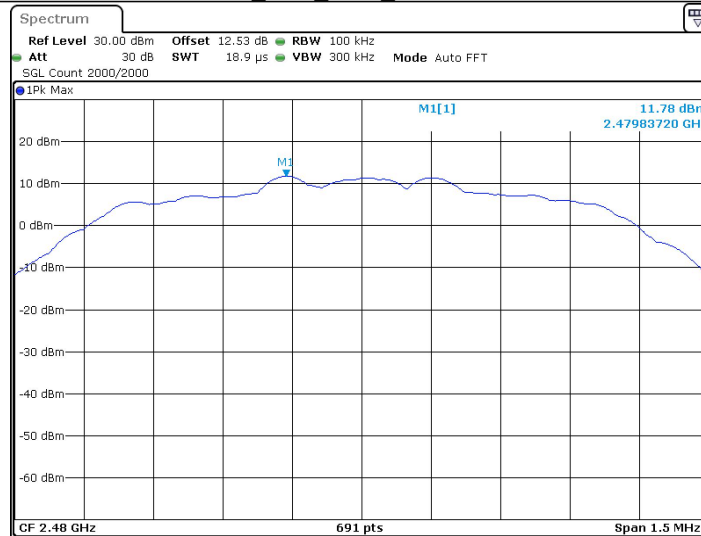
Date: 30.DEC.2024 16:19:21

2DH5\_Ant1\_2441\_1000~26500



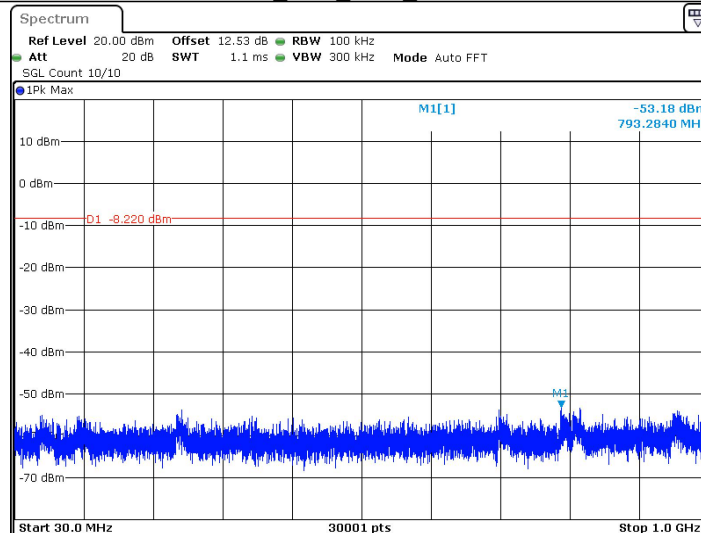
Date: 30.DEC.2024 16:19:31

2DH5\_Ant1\_2480\_0~Reference



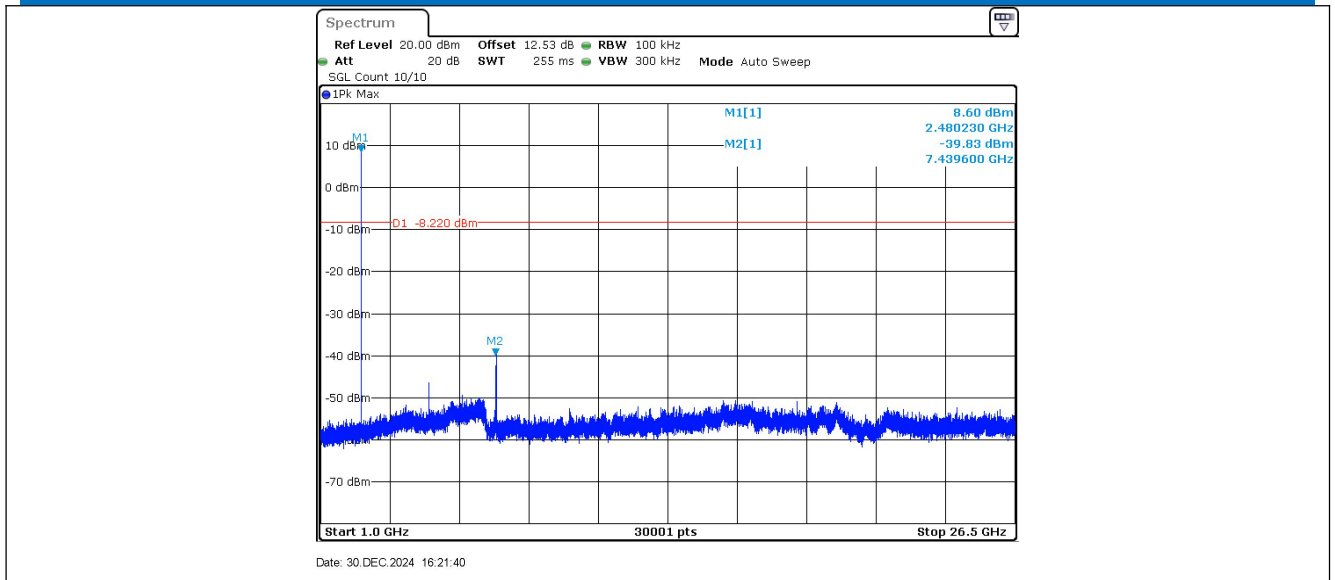
Date: 30.DEC.2024 16:21:25

2DH5\_Ant1\_2480\_30~1000



Date: 30.DEC.2024 16:21:29

2DH5\_Ant1\_2480\_1000~26500



Remark:

Pre test 9kHz to 25GHz, find the highest point when testing, so only the worst data were shown in the test report. Per FCC Part 15.33 (a) and 15.31 (o) ,The amplitude of spurious emissions from intentional radiators which are attenuated more than 20 dB below the permissible value need not be reported unless specifically required elsewhere in this part.