

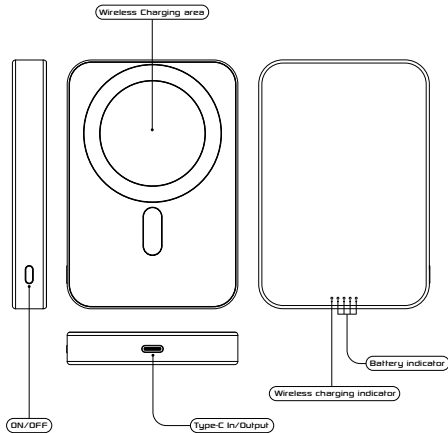
# Magnetic Wireless Power Bank

[L-WP-10L6-Qi2]

## User Manual

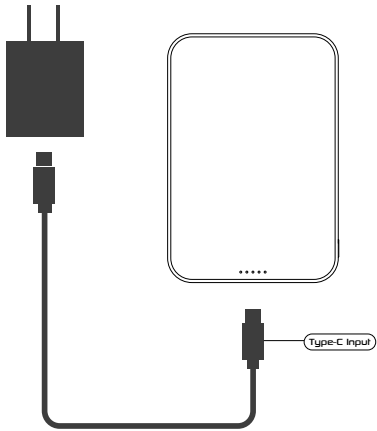
### Product Introduction

Thank you for choosing our Magnetic wireless Power Bank to the power adapter  
Please read over carefully and keep this manual for your records



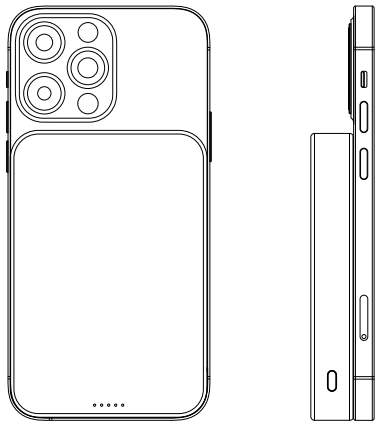
### Charging the device

1. Connecting the Type-C interface of the Magnetic wireless Power Bank to the power adapter
  2. The Battery indicator glow white in charging mode
- ⚠ For a better charging experience, please use a power adapter above 20W
- ⚠ For a more accurate display of the power level, it is recommended to perform two charge/discharge cycles.



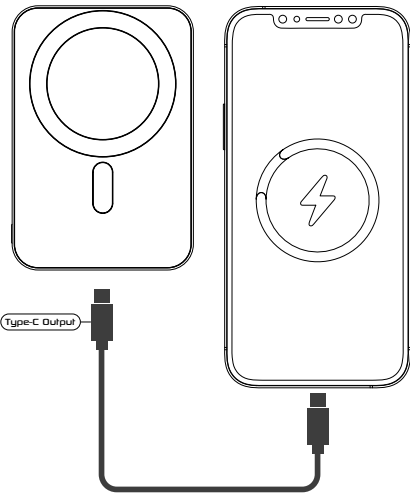
### Wireless Charging the phone

put the device on the middle of the phone back, it can be adsorbed automatically and charging the phone at the same time  
When using wireless charging, the wireless charging indicator is always on: after disconnecting from the phone, the wireless charging indicator flashes slowly for 10 seconds and then turns off; when the wireless charging area touches a metal foreign object, the wireless charging indicator flashes quickly.



### Wired Charging the phone

Use the charging cable to connect the magnetic wireless power bank and your phone



### Wireless applicable device

Devices built-in wireless charging receiver and support fast wireless charging  
(Galaxy S9 Plus/S10/S10 Plus/Note 10/Note 10 Plus, Huawei P30 Pro/Mate30/Mate30 Pro/P40 Pro stand charger for Iphone XS Max/Xr/11/11 Pro/11 Pro Max and all Qi-enabled devices)

⚠ Magnetic charging equipment  
Iphone 12/13/14/15 series and above models

### Specifications

Model No.:	L-WP-10L6-Qi2
Capacity:	10000mAh/3.87V/38.7Wh
RatedCapacity:	6000mAh(5V $\pm$ 2A)
Type-C Input:	5V $\pm$ 3A/9V $\pm$ 2.22A
Type-C Output:	5V $\pm$ 2A/9V $\pm$ 2.22A
Wireless Output:	15W Max
Transmission distance:	$\leq$ 3-6mm
Charging efficiency:	$\geq$ 75%
Size:	102 $\times$ 70 $\times$ 14.3mm
Unit weight:	$\approx$ 188G [NW]
FCC ID:	2BGG9U-L-WP-10L6-Qi2

### Standard accessories



Magnetic Wireless Power Bank



Type-C cable



User Manual

### FCC Warning

This device complies with part 15 of the FCC Rules. Operation is subject to the following two conditions:(1) This device may not cause harmful interference, and (2) this device must accept any interference received, including interference that may cause undesired operation.

Any Changes or modifications not expressly approved by the party responsible for compliance could void the user's authority to operate the equipment.

This equipment has been tested and found to comply with the limits for a Class B digital device, pursuant to part 15 of the FCC Rules. These limits are designed to provide reasonable protection against harmful interference in a residential installation. This equipment generates uses and can radiate radio frequency energy and, if not installed and used in accordance with the instructions, may cause harmful interference to radio or television reception, which can be determined by turning the equipment off and on, the user is encouraged to try to correct the interference by one or more of the following measures:

- Reorient or relocate the receiving antenna.
  - Increase the separation between the equipment and receiver.
  - Connect the equipment into an outlet on a circuit different from that to which the receiver is connected.
  - Consult the dealer or an experienced radio/TV technician for help.
- The device has been evaluated to meet general RF exposure requirement. The device can be used in portable exposure condition without restriction.

### FCC Radiation Exposure Statement

The device has been evaluated to meet general RF exposure requirement. The device can be used in portable exposure condition without restriction.

### ISED Canada Statement:

This device contains licence-exempt transmitter(s)/receiver(s) that comply with Innovation, Science and Economic Development Canada's licence-exempt RSS(s). Operation is subject to the following two conditions:

- (1) This device may not cause interference.
- (2) This device must accept any interference, including interference that may cause undesired operation of the device.

Radiation Exposure: This equipment complies with Canada radiation exposure limits set forth for an uncontrolled environment.

### IC Radiation Exposure Statement

The device has been evaluated to meet general RF exposure requirement. The device can be used in portable exposure condition without restriction.

### Déclaration d'ISED Canada:

Cet appareil contient des émetteurs/récepteurs exempts de licence qui sont conformes aux RSS exempts de licence d'innovation, sciences et développement économique Canada.

Le fonctionnement est soumis aux deux conditions suivantes:

- (1) ce dispositif ne peut pas causer d'interférence.
- (2) ce dispositif doit accepter toute interférence, y compris l'interférence qui peut causer un fonctionnement indésirable du dispositif.

Exposition aux radiations: Cet équipement est conforme à la réglementation canadienne sur les radiations, limites d'exposition établies pour un environnement non contrôlé.  
Déclaration d'exposition aux radiations IC  
L'appareil a été évalué pour répondre aux exigences générales d'exposition aux RF. L'appareil peut être utilisé sans restriction dans des conditions d'exposition portables.