

Intermec Technologies Corporation

EMC Test Lab

DOC. NO.: 577-500-976

RIM R802D-2-O Radio, 6100, 6600, SAR Portable, Appendix D, Typical Use Photos

FCC ID: EHAWANRIM802

REPORT NO: 20010120-1

Page 1 of 10

## MEASUREMENT/TECHNICAL REPORT



*Technologies Corporation*

*EMC Test Laboratory*

*Cedar Rapids, IA*

**Intermec Technologies Corporation**

**Cellular Radio Module**

**OEM From RIM 802**

**REPORT NO: 20010120-1**

**DATE: January 20, 2001**

TYPICAL USE PHOTOGRAPHS

Photo 1: Shows the 6100 and right-hand user during normal operation.



Photo 2: Shows the 6100 and left-hand user during normal operation.



Photo 3: Shows the 6100 tablet computer within the pouch in operators' belt.



Photo 4: Shows the 6100 tablet computer within the pouch, antenna closest to operator.

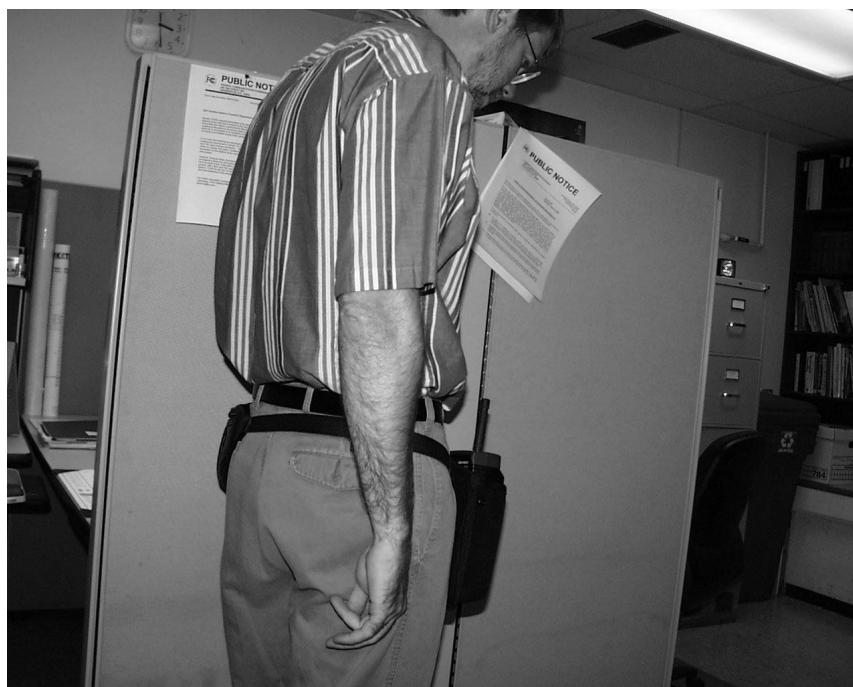


Photo 5: Shows the 6100 tablet computer within the pouch, antenna away from the operator.



Photo 6: Shows close-up of 6100 forward within the pouch with antenna away from the operator.



Photo 7: Shows close-up of 6100 backwards within the pouch with antenna toward from the operator.



Photo 8: Shows the belt strap on the back of the pouch.



Photo 9: Shows detail of the distance to the antenna to the user with the 6100 within the pouch. 6100 facing forward.



Photo 10: Shows detail of the distance to the antenna to the user with the 6100 within the pouch. 6100 facing backwards.




Photo 11: Shows the front view of the 6100 vehicle dock system with the external antenna.



Photo 12: Shows the back view of the 6100 vehicle dock system with the external antenna.





Photo 13: Shows the 6600 and right-hand user during normal operation.



Photo 14: Shows the 6600 and left-hand user during normal operation.






Photo 15: Shows the 6600 tablet computer while carried by the hand-strap, transmitter in standby.



Photo 16: Shows possible holding of the 6600 while transmitter is in standby, 0.2mS TX once every 10 minutes.

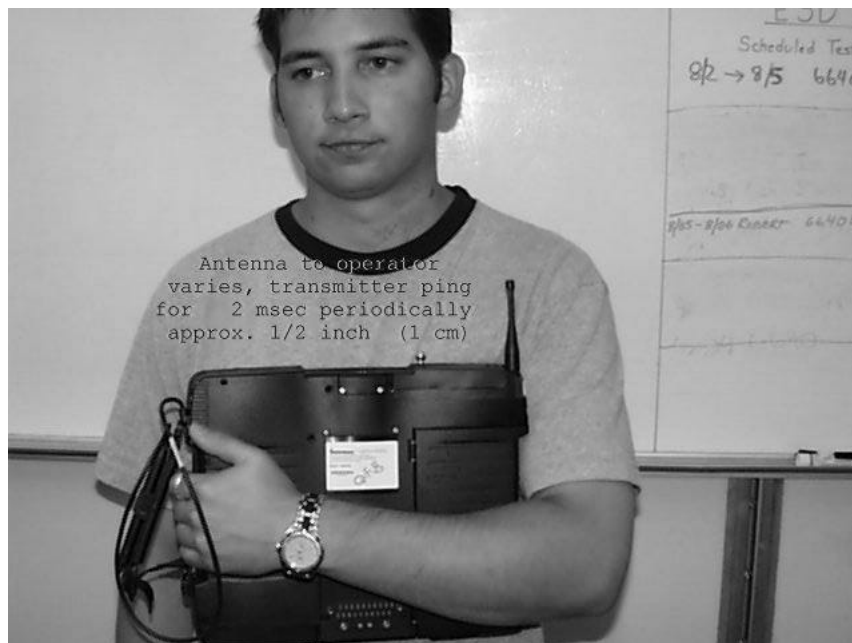


Photo 16: Shows a 6600 typical installation within a utility truck.



Photo 17: Shows another typical 6600 installation within a utility truck.

