

NEED MORE HELP?

For all support go to jabra.com/support

A white circle containing the text "1-2-3" in a bold, sans-serif font.

1-2-3

QUICK START



FAQ



VIDEOS



DOWNLOADS



TROUBLESHOOTING



CONTACT SUPPORT

jabra.com/evolve II

81-03922 D

JABRA EVOLVE II

Jabra®
YOU'RE ON

GET STARTED IN UNDER

5
MINUTES

jabra.com/evolve II



A BRAND BY

GN Netcom

© 2015 GN Netcom A/S (North America: GN Netcom US, Inc.). All rights reserved. Jabra® is a registered trademark of GN Netcom A/S. All other trademarks included herein are the property of their respective owners. The Bluetooth® word mark and logos are owned by the Bluetooth SIG, Inc. and any use of such marks by GN Netcom A/S is under license. (Design and specifications subject to change without notice).

MADE IN CHINA

MODEL: HSC030W

FCC ID: BCE-HSC030W

IC: 2386C-HSC030W



外箱·中箱 外箱·袋



Bluetooth®

Declaration of Conformity can be found on
www.jabra.com/CP/US/declarations-of-conformity

ENGLISH	1
简体中文	5
繁體中文	9
ČESKY	13
DANSK/SVENSKA.....	17
NEDERLANDS.....	21
FRANÇAIS	25
FRANÇAIS	29
DEUTSCH	33
ITALIANO	37
日本語	41
한국어	45
POLSKI	49
PORTUGUÊS	53
PORTUGUÊS	57
РУССКИЙ	61
ESPAÑOL	65
ESPAÑOL	69
TÜRKÇE.....	73

1 HOW TO CONNECT


CONNECT TO PC (USING JABRA LINK 360)

Plug the Jabra Link 360 dongle into a USB port on your PC. The headset and the Jabra Link 360 are already pre-paired.



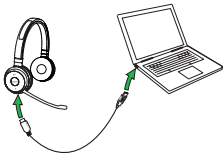
CONNECT TO MOBILE DEVICE (USING BLUETOOTH)

Wear the headset and hold (3 secs) the **On/off/connect** switch in the connect position until you hear the voice-guided instructions. The Bluetooth indicator will flash blue.



CONNECT TO PC (USING USB CABLE)

Plug the headset into any USB port on the PC using the supplied USB cable, and ensure the headset is switched on.



2 HOW TO WEAR

ENGLISH

POSITION THE MICROPHONE

It is recommended to position the microphone close to your mouth (0.5 inches).

The microphone is bendable for personal preference.



STORING THE MICROPHONE

When listening to music or outdoors, the microphone can be magnetically stored in the headband groove.








3 HOW TO USE



DID YOU KNOW?

You can download the full user manual from jabra.com/evolve65

	FUNCTION	ACTION
	Headset on/off	Slide the On/off/connect switch
	Bluetooth connect	Hold (3 secs) the On/off/connect switch in the connect position
	Answer/end call	Tap the Answer/end button
	Reject call	Double-tap the Answer/end button
	Adjust speaker volume	Tap the Volume up or Volume down button
	Busylight on/off	Simultaneously tap the Volume up and Volume down button
	Mute/unmute microphone	Press and hold (2 secs) the Volume down button

CHARGING THE HEADSET

The headset will charge when connected to a PC, or when using any USB wall charger supplied with your mobile device.

It takes approx. 3 hours to charge.

Federal Communication Commission (FCC) Radiation Exposure Statement:

Power is so low that no RF exposure calculation is needed.

FCC statements:

This device complies with part 15 of the FCC rules. Operation is subject to the following two conditions: (1) this device may not cause harmful interference, and (2) this device must accept any interference received, including interference that may cause undesired operation.

NOTE: The manufacturer is not responsible for any radio or TV interference caused by unauthorized modifications or changes to this equipment. Such modifications or changes could void the user's authority to operate the equipment.

IC Radiation Exposure Statement:

The SAR limit of IC is 1.6 W/kg averaged over one gram of tissue. Device

types HSC030W has also been tested against this SAR limit.

The highest SAR value reported under this standard during product certification for use when properly for head is 0.082 W/kg.

IC statement:

This device complies with Industry Canada license-exempt RSS standard(s).

Operation is subject to the following two conditions:

- (1) this device may not cause interference, and
- (2) this device must accept any interference, including interference that may cause undesired operation of the device.

Cet appareil est conforme avec Industrie Canada RSS exemptes de licence standard(s).

Son fonctionnement est soumis aux deux conditions suivantes:

- (1) cet appareil ne peut pas provoquer d'interférences, et
- (2) cet appareil doit accepter toute interférence, y compris celles pouvant causer un mauvais fonctionnement de l'appareil.

Federal Communication Commission (FCC) Radiation Exposure Statement:

Power is so low that no RF exposure calculation is needed.

FCC statements:

This device complies with part 15 of the FCC rules. Operation is subject to the following two conditions: (1) this device may not cause harmful interference, and (2) this device must accept any interference received, including interference that may cause undesired operation.

NOTE: The manufacturer is not responsible for any radio or TV interference caused by unauthorized modifications or changes to this equipment. Such modifications or changes could void the user's authority to operate the equipment.

NOTE: This equipment has been tested and found to comply with the limits for a Class B digital device, pursuant to part 15 of the FCC Rules. These limits are designed to provide reasonable protection against harmful interference in a residential installation. This equipment generates uses and can radiate radio frequency energy and, if not installed and used in accordance with the instructions, may cause harmful interference to radio communications. However, there is no guarantee that interference will not occur in a particular installation. If this equipment does cause harmful interference to radio or television reception, which can be determined by turning the equipment off and on, the user is encouraged to try to correct the interference by one or more of the following measures:

- Reorient or relocate the receiving antenna.
- Increase the separation between the equipment and receiver.
- Connect the equipment into an outlet on a circuit different from that to which the receiver is connected.
- Consult the dealer or an experienced radio/TV technician for help.

This equipment complies with FCC RF radiation exposure limits set forth for an uncontrolled environment.

This transmitter must not be co-located or operating in conjunction with any other antenna or transmitter.

IC Radiation Exposure Statement:

The SAR limit of IC is 1.6 W/kg averaged over one gram of tissue. Device types HSC030W has also been tested against this SAR limit.

The highest SAR value reported under this standard during product certification for use when properly for head is 0.082 W/kg.

IC statement:

This device complies with Industry Canada license-exempt RSS standard(s).

Operation is subject to the following two conditions:

- (1) this device may not cause interference, and

(2) this device must accept any interference, including interference that may cause undesired operation of the device.

Cet appareil est conforme avec Industrie Canada RSS exemptes de licence standard(s).
Son fonctionnement est soumis aux deux conditions suivantes:

(1) cet appareil ne peut pas provoquer d'interférences, et

(2) cet appareil doit accepter toute interférence, y compris celles pouvant causer un mauvais fonctionnement de l'appareil.

This Class B digital apparatus complies with Canadian ICES-003.

Cet appareil numérique de la classe B est conforme à la norme NMB-003 du Canada.