

ClareOne Glass Break Detector

CLR-C1-GB-10

Installation Manual



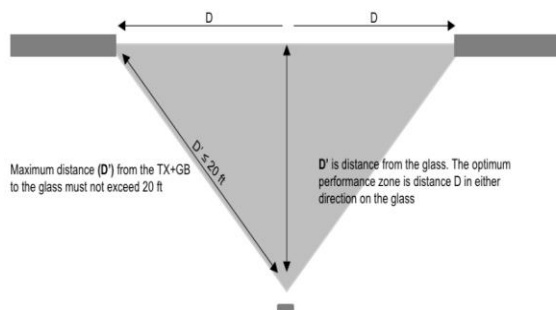
Description

The CLR-C1-GB-10 is a glass break detector designed to detect breaking glass made by an intruder breaking a window. The glass detector contains an acoustic detection device that detects sounds when glass is broken. The detection circuit uses an omni directional microphone to maximize coverage.

When activated, the detector transmits a signal to the Clare control panel. The signals the unit provides are: supervisory, tamper and low battery (as needed). The detector is powered by (2) replaceable 3-VDC, lithium CR123A.

Installation Guidelines

The maximum detection range is 20' (6 m) for plate, tempered, laminated and wired glass.) Coverage is measured from the sensor to the point on the glass farthest from the sensor (see D and D' in Figure 2 below).



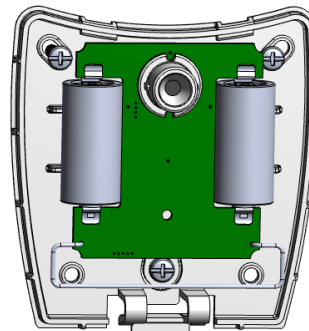
Note: The Glassbreak Detector may not consistently detect cracks or breaks in glass. Glassbreak Detectors should always be backed up by additional methods of interior protection.

- For best detection, avoid installing in rooms with lined, insulating, or sound deadening drapes or rooms with closed wooden window shutters inside.
- Do not use near an air conditioner; a blast of air may cause a false alarm.
- Avoid stairwells, glass booths and all rooms smaller than 10' x 10' (3m x 3m).
- Do not install in humid rooms, excessive moisture can possibly damage the circuit board.

Mounting

Screw Mount

1. Remove the detector base from the detector.
2. Place the detector base in desired location and mount the base with the supplied screws. Attach the detector to the base.



Testing

LED's

Yellow flashing – low battery
Red – Wake-up and Alarm

- Test mode is entered automatically when batteries are inserted. The LED activates on glass simulator activation and goes out upon device restoral.
- LED is functional only in test mode.
- Test mode is active for 1 minute and is extended each time the glass is activated.

ClareOne Glass Break Detector CLR-C1-GB-10

Installation Manual

Batteries must be removed and re-installed to initiate test mode after expiration. (See battery replacement for removal of batteries).

Glass Break Tester

The glass break detector is designed to detect the breaking of framed glass. A

Glass Break tester should be used to verify the detector is in a proper location and can detect breaking glass.

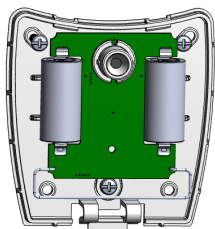
1. Hold the tester near the surface of the glass and behind any closed drapes or blinds, aim the tester at the detector and press the test button.
2. Watch the LED on the detector, if it detects the breaking glass sound the Red LED will light steady and the device will transmit an alarm.

Programming

The following steps describe the general guidelines for programming the detector into panel memory. Refer to the specific panel's documentation for complete programming details.

1. Enter panel learn-in/enrollment mode.
2. Trip tamper switch or enter detector ID number.
3. Enter detector information.
5. Exit program mode.

Battery Replacement



1. Remove detector cover by pressing on the latch and pulling the cover off.
2. Insert new batteries observing polarity.
3. Replace detector cover.

Note: If a low battery alarm occurs, replace the battery within 7 days.

Battery life depends on how often the detector transmits signals, but is more dependent on the temperature of the installation environment. When the battery voltage gets low, the detector transmits a low battery signal to the panel. The panel then activates trouble beeps to notify the customer that the detector battery must be replaced. Pressing the status button identifies the detector with the low battery.

Replace the battery immediately when this condition occurs, using the following battery:

Panasonic CR123A 3V

Battery Disposal

The batteries used in this detector are lithium batteries and are not reusable. Be sure to properly dispose of used lithium batteries according to your local hazardous waste disposal laws.

CAUTION: Battery may explode if mistreated. Do not recharge, disassemble or dispose of in fire.

Specifications

Model no.	CLR-C1-GB-10
RF frequency	433.95 MHz
Compatibility	Clare Control Panels 433.95 MHz
Battery type	(2) 3-VDC, lithium batteries (Model CR123A)
Battery	Varta CR123A Panasonic CR123A
Operating temperature range	32 to 120°F (0 to 49°C)
Storage temperature range	-30 to 140°F (-34 to 60°C)
Relative humidity	95% non-condensing
Dimensions (L x W x D)	2.25 x 1.0 x 0.50 in.

ClareOne Glass Break Detector CLR-C1-GB-10

FCC / IC Statement

This equipment has been tested and found to comply with the limits for a Class B digital device, pursuant to Part 15 of the FCC Rules. These limits are designed to provide reasonable protection against harmful interference in a residential installation.

Per FCC 15.19(a)(3) and (a)(4) this device complies with part 15 of the FCC Rules. Operation is subject to the following conditions: (1) this device may not cause harmful interference, and (2) this device must accept any interference received, including interference that may cause undesirable operation.

Per FCC 15.21, The user manual or instruction manual for an intentional or unintentional radiator shall caution the user that changes or modifications not expressly approved by the party responsible for compliance could void the users authority to operate the equipment.

This equipment generates, uses and can radiate radio frequency energy and, if not installed and used in accordance with the instructions, may cause harmful interference to radio communications. However, there is no guarantee that interference will not occur in a particular installation.

If this equipment does cause harmful interference to radio or television reception, which can be determined by turning the equipment off and on, the user is encouraged to try to correct the interference by one or more of the following measures:

- Reorient or relocate the receiving antenna.
- Increase the separation between the equipment and receiver.
- Connect the equipment into an outlet on a circuit different from that to which the receiver is connected.
- Consult the dealer or an experienced radio/TV technician for help.

This device complies with Industry Canada license-exempt RSS standard(s). Operation is subject to the following two conditions: (1) this device may not cause interference, and (2) this device must accept any interference, including interference that may cause undesired operation of the device.

Cet appareil est conforme avec Industrie Canada exempts de licence standard RSS (s).

Installation Manual

Son fonctionnement est soumis aux deux conditions suivantes: (1) cet appareil ne doit pas provoquer d'interférences et (2) cet appareil doit accepter toute interférence, y compris celles pouvant causer un mauvais fonctionnement de l'appareil.

In accordance with FCC requirements of human exposure to radio frequency fields, the radiating element shall be installed such that a minimum separation distance of 20 cm is maintained from the general population.

FCC: 2ABBZ-RF-GB-433

IC: 11817A-RFGB433

This Class B digital apparatus complies with Canadian ICES-3B.

Cet appareil numérique de la classe B est conforme à la norme NMB-003 du Canada.

MANUFACTURER HEREBY DISCLAIMS ALL WARRANTIES AND REPRESENTATIONS, WHETHER EXPRESS, IMPLIED, STATUTORY OR OTHERWISE INCLUDING (BUT NOT LIMITED TO) ANY WARRANTIES OF MERCHANTABILITY OR FITNESS FOR A PARTICULAR PURPOSE WITH RESPECT TO THESE PRODUCTS AND ANY RELATED SOFTWARE. MANUFACTURER FURTHER DISCLAIMS ANY OTHER IMPLIED WARRANTY UNDER THE UNIFORM COMPUTER INFORMATION TRANSACTIONS ACT OR SIMILAR LAW AS ENACTED BY ANY STATE.

(USA only) SOME STATES DO NOT ALLOW THE EXCLUSION OF IMPLIED WARRANTIES, SO THE ABOVE EXCLUSION MAY NOT APPLY TO YOU. THIS WARRANTY GIVES YOU SPECIFIC LEGAL RIGHTS AND YOU MAY ALSO HAVE OTHER LEGAL RIGHTS THAT VARY FROM STATE TO STATE. MANUFACTURER MAKES NO REPRESENTATION, WARRANTY, COVENANT OR PROMISE THAT ITS ALARM PRODUCTS AND/OR RELATED SOFTWARE (I) WILL NOT BE HACKED, COMPROMISED AND/OR CIRCUMVENTED; (II) WILL PREVENT, OR PROVIDE ADEQUATE WARNING OR PROTECTION FROM, BREAK-INS, BURGLARY, ROBBERY, FIRE; OR (III) WILL WORK PROPERLY IN ALL