

EXHIBIT 21 – PHOTOS - SETUP

Figure E21.1 – Setup Photo – Conducted Measurements



Figure E21.2 – Setup Photo – Conducted Measurements



Figure E21.3 – Setup Photo – Audio Response Measurements



Figure E21.4 – Setup Photo – Frequency Stability Measurements




Figure E21.5 – Setup Photo – Frequency Stability Measurements




Figure E21.6 – Setup Photo – Radiated Measurements, 9kHz – 30MHz, Side, with Accessories



Figure E21.7 – Setup Photo – Radiated Measurements, 9kHz – 30MHz, Side, without Accessories



Figure E21.8 – Setup Photo – Radiated Measurements, 9kHz – 30MHz, Front, with Accessories



Figure E21.9 – Setup Photo – Radiated Measurements, 30-1000MHz, Horizontal, with Accessories



Figure E21.10 – Setup Photo – Radiated Measurements, 30-1000MHz, Vertical, with Accessories



Figure E21.11 – Setup Photo – Radiated Measurements, 30-1000MHz, Horizontal, without Accessories




Figure E21.12 – Setup Photo – Radiated Measurements, 30-1000MHz, Vertical, without Accessories

