

JVC

SP-WS1BT

PORTABLE WIRELESS SPEAKER
ENCEINTE SANS FIL PORTABLE



CONFIDENTIAL

STARTUP GUIDE
GUIDE DE DÉMARRAGE

For Customer Use:
Enter the Model No. and Serial No. below.
Retain this information for future reference.

Model No.

Serial No.

Manufacturer
JVCケンウッド Corporation
3-12,Moriya-cho,Kanagawa-ku,Yokohama-shi, Kanagawa, 221-0022, JAPAN



<https://manual3.jvckenwood.com/accessory/headphones/global/>

For detailed operations, troubleshooting and information on the European Guarantee, please refer to the user manual.
Pour les opérations détaillées, le dépannage et les informations sur la Garantie européenne, veuillez vous reporter au manuel de l'utilisateur.

© 2025 JVCケンウッド Corporation

01-B5A-4B31-00

For U.S.A. and Canada

IC:XXXXXXXXXXXX
FCC ID:XXXXXXXXXXXX



ATTENTION:
This product you have purchased is powered by a rechargeable battery that is recyclable.
Please call 1-800-4-BATTERY for information on how to recycle this battery.

English

For U.S.A.

Supplier's Declaration of Conformity
Model Number: SP-WS1BT
Trade Name: JVC
Responsible party: JVCケンウッド USA Corporation
Address: 1440 Corporate Drive, Irving, TX 75038
Telephone Number: 678-448-8879
This device complies with part 15 of the FCC Rules. Operation is subject to the following two conditions:
(1) This device may not cause harmful interference, and
(2) This device must accept any interference received, including interference that may cause undesired operation.

Caution: Changes or modifications not expressly approved by the party responsible for compliance could void the user's authority to operate the equipment.
Note: This equipment has been tested and found to comply with the limits for a Class B digital device, pursuant to Part 15 of the FCC Rules. These limits are designed to provide reasonable protection against harmful interference in a residential installation. This equipment generates, uses and can radiate radio frequency energy and, if not installed and used in accordance with the instructions, may cause harmful interference to radio communications. However, there is no guarantee that interference will not occur in a particular installation. If this equipment does cause harmful interference to radio or television reception, which can be determined by turning the equipment off and on, the user is encouraged to try to correct the interference by one or more of the following measures:
- Reorient or relocate the receiving antenna.
- Increase the separation between the equipment and receiver.
- Connect the equipment into an outlet on a circuit different from that to which the receiver is connected.
- Consult the dealer or an experienced radio/TV technician for help.
This transmitter must not be co-located or operated in conjunction with any other antenna or transmitter.

For Canada

CANICES-3 (B)

This device contains [license-exempt transmitter(s)/receiver(s)] that comply with Innovation, Science and Economic Development Canada's license-exempt RSS(s). Operation is subject to the following two conditions:
1. This device may not cause interference.
2. This device must accept any interference, including interference that may cause undesired operation of the device.

For U.S.A. and Canada

The available scientific evidence does not show that any health problems are associated with using low power wireless devices. There is no proof, however, that these low power wireless devices are absolutely safe. Low power Wireless devices emit low levels of radio frequency energy (RF) in the microwave range while being used. Whereas high levels of RF can produce health effects (by heating tissue), exposure of low-level RF that does not produce heating effects causes no known adverse health effects. Many studies of low-level RF exposures have not found any biological effects. Some studies have suggested that some biological effects might occur, but such findings have not been confirmed by additional research. SP-WS1BT has been tested and found to comply with FCC/ISED radiation exposure limits set forth for an uncontrolled environment and meets the FCC radio frequency (RF) Exposure Guidelines and RSS-102 of the ISED radio frequency (RF) Exposure Rules.

Pour les États-Unis et le Canada

Les connaissances scientifiques dont nous disposons n'ont mis en évidence aucun problème de santé associé à l'usage des appareils sans fil à faible puissance. Nous ne sommes cependant pas en mesure de prouver que ces appareils sans fil à faible puissance sont entièrement sans danger. Les appareils sans fil à faible puissance émettent une énergie fréquence radioélectrique (RF) très faible dans le spectre des micro-ondes lorsqu'ils sont utilisés. Alors qu'une dose élevée de RF peut avoir des effets sur la santé (en chauffant les tissus), l'exposition à de faibles RF qui ne produisent pas de chaleur n'a pas de mauvais effets connus sur la santé. De nombreuses études ont été menées sur les expositions aux RF faibles et n'ont découvert aucun effet biologique. Certaines études ont suggéré qu'il pouvait y avoir certains effets biologiques, mais ces résultats n'ont pas été confirmés par des recherches supplémentaires. SP-WS1BT a été testé et jugé conforme aux limites d'exposition aux rayonnements ionisants pour un environnement non contrôlé et respecte les règles des radioélectriques (RF) de la FCC/lignes directrices d'exposition et d'exposition aux fréquences radioélectriques (RF) CNR-102 de l'ISDC.

Français

Pour le Canada

NMS-3 (B)

L'émetteur/récepteur exempt de [licence contenu dans le présent appareil] est conforme aux CNR d'Innovation, Sciences et Développement économique Canada applicables aux appareils radio exempts de licence. L'exploitation est autorisée aux deux conditions suivantes:
1. L'appareil ne doit pas produire de brouillage.
2. L'appareil doit accepter tout brouillage radioélectrique subi, même si le brouillage est susceptible d'en compromettre le fonctionnement.

English

Hearing Comfort and Well-Being

- Do not operate your personal audio at a high volume. Hearing experts advise against continuous extended play.
- If you experience a ringing in your ears, reduce volume or discontinue use.

Traffic Safety

- Do not use while operating a motorized vehicle. It may create a traffic hazard and is illegal in many areas.
- You should use extreme caution or temporarily discontinue use in potentially hazardous situations.
- Do not turn up the volume so high that you cannot hear sound around you.

Français

Confort d'écoute et bien-être

- N'utilisez pas votre appareil audio personnel à un volume trop élevé. Les professionnels de l'audition déconseillent une écoute prolongée.
- Si vous entendez des sonorités dans vos oreilles, réduisez le volume ou arrêtez d'utiliser l'appareil.

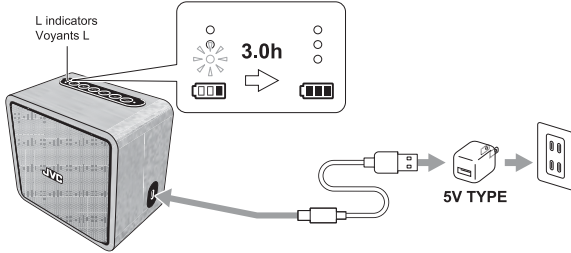
Sécurité relative à la circulation

- N'utilisez jamais un casque en conduisant une voiture, une bicyclette. Cela peut être dangereux et est illégal dans beaucoup de régions.
- Vous devez faire très attention ou arrêter temporairement d'utiliser l'appareil dans les situations dangereuses.
- Ne réglez pas le niveau sonore maximum de telle sorte que vous ne puissiez plus entendre ce qui se passe autour de vous.

How To Use



Charging
Chargement



- The L indicators flash and light up in white indicating that charging has started. When charging is complete, all the L indicators light up in white.
- The L indicators flash and light up in white indicating that charging has started. When charging is complete, all the L indicators light up in white.

- Charging time: approx. 3.0 hours (when the power is off)
- Charging time: approx. 3.0 hours (when the power is off)





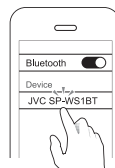
Connecting Connexion

- 1 Turn on the speaker.
Turn on the speaker.

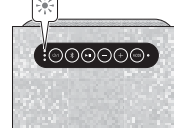


- When the L indicators don't flash quickly, press and hold the pairing button for about 1 second.
- When the L indicators don't flash quickly, press and hold the pairing button for about 1 second.

- 2 Connect the speaker to the BLUETOOTH device.
Connect the speaker to the BLUETOOTH device.



The L indicators light up in blue.
The L indicators light up in blue.




Operation Opération



Stereo Pairing Stereo Pairing

By placing two speakers on the left and right like stereo speakers, you can enjoy more immersive sound.
By placing two speakers on the left and right like stereo speakers, you can enjoy more immersive sound.

- 1 Prepare 2 speakers. First, connect the L speaker to the BLUETOOTH device.
Prepare 2 speakers. First, connect the L speaker to the BLUETOOTH device.



- 2 Turn on the R speaker, and make sure that all the L indicators flash twice slowly.
Turn on the R speaker, and make sure that all the L indicators flash twice slowly.



- 3 ① Press the MODE button of the L speaker for about 1 second.
Press the MODE button of the L speaker for about 1 second.

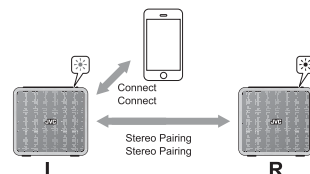
- The R indicator of the L speaker flashes alternately between blue and red.
- The R indicator of the L speaker flashes alternately between blue and red.

- ② Press the MODE button of the R speaker for about 1 second.
Press the MODE button of the R speaker for about 1 second.

- The R indicator of the R speaker flashes alternately between blue and red.
- The R indicator of the R speaker flashes alternately between blue and red.

- 4 Stereo Pairing of the L and R speakers are completed.
Stereo Pairing of the L and R speakers are completed.

- The R indicator of the L speaker lights up in Blue, and the R indicator of the R speaker lights up in red.
- The R indicator of the L speaker lights up in Blue, and the R indicator of the R speaker lights up in red.



- You can now listen to music.
- You can now listen to music.