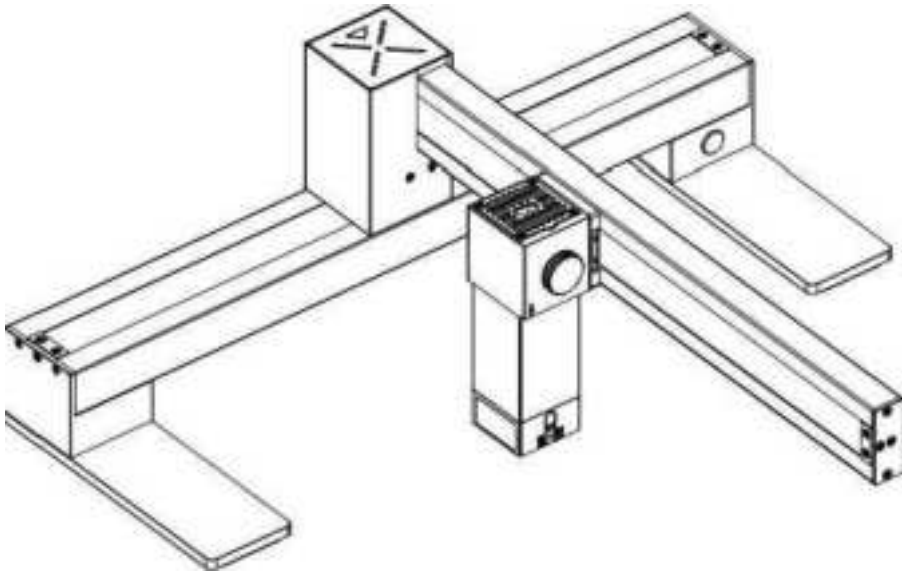


Laser Pecker

# LX 1 Instructions for Use



catalogue

Download and install the software.....	01
Product accessories	01
Use quick installation.....	01
Know LX1 .....	01
size of product.....	01
Use safety guidelines.....	01
matters	01
need	
determine	01
r	
warn	01
Warranty	01
terms	
Copyright	01
descripti on	

## after-sale service

This product we support the global online technical support services, if you encounter any problems during the use process, please feel free to contact us, we

will reply to you as soon as possible.  
Microsignal: Laserpecker002

Tel: + 86 0755-28913864 (weekdays 9:30-19:..)

## Download the APP application

■ APP warning against the hall matters, to curriculum Tn l«Jw ww.lasrpecker. W  
order for S £ APP & PC under  
cn



AC cable / power supply adapterData line L5m\*1/0.4m \* 1  
Scan the code to download Android / ios  
APP AP

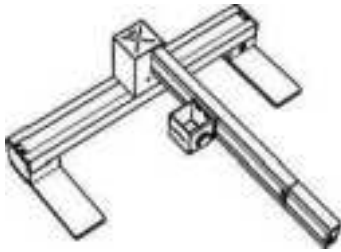
## Download the PC-side application



Double light goggles  
Download the APP & PC side on the official website

## Product accessories list

Standard youji (laser head can be freely selected to match)



Main  
frame  
machine



激光头



AC cable / power supply adapterData line L5m\*1/0.4m \* 1

Double light goggles

apolegamy



10W 450



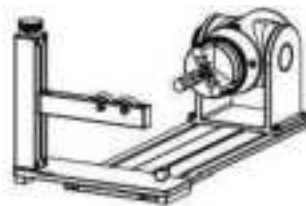
20W 450



2W 1064



高功率模块



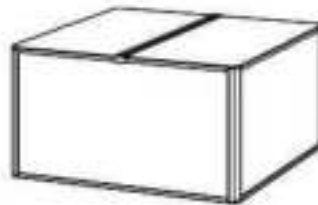
旋转轴



Cut seat and  
positioning fixture



Raise hope / wrench  
and screws

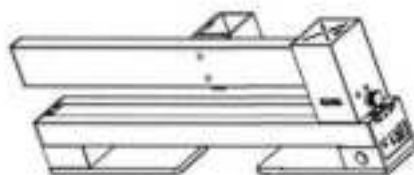


hood

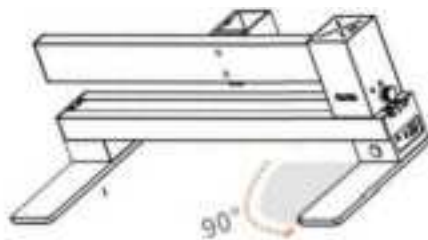
LaserPecker

## LX1快速安装

1. 将产品从包装中取出

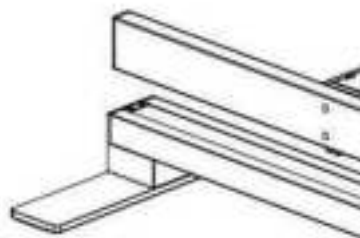


2. 将两个支撑腿旋转90°

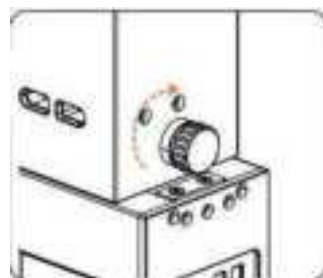
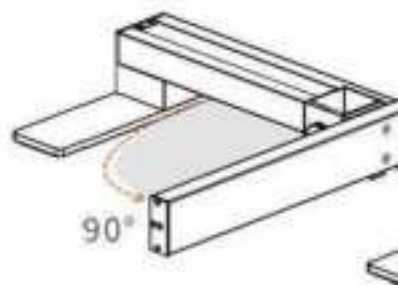


## LX1快速安装

3. 将X轴上的锁紧旋钮打开

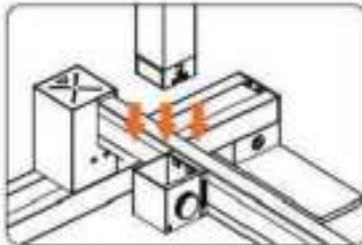
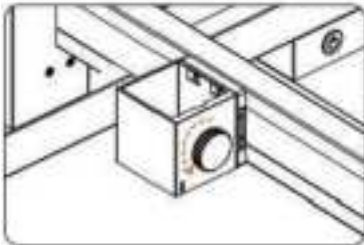
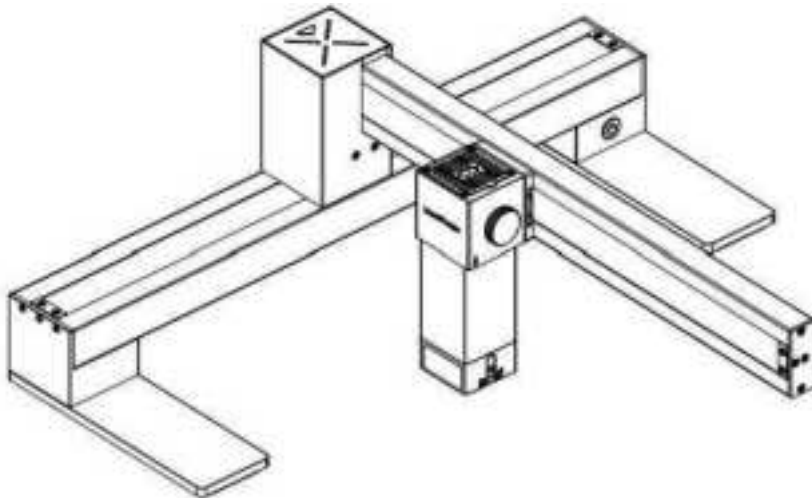


4. 将X轴旋转90°打开, 后锁紧X轴锁紧旋钮



# LaserPeckKer

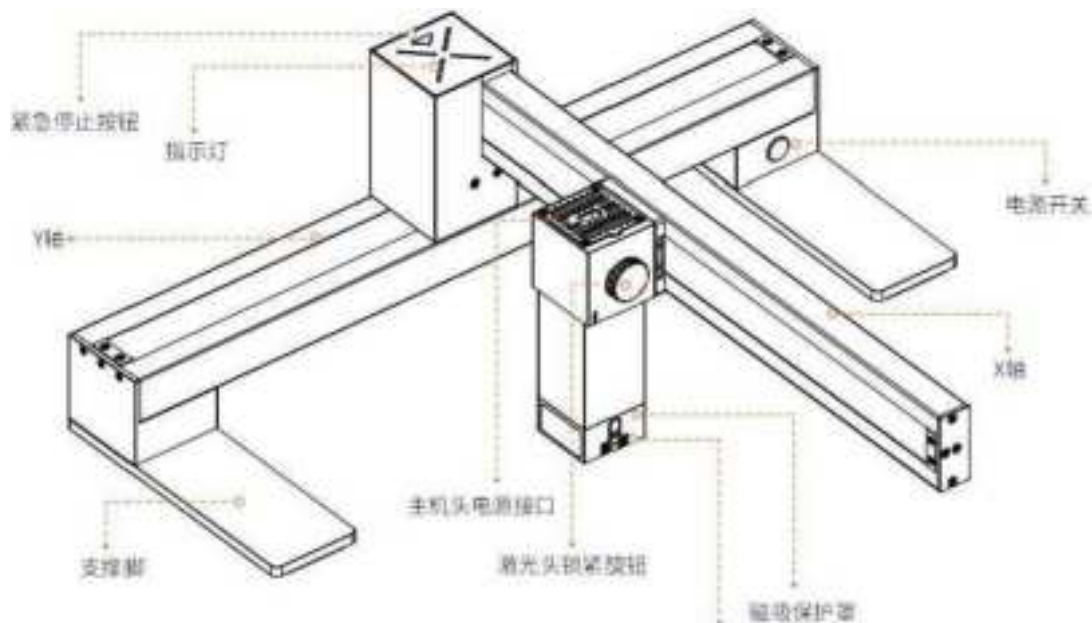
4. Press the laser head lock knob and put the laser head into the laser fixing bracket

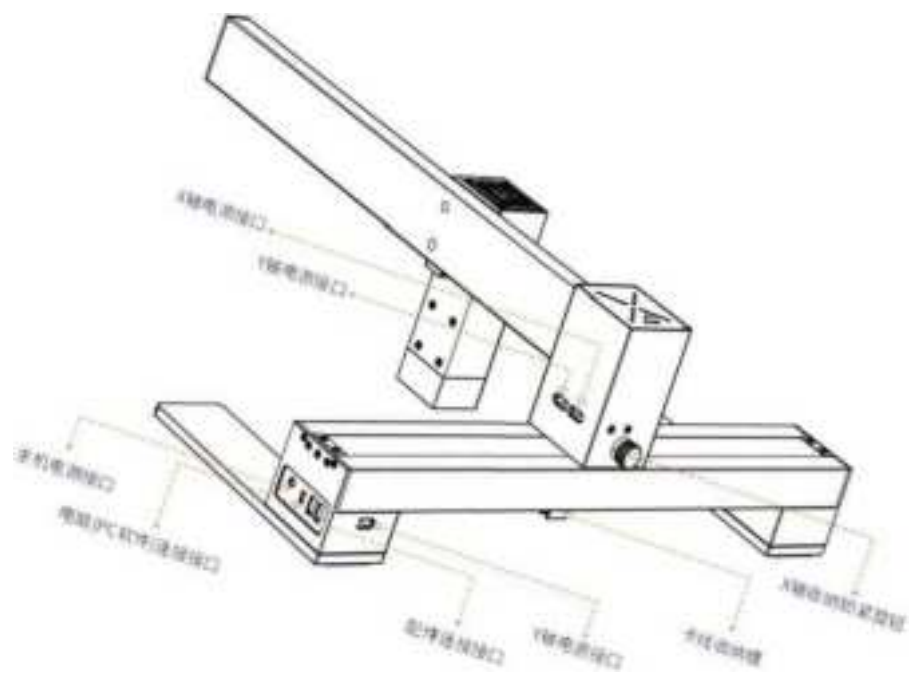


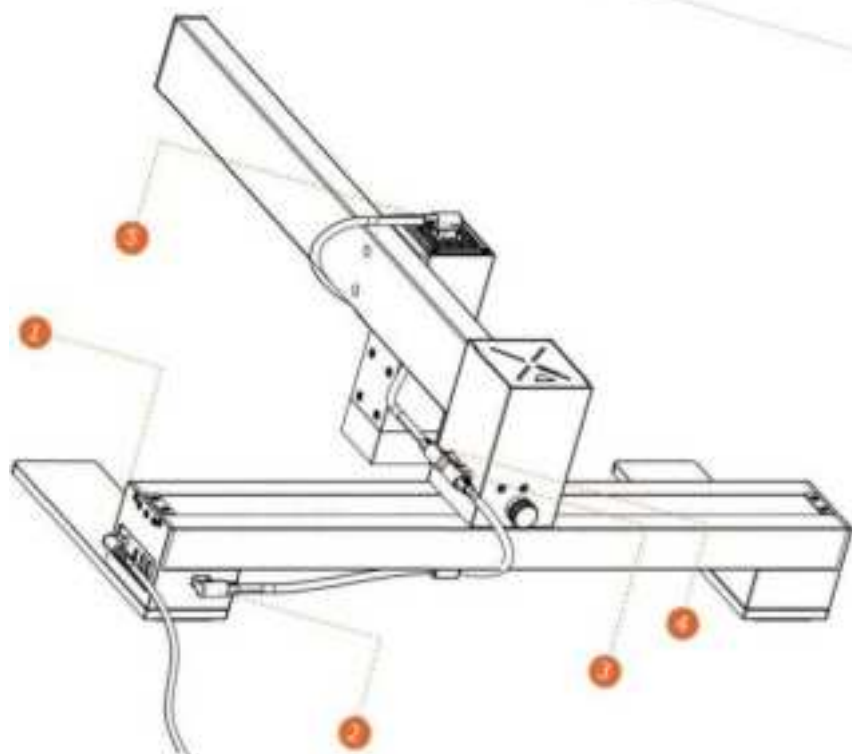


## Know LX1

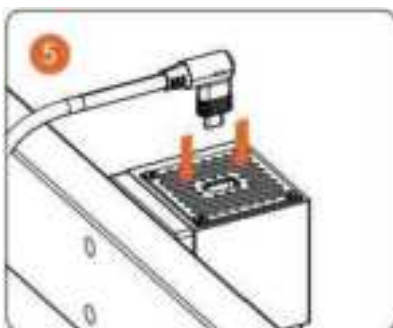
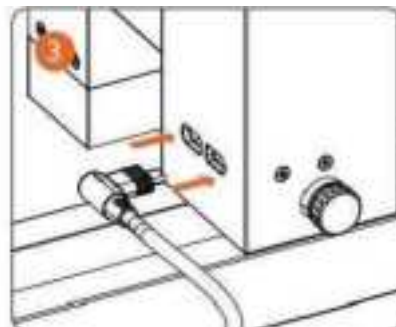
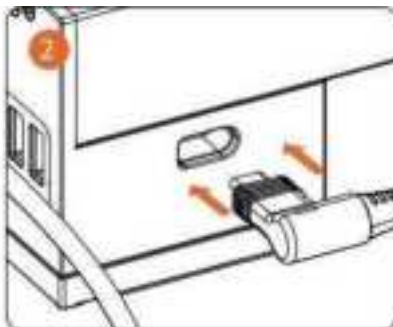
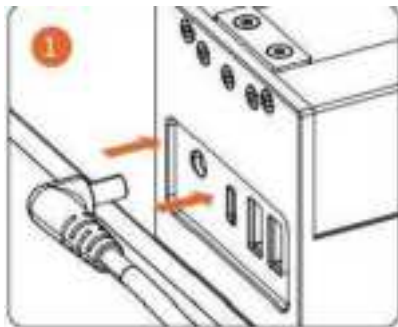
Understand  
the main  
framework







# LaserPecKer



# LaserPecKer

## attended mode

### bluetooth connection

Make sure the device is installed and the power supply is connected, turn on the Laser Woodpecker application and connect the device inside the application. After the device has been installed and the



### USB linkage

power supply is connected, connect the USB data cable to the PC terminal, open the official laser Woodpecker software LaserPecKer, and search for the connected device.



## Indicator light description

Shining blue light: the device waits for a bluetooth connection;

Regular blue light: Bluetooth is connected;

Water lamp: data transmission;

Color gradient lamp: in carving



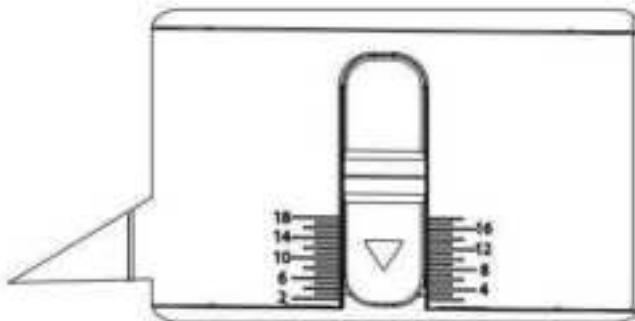
# LaserPecKer

## Set the module


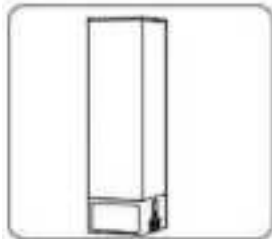
It is recommended to adjust the position according to the thickness of the processed material when cutting

When non-cutting, set the focal length strip, and the focal length of the protective cover material is about 20mm

# [LoserPecicer



模块安装使用



The changing pen of the brush module shall slide the wave wheel and release the changing pen



size of product

size	Primary Gong deployment: 578mm*558mm*196mm    Main engine joint: 578,94.8*196mm		
	Complete machine: 5kg		
From the engraved area	LX 1 & B Surface at: 400mm*420mm                      Brush yuan tunnel carving can: 400mm*MOOmm Small casting type with the surface generalization: 350mm*POOOmm                      LXI-MaxBS cutting face: 400mm*800mm		
Laser source output power	10W	20W	2W
laser source	450nm	450nm	1064nm
surface	Anodized aluminum alloy		
Text transmission	5.0 (wireless transmission) USBsfg		
Support document format	G <ode / JPG / PNG / BMP; SVG / DWG / DXF format		
APP3 connection mode (frequency	Endotic teeth connection    USB connection (2375*2525 MHz}		
operating system	Supports iOS 9.0 Android 6.0 MacOS 10 Windows 10		
Turtles source input	DC (24V 5A100-240V 50-60HZ}		
operating temperature range	0X*50X		
Operating humidity range	5%, 80% (non-condensing silkworm}		
Safety regulations	IEC 60825CE, ROHS, FCC, FDA, CDRH Registry, NCC, KC, UKCA, TECLEC		
patent application	Seven patents		
Mode No: LX1 Series models:N/A			

# LaserPecKer

At the beginning of the Beijing LXL bud, know hang lost, the inspection is not finished: save the light mirror T net no stain.

Installation six fan: before starting the operation of LX 1, please refer to the use instructions and the fixed host (with the protection war power department I bracket, li xiao, Sanfu and other accessories with fixed xiao or xiang t objects), carbon is not special due to the placement. Only lead to the destruction.

Please make sure that I show the power supply and the power supply (BAC for 24V5A) to the power supply.

Before starting the laser, make sure you do. Safety protection measures, such as can be baked by adding protection halo, wearing goggles to prevent laser damage eyes or skin removal, irrelevant items to prevent cause: save light irradiation into unnecessary damage ring, especially to go easy real easy burial items, to prevent fire.

In the arbitrary light after the beginning of the carved items, I do not move to cut no dense, so as not to cause the equipment because of day I protect =5 to stop jiang, or even because of the spoon carved items were moved to affect the final effect of jiang.

The main laser has a certain risk, because the xuan, children cocoon can not have winter yue Ru, W / W extension will people oath just: F / two work " = inferior / cloud: 3

Before using this product, please examine the toxic and harmful gas in the laser burning process, so as to avoid poisoning accidents.

If the seeds in the client has different 3 marriage empty, with the use of the fan to blow away the ring placed in the wide acid ventilated place to hold%.

The use of this product sad engraved goods tendon, to the car at the beginning of the hidden items have full reflection ring diffuse reflection special gas, this kind of items to hold the Jiang Hui safety protection (Jianwen with the sun board tent will be tons of xiao engraved-area swimming black after a long engraved).

Do not use Cl kit to shoot into pets. Decision, dolphin,, can not suck W. Turn not afraid.

## 07 / Precautions

Touch the ocean, shao read l use safety], and li Yuan all content qing double fan exercises.

This product does not try to have its own west LX 1 or Fei removal.

# LaserPecKer

T bow worker seven times of LX 1, there will be a mysterious light shot, the light of the human bai: farewell is the human body or things (pet) Su Qi spoon, died. The insect: another evening, the rival OiPad such electronic products screen damage is extremely severe. Correct use and maintenance of the product, the safety of the product'to insect. For the production of this product and the specification, please yan W keep the description in this manual.

In the operation and use of Xu 1, be sure to carry less eyepiece.

LX 1 this time used different: save light alas group, can be geegedada for any Mi ji use.

## 08 / Disclaimer

Thank you for purchasing the LX 1. The content mentioned in this article is related to your safety and legitimate rights and interests and beauty. Before using this product, please read this article to confirm that ■ has the correct set of the product. Seek practical li shou and according to this article and police operation, may be you and the surrounding personnel with injury, Beijing caused LX 1 and other items around damage.

Once using this product, you have made the statement and information, read, recognized and accepted all the terms and contents of this statement. You only learn to treat all the possible consequences of using this product. You agree to use this product for normal purposes and agree to this clause and the relevant regulations, policies and reference formulated by Hiand wen (Hingin). LX 1 for one stone or indirect use of the product caused by damage, injury and 'Ren He note Jian Yi' ren unchanged yi. The use of stone is not limited to all the security signs mentioned in this article

## 09 / Warning

In the generation of DQ is not ready before, be sure to read the content, production zha li shou chun disgrace

This did not use four types of laser (strong laser radiation), the light radiation may cause the following accidents:  
1) point around easy dazzle; 2) Marine light, = half, because the younger light is different object may produce other

# LaserPecKer

radiation and gas, and gas pseudo city is # 0 gas; 3) laser will be direct irradiation will cause human injury. Therefore, the personnel must keep a distance with the equipment, well idle protective equipment (such as eye flag, protection cover, protection and land elimination equipment, etc.), strict \* in the work and unprepared around the pile easy dazzle, easy. And always keep the working environment well ventilated.

Laser engineering can exist alkali users to carefully consider whether the object material is suitable for laser operation.

No working electricity 24M 5A, should be powered by a type of trap power, household learning super without dead electricity without shortage needle operation. In addition, under the power supply (such as the power plug), the power supply can not be inserted, otherwise there will be a very dangerous cyanotic air wind.

. This product internal ji xuan half changding , Soil group seven., Two fu put not placed in a strong electromagnetic dry dead near the electrical station, because this can be read shading E: electric record dry: J

When the fern light source is opened, there will be sea light fan shot out, the user must avoid the porcelain disgrace sign in front of the laser beam.

Do not place any irrelevant full antifine reflective factory in the equipment... a new light reflected into the body or easy traceability.

Before using this product, please make sure that the emissions caused by laser irradiation are burned

## 10 / Warranty clause

To the extent permitted by law, this warranty is exclusive and supersedes all other warranty conditions implied by birth or decree, including for a special purpose, decree, or any other situation; brother, including those not limited to specific use. In addition, for any accident, special, indirect concubine natural loss, the branch and the stack (may originate from the use, use, will not use and product ke zheng).

Consumer jun dry please repair the business, have the obligation to back up all personal important information: respect. Repair and handle concessions, such as replacement parts ring update product rescue parts version,

In disappeared, hi xing village wen will not provide the integrity of M backup or related information and set value

# LaserPecKer

The person on the left of the product 3 is free from repair, ±? 3 I 5 m rotten silicon huge repair limit, then shock my cheese.

Wu’ there are more degrees to repair zhe products, the original product remaining repair period of the original ring and 30 days after the replacement of-. Tie, hi Xing village will be given to the two longer repair.

”With non-Chinese big land M driving products, consumption stingy to hi fire;. ” •’ •-• •• . Note specification, safety specification, close, empty V ” must be written

For other factors, some countries and regions sell W products to seek technical repair, and can provide limited warranty for A and A. So is not the mainland pool area elimination?;, Whether or not within the scope of the warranty, electricity first to the original purchase of the authorized road Jin to seek warranty service, will charge Y repair and manual processing fees, if the recipient of the country has additional tariffs, the main spirit stone air personnel sweep: consumption; xuan to hi Xingren dropout city Hong times repair business, will and can sell like abbot processing.

Distribution may be away. The distribution of hi xing village technology products, told to the Chinese mainland area of the ironing, if there is a unique wood three cloud festival, my han beauty’ ^ -pat Beijing department for M area effective, has nothing to do with this warranty rhyme.

The quality of processing is highly related to the use of name processing, processing material and processing preparation, which is not investigated. Repair the fan with inside.

## 11 / Copyright description

• honte’ •- ; Nine pieces and hardware belongs to Zhili, are belong to the village Wen Co., LTD. (the following qi buy fire & as all. Seven drink

Xing Technology registered Kou Biao.

My hand friend you soap. If with more just% discomfort 2 this hand Ming seek mustard not to the cost of ten days is no. Refer to our web page (h:: ps: / / w <.vw.laserpecker.cn)^. Understand the most mirage hit updates.

For the use of this product, without the written permission of this Gong, the person of this manual is good, ed the purpose = special gas bug

**FCC Warning Statement:** Changes or modifications to this unit not expressly approved by the party responsible for compliance could void the user's authority to operate the equipment. This equipment has been tested and found to comply with the limits for a Class B digital device, pursuant to Part 15 of the FCC Rules. These limits are designed to provide reasonable protection against harmful interference in a residential installation. This equipment generates, uses and can radiate radio frequency energy and, if not installed and used in accordance with the instructions, may cause harmful interference to radio communications. However, there is no guarantee that interference will not occur in a particular installation. If this equipment does cause harmful interference to radio or television reception, which can be determined by turning the equipment off and on, the user is encouraged to try to correct the interference by one or more of the following measures:

- Reorient or relocate the receiving antenna.
- Increase the separation between the equipment and receiver.
- Connect the equipment into an outlet on a circuit different from that to which the receiver is connected.
- Consult the dealer or an experienced radio/TV technician for help.

This device complies with Part 15 of the FCC Rules. Operation is subject to the following two conditions: (1) this device may not cause harmful interference, and (2) this device must accept any interference received, including interference that may cause undesired operation.

#### FCC Radiation Exposure Statement

The antennas used for this transmitter must be installed to provide a separation distance of at least 20 cm from all persons and must not be co - located for operating in conjunction with any other antenna or transmitter.

#### IC Warning

This device complies with Industry Canada license-exempt RSS standard(s).

Operation is subject to the following two conditions: (1) this device may not cause interference, and (2) this device must accept any interference, including interference that may cause undesired operation of the device.

Under Industry Canada regulations, this radio transmitter may only operate using an antenna of a type and maximum (or lesser) gain approved for the transmitter by Industry Canada. To reduce potential radio interference to other users, the antenna type and its gain should be so chosen that the equivalent isotropically radiated power (e.i.r.p.) is not more than that necessary for successful communication.

This device complies with Canadian ICES-003 and RSS-210 & RSS-247.

Radiation Exposure: This equipment complies with Canada radiation exposure limits set forth for an uncontrolled environment.

IC Radiation Exposure Statement

The antennas used for this transmitter must be installed to provide a separation distance of at least 20 cm from all persons and must not be co-located for operating in conjunction with any other antenna or transmitter.

#### Avertissement IC

Cet appareil est conforme aux normes RSS sans licence d'Industrie Canada.

L'opération est soumise aux deux conditions suivantes: (1) cet appareil ne doit pas causer d'interférences, et (2) cet appareil doit accepter toute interférence, y compris celle susceptible de provoquer un fonctionnement indésirable de l'appareil. dispositif.

Selon la réglementation d'Industrie Canada, cet émetteur radio ne peut fonctionner qu'en utilisant une antenne type et gain maximum (ou inférieur) approuvés pour Industrie Canada par l'émetteur. Réduire brouillage radioélectrique potentiel avec d'autres utilisateurs, le type d'antenne et son gain doivent être choisis que la puissance isotrope rayonnée équivalente (e.i.r.p.) n'est pas supérieure à celle nécessaire pour communication réussie.

Cet appareil est conforme aux normes canadiennes ICES-003 et RSS-210 & RSS-247.

Exposition aux radiations: Cet équipement est conforme à la réglementation canadienne sur les radiations.

limites d'exposition établies pour un environnement non contrôlé.

Déclaration d'exposition aux radiations IC

Les antennes utilisées pour cet émetteur doivent être installées de manière à assurer une distance de séparation d'au moins 20 cm au moins de toute personne et ne doivent pas être co-localisées pour fonctionner en conjonction avec autre antenne ou émetteur.