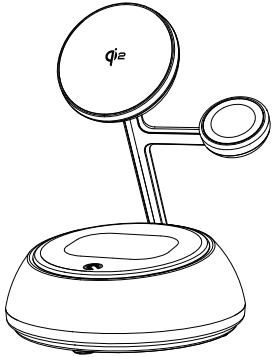


尺寸：60x90mm  
材质：105G铜板纸  
折叠：风琴折  
正反面四色印刷

垂直三合一无线充电器  
使用说明书



包 装

三合一桌面无线充\*1  
Type-C 充电线\*1  
说明书\*1

功能组件

手机无线  
充电区域

耳机充电区域

触摸灯光  
开/关

手表无线  
充电区域

Type-C 接口

防滑垫

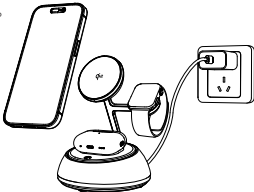
散热孔

柔光灯区域

使用步骤

1.接通电源，给产品通电。

2.将手机/耳机/手表放到对应的  
充电位置，均正常充电。



LED 智能指示灯

1.上电提示：幻彩灯亮5S熄灭

2.待机提示：无指示灯

3.充电提示：无指示灯

4.充满提示：无指示灯

5.金属异物检测提示：夜灯触摸位置闪烁红光（耳机、手表异物时无指示灯）

6.触摸按键：单击打开/关闭灯光，双击切换灯光（幻彩/暖色/冷色/蓝色/紫红）

适用设备

1.智能手机:非磁吸手机, 请增加引磁环后使用该产品

2.输入兼容：QC3.0 PD3.0等协议

3.输入电压5V时,设备会闪光灯提醒（由于5V电压过低，三合一同时  
充电时功率较大，可能会出现手表断充，请使用9V适配器）

4.输入大于9V/3A时，单独充手机最高15W

5.输入大于9V/3A时，同时充手机15W、耳机5W、手表2.5W

产品规格

额定输入：9V/3A

手机输出: 15W

耳机输出: 5 W

手表输出: 2.5 W

手机充电距离：≤4MM

输入接口: Type-C接口

充电频率: 115-205kHz

磁铁吸力: 0.8 KG

产品尺寸: 114\*114\*154mm

注意事项

1.请勿过度挤压或碰撞设备。

2.请勿与带磁条或者芯片的磁卡（身份证、银行卡等）放置  
太近，避免造成磁卡失效。

3.请勿使用5V适配器充头,因功率不足会出现断充情况，  
请使用9V适配器供电。

保 修

本产品三包有效期：自购买日起（以寄回的客户回执或购机发票日期为准），提供12个月保修服务，其它附件（如包装等）  
不属三包范围，产品外观为人为损坏，附件损失，不在三包之列。不在三包之内或超过三包期的产品，客户仍享受维修服务，  
但需要交纳维修工本费。

产品保修卡

型号：

购买日期：

经销商名称：

购买商号：

姓名：

电话：

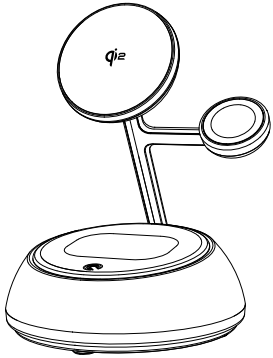
地址：

保修内容

保修日期

为了您的权益，请您认真填写，并妥善保管，作为维前凭证！  
请勿擅自修改内容，否则视为作废。  
本公司保留对该产品售后服务条例的最终解释权。

Vertical 3-in-1 Wireless  
Charger  
USER MANUAL



3 in 1 Desktop Wireless charger \*1  
Type-C charging cable \*1  
User Manual \*1

Functional component

Mobile phone Wireless  
Charging Area

Earphone charging  
area

Touch light  
ON/OFF

Apple Watch Wireless  
Charging Area

Type-C interface

Soft light

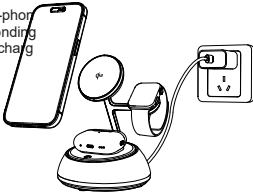
Heat Dissipate Hole

Anti-slip mat

Use steps

1. Connect the power supply  
and power up the product.

2. Place the phone/ear-phon  
e/watch in the corresponding  
charging position and charg  
e it normally.



LED intelligent indicator

1. Power on prompt: The colorful light will turn on and off after 5 se  
conds

2. Standby prompt: No indicator light

3. Charging prompt: No indicator light

4. Full prompt: No indicator light

5. Metal foreign object detection prompt: The touch position of  
the night light flashes red (when headphones or watches have  
foreign objects)No indicator light)

6. Touch button: Click to turn on/off lights, double-click to switch lig  
hts (indescent/warm/cool)Blue/Purple Red)

Applicable Devices

1.Smartphone：For non-MagSafe phones, please use an extra  
magnetic ring or MagSafe case to use this product.

2. Input compatibility: QC3.0, PD3.0 and other protocols

3.When the input voltage is 5V, the device will flash a warning lig  
ht (due to the low 5V voltage, the power of the three in one charg  
ing is high, which may cause the watch to disconnect,  
please use a 9V adapter)

4.When the input is greater than 9V/3A, charging the phone sepa  
rately can reach a maximum of 15W

5.When the input is greater than 9V/3A, charge the phone 15W, h  
eadphones 5W, and watch 2.5W simultaneously

6. The maximum charging power of iPhone 12-16 series is

Product specification

Input: 9V/3A

Mobile output: 15W

Earphone output: 5 W

Watch output: 2.5 W

Mobile phone charging distance: ≤ 4MM

Input interface: type-C inter  
face

Charging frequency: 115-205kHz

Magnetic attraction: 0.8 KG

Product size: 114\*114\*154mm

Caution

1. Do not over squeeze or collide with the equipment.

2. Please do not place it too close to the magnetic card (ID card,  
bank card, etc.) with magnetic stripe or chip to avoid magnetic c  
ard failure.

3.Do not use 5V adapter as insufficient power which may cause  
charging interruption. Please use 9V adapter for power supply.

The three guarantee period of this product: from purchasing date  
(Prevail to the customer receipt date or invoice date),  
provide 12 months guarantee. product surface man-made  
damage,accessories missed are not include in this guarantee,  
repair service for the product is out of the guarantee period  
or not covered by warranty ,customer need to pay the repair charge.

Product Warranty Card

No.:

Date of purchase:

Dealer name

Dealer:

Name:

Telephone:

Address:

Warranty content

Warranty date

For your rights and interests, please fill in carefully and keep it properly  
as a pre maintenance voucher!  
Do not modify the content without authorization, otherwise it will be  
deemed invalid.  
The company reserves the final right to interpret the after-sales service  
regulations of the product.

PDF  
MAN

This device complies with Part 15 of the FCC Rules. Operation is subject to the following two conditions: (1) this device may not cause harmful interference, and (2) this device must accept any interference received, including interference that may cause undesired operation

NOTE: This equipment has been tested and found to comply with the limits for a Class B digital device, pursuant to Part 15 of the FCC Rules. These limits are designed to provide reasonable protection against harmful interference in a residential installation. This equipment generates, uses and can radiate radio frequency energy and, if not installed and used in accordance with the instructions, may cause harmful interference to radio communications. However, there is no guarantee that interference will not occur in a particular installation.

If this equipment does cause harmful interference to radio or television reception, which can be determined by turning the equipment off and on, the user is encouraged to try to correct the interference by one or more of the following measures:

- Reorient or relocate the receiving antenna.
- Increase the separation between the equipment and receiver.
- Connect the equipment into an outlet on a circuit different from that to which the receiver is connected.
- Consult the dealer or an experienced radio/TV technician for help.

Warning: changes or modifications not expressly approved by the party responsible for compliance could void the user's authority to operate the equipment

#### Radiation Exposure Statement

This equipment complies with FCC radiation exposure limits set forth for an uncontrolled environment.

This equipment should be installed and operated with minimum distance 20cm between the radiator and your body.