


8 SETUP PHOTOS

ANTENNA PORT CONDUCTED RF MEASUREMENT SETUP



RADIATED RF MEASUREMENT SETUP

STAND-ALONE CONFIGURATION

RADIATED FRONT PHOTO




RADIATED BACK PHOTO



RADIATED RF MEASUREMENT SETUP

MOBILE CONFIGURATION



RADIATED BACK PHOTO



RADIATED RF MEASUREMENT SETUP WITH PORTABLE, X AXIS POSITION


RADIATED FRONT PHOTO



RADIATED RF MEASUREMENT SETUP




RADIATED RF MEASUREMENT SETUP WITH PORTABLE, Y AXIS POSITION



RADIATED BACK PHOTO




RADIATED RF MEASUREMENT SETUP WITH PORTABLE, Z AXIS POSITION



RADIATED BACK PHOTO



POWERLINE CONDUCTED EMISSIONS MEASUREMENT SETUP



LINE CONDUCTED BACK PHOTO



END OF REPORT