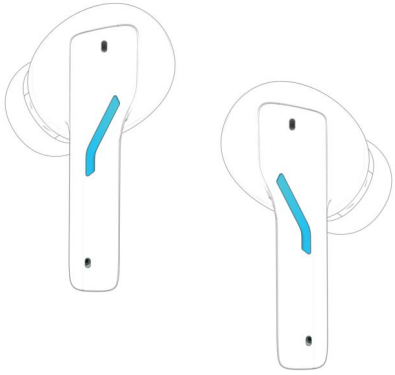


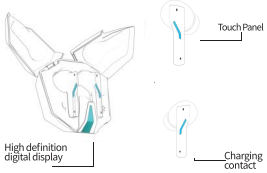
FCC Caution:
This device complies with part 15 of the FCC Rules. Operation is subject to the following two conditions: (1) This device may not cause harmful interference, and (2) this device must accept any interference received, including interference that may cause undesired operation.
Any changes or modifications not expressly approved by the party responsible for compliance could void the user's authority to operate the equipment.
NOTE: This equipment has been tested and found to comply with the limits for a Class B digital device, pursuant to Part 15 of the FCC Rules. These limits are designed to provide reasonable protection against harmful interference in a residential installation. This equipment generates, uses and can radiate radio frequency energy and, if not installed and used in accordance with the instructions, may cause harmful interference to radio communications. However, there is no guarantee that interference will not occur in a particular installation.
If this equipment does cause harmful interference to radio or television reception, which can be determined by turning the equipment off and on, the user is encouraged to try to correct the interference by one or more of the following measures:
-- Reorient or relocate the receiving antenna.
-- Increase the separation between the equipment and receiver.
-- Connect the equipment into an outlet on a circuit different from that to which the receiver is connected.
-- Consult the dealer or an experienced radio/TV technician for help.
The device has been evaluated to meet general RF exposure requirement. The device can be used in portable exposure condition without restriction.



wi rel ess headphone

Sound Earcuffs

1. Product structure



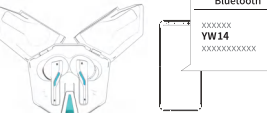
Product Name	wi rel ess headphone
BT version	5.4
Current consumption	220mA
Transmission radius	10m
Music time	About 4 hours
Charging interface	USB Type-C
Charging time	About 1.5h

Bluetooth

XXXXXXXXXX
YW14
XXXXXXXXXXXX

1. Open the box and take out the earphones. The earphones will automatically pair left and right.
2. Open the Bluetooth you want to connect to and select it from the list "YW14".
3. The pairing is completed after the flashing ends.

2. Bluetooth pairing

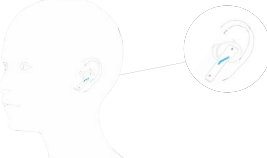


Bluetooth

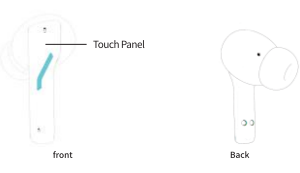
XXXXXXXXXX
YW14
XXXXXXXXXXXX

1. Use one hand to hold the ear and hang it on like wearing an earring.
2. First, hang it above the ear and move it up and down to adjust to the best listening sound. The position of the sound.

3. Usage



4. Position and operation method of operation buttons



front

Back

The touch panels are located on the front sides of each side. By touching the control panel, it is possible to Basic operations.
Note that it is not a button operation and requires gentle touch of the control panel

5. Operation List

pair	The left and right ears will pair on their own in pairing mode. After pairing, the red and blue lights on the ear will flash alternately, and the lights on the secondary ear will go off. After pairing the left and right ears, the Bluetooth name "YW14" can be found on the Bluetooth device or an Android/iOS phone.	
Power ON/OFF	Automatic power on when entering the earbuds, or manually long press for 3 seconds on the touch panel for automatic shutdown when entering the earbuds, or manually long press for 5 seconds on the touch panel (Power ON/Power OFF).	
Music: Play/Stop	Click on a left and right touch panel	
Call answering/hanging up	Click on a left and right touch panel	
Previous song	Double click on the left ear touch panel	
Next piece of music	Double click on the right ear touch panel	
Volume increase	Three click left ear touch panel	
Volume reduction	Three click right ear touch panel	
Summoning Voice Assistant	Long press for 2 seconds to release and trigger Siri	
Call rejection	Long press any earphone to reject	
Noise reduction mode switching	Continuously click on any headphone touch panel four times	

Notes:

Please follow the following precautions to avoid injury and property damage. Long term use of high volume can stimulate the ears and may lead to cognitive effects such as reduced hearing.
To better protect both ears and hearing, please pay attention to preventing situations where the volume is too high. According to the different Bluetooth devices connected to this device, there may be a phenomenon of speaking during calls. Please keep an appropriate volume at all times. Please gradually increase the volume as sudden increases may damage the ears.
If you experience skin allergies or other symptoms while using this device, please stop using it as soon as possible and consult a doctor, or contact a repair center or the seller at the time of purchase for further consultation.
1. Please do not place the earphone body in the back pocket to avoid compression, deformation, or other malfunctions when sitting down.
2. Please do not use this aircraft within its functions, as radio waves and other factors may cause accidental operation and accidents.
3. Please do not use this device near medical devices, as radio waves and other influences may cause malfunctions in pacemakers or other medical electronic devices.
4. Please do not use this device in crowded vehicles or other miscellaneous places, or in the interior of medical institutions.
Please do not operate near automatic doors, fire alarms, or other automatic control equipment.
The use of radio waves and other factors may cause accidental operations and accidents.

Warning:

Please pay attention to the following precautions to avoid death or serious injury caused by fire, electric shock, heat, fire, etc. Do not directly touch the charging battery with your hands to prevent liquid leakage. If the leaked liquid accidentally enters the eyes, to avoid the possibility of blindness, please do not rub your eyes.
Immediately rinse thoroughly with clean water and seek medical treatment promptly. If the leaked liquid accidentally touches the body or clothing, to avoid possible burns or other injuries, please use immediately.
Wash with water or other ingredients. If there is inflammation or other damage to the skin, please seek medical treatment promptly.
Please use the attached USB Type-C accessory for charging. Damage, battery leakage, overheating, and other situations may cause fire and other injuries, resulting in surrounding pollution and damage.
Injury. Do not disassemble this machine on your own to avoid malfunctions or electric shock. If you need to replace the rechargeable battery, inspect or repair it, please contact the seller in a timely manner.
Post service center or specialized store at the time of purchase. Please do not expose this device to high temperatures or heating equipment, such as near flames, direct sunlight, or high temperatures.
Use, store, and place in high-temperature areas such as the interior of the car.