

## LTE\_Band 2

Frequency: 1900 MHz; Duty Cycle: 1:1; Room Ambient Temperature: 23.0°C; Liquid Temperature: 22.0°C

Medium parameters used:  $f = 1900$  MHz;  $\sigma = 1.407$  S/m;  $\epsilon_r = 40.649$ ;  $\rho = 1000$  kg/m<sup>3</sup>

DASY5 Configuration:

- Area Scan Setting: Find Secondary Maximum Within: 2.0 dB and with a peak SAR value greater than 0.0012W/kg
- Electronics: DAE4 Sn1486; Calibrated: 2023/6/16
- Probe: EX3DV4 - SN7369; ConvF(8.26, 8.26, 8.26) @ 1900 MHz; Calibrated: 2023/5/22
- Sensor-Surface: 3mm (Mechanical Surface Detection (Locations From Previous Scan Used)), Sensor-Surface: 3mm (Mechanical Surface Detection)
- Phantom: ELI V5.0 (20deg probe tilt); Type: QD OVA 002 AA; Serial: 1240

### P-Sensor on/Tablet/LTE Band 2\_20M/Main Ant/Edge 1/Ch19100/RB1 0\_0mm/Area Scan (6x10x1):

Measurement grid: dx=15mm, dy=15mm

Maximum value of SAR (measured) = 1.41 W/kg

### P-Sensor on/Tablet/LTE Band 2\_20M/Main Ant/Edge 1/Ch19100/RB1 0\_0mm/Zoom Scan (5x5x7)/Cube 0:

Measurement grid: dx=8mm, dy=8mm, dz=5mm

Reference Value = 14.34 V/m; Power Drift = -0.14 dB

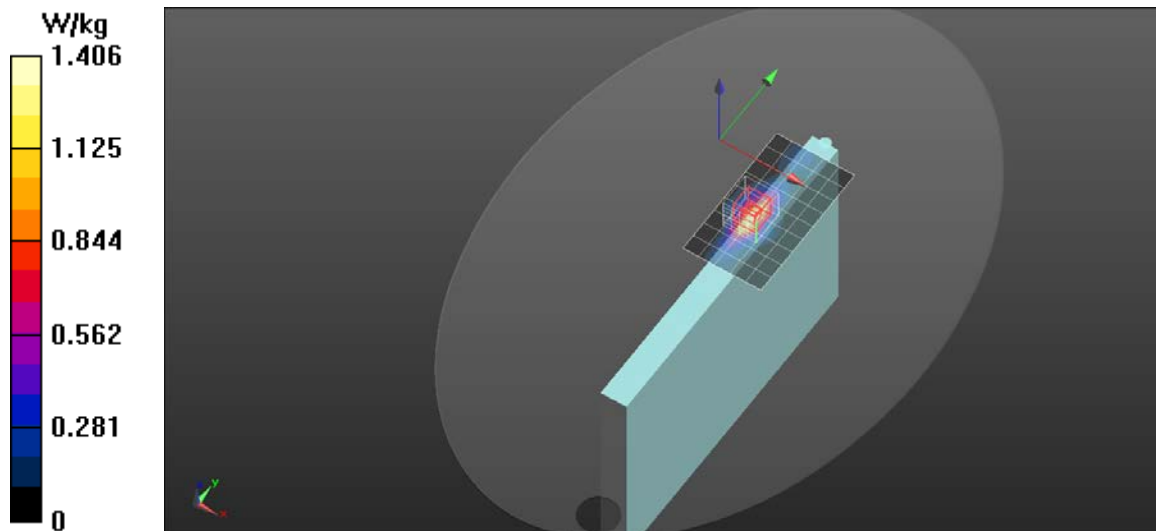
Peak SAR (extrapolated) = 2.17 W/kg

**SAR(1 g) = 1.13 W/kg; SAR(10 g) = 0.545 W/kg**

Smallest distance from peaks to all points 3 dB below = 8 mm

Ratio of SAR at M2 to SAR at M1 = 52.2%

Maximum value of SAR (measured) = 1.42 W/kg



## LTE\_Band 4

Frequency: 1745 MHz; Duty Cycle: 1:1; Room Ambient Temperature: 23.0°C; Liquid Temperature: 22.0°C

Medium parameters used (interpolated):  $f = 1745$  MHz;  $\sigma = 1.376$  S/m;  $\epsilon_r = 39.819$ ;  $\rho = 1000$  kg/m<sup>3</sup>

DASY5 Configuration:

- Area Scan Setting: Find Secondary Maximum Within: 2.0 dB and with a peak SAR value greater than 0.0012W/kg
- Electronics: DAE4 Sn1486; Calibrated: 2023/6/16
- Probe: EX3DV4 - SN7369; ConvF(8.59, 8.59, 8.59) @ 1745 MHz; Calibrated: 2023/5/22
- Sensor-Surface: 3mm (Mechanical Surface Detection (Locations From Previous Scan Used)), Sensor-Surface: 3mm (Mechanical Surface Detection)
- Phantom: ELI V5.0 (20deg probe tilt); Type: QD OVA 002 AA; Serial: 1240

### P-Sensor off/Tablet/LTE Band 4\_20M/Main Ant/Edge 1/Ch20300/RB1.0\_8mm/Area Scan (6x10x1):

Measurement grid:  $dx=15$ mm,  $dy=15$ mm

Maximum value of SAR (measured) = 1.16 W/kg

### P-Sensor off/Tablet/LTE Band 4\_20M/Main Ant/Edge 1/Ch20300/RB1.0\_8mm/Zoom Scan (5x5x7)/Cube 0:

Measurement grid:  $dx=8$ mm,  $dy=8$ mm,  $dz=5$ mm

Reference Value = 15.79 V/m; Power Drift = 0.01 dB

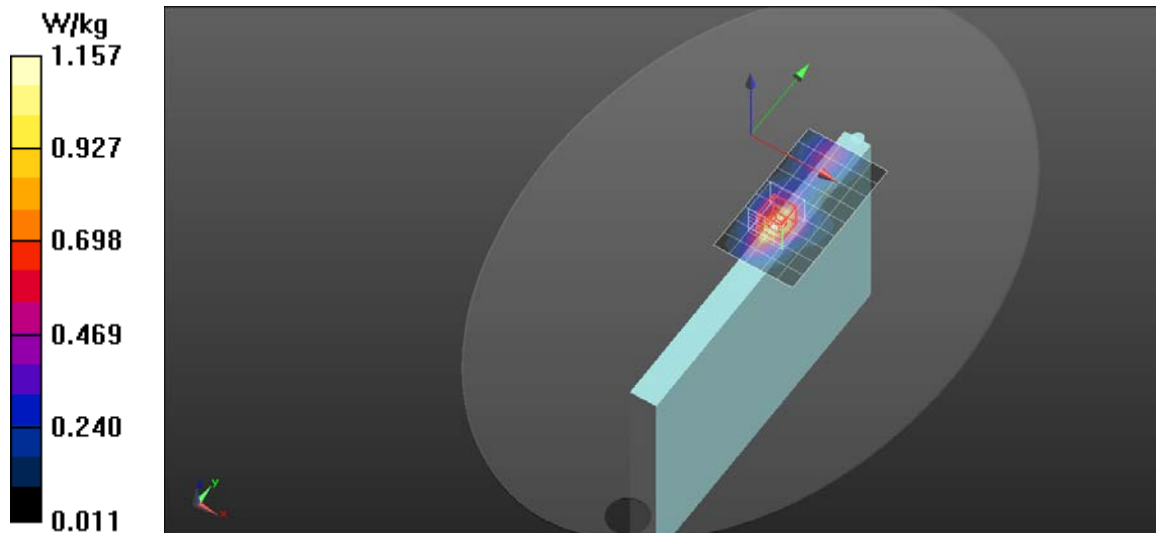
Peak SAR (extrapolated) = 1.93 W/kg

**SAR(1 g) = 1.12 W/kg; SAR(10 g) = 0.622 W/kg**

Smallest distance from peaks to all points 3 dB below = 12.8 mm

Ratio of SAR at M2 to SAR at M1 = 58.2%

Maximum value of SAR (measured) = 1.38 W/kg



## LTE\_Band 5

Frequency: 844 MHz; Duty Cycle: 1:1; Room Ambient Temperature: 23.0°C; Liquid Temperature: 22.0°C

Medium parameters used (interpolated):  $f = 844$  MHz;  $\sigma = 0.957$  S/m;  $\epsilon_r = 41.688$ ;  $\rho = 1000$  kg/m<sup>3</sup>

DASY5 Configuration:

- Area Scan Setting: Find Secondary Maximum Within: 2.0 dB and with a peak SAR value greater than 0.0012W/kg
- Electronics: DAE4 Sn1486; Calibrated: 2023/6/16
- Probe: EX3DV4 - SN7369; ConvF(9.83, 9.83, 9.83) @ 844 MHz; Calibrated: 2023/5/22
- Sensor-Surface: 3mm (Mechanical Surface Detection (Locations From Previous Scan Used)), Sensor-Surface: 3mm (Mechanical Surface Detection)
- Phantom: ELI V5.0 (20deg probe tilt); Type: QD OVA 002 AA; Serial: 1240

### P-Sensor off/Tablet/LTE Band 5\_10M/Main Ant/Edge 1/Ch20600/RB1 0\_8mm/Area Scan (6x10x1):

Measurement grid: dx=15mm, dy=15mm

Maximum value of SAR (measured) = 0.837 W/kg

### P-Sensor off/Tablet/LTE Band 5\_10M/Main Ant/Edge 1/Ch20600/RB1 0\_8mm/Zoom Scan (5x5x7)/Cube 0:

Measurement grid: dx=8mm, dy=8mm, dz=5mm

Reference Value = 12.41 V/m; Power Drift = -0.04 dB

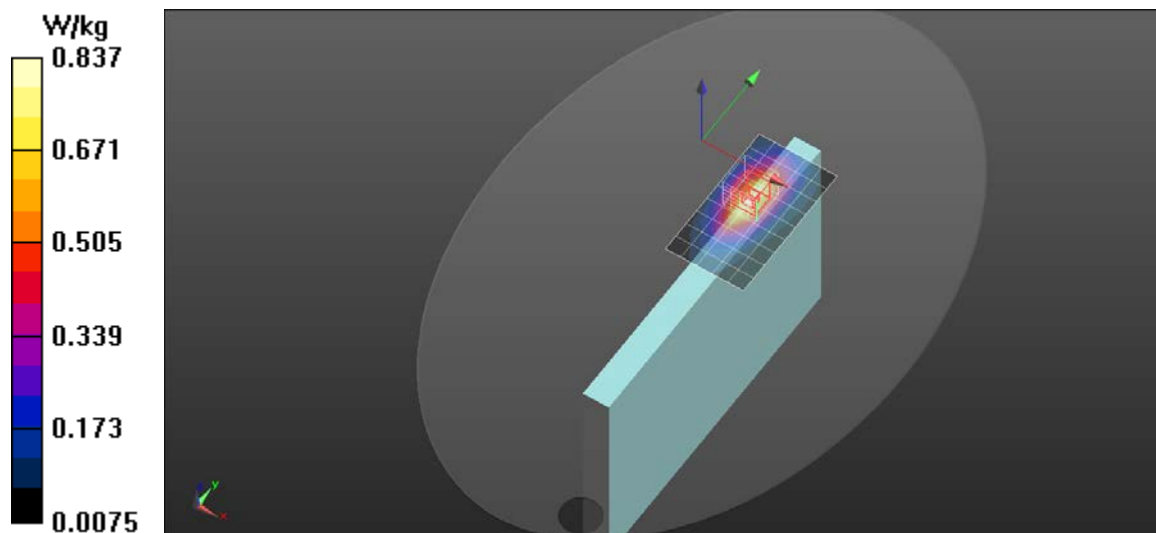
Peak SAR (extrapolated) = 1.64 W/kg

**SAR(1 g) = 1.08 W/kg; SAR(10 g) = 0.677 W/kg**

Smallest distance from peaks to all points 3 dB below = 13.7 mm

Ratio of SAR at M2 to SAR at M1 = 66%

Maximum value of SAR (measured) = 1.28 W/kg



## LTE\_Band 13

Frequency: 782 MHz; Duty Cycle: 1:1; Room Ambient Temperature: 23.0°C; Liquid Temperature: 22.0°C

Medium parameters used:  $f = 782 \text{ MHz}$ ;  $\sigma = 0.898 \text{ S/m}$ ;  $\epsilon_r = 40.961$ ;  $\rho = 1000 \text{ kg/m}^3$

DASY5 Configuration:

- Area Scan Setting: Find Secondary Maximum Within: 2.0 dB and with a peak SAR value greater than 0.0012W/kg
- Electronics: DAE4 Sn1486; Calibrated: 2023/6/16
- Probe: EX3DV4 - SN7369; ConvF(10.17, 10.17, 10.17) @ 782 MHz; Calibrated: 2023/5/22
- Sensor-Surface: 3mm (Mechanical Surface Detection (Locations From Previous Scan Used)),
- Sensor-Surface: 3mm (Mechanical Surface Detection)
- Phantom: ELI V5.0 (20deg probe tilt); Type: QD OVA 002 AA; Serial: 1240

### P-Sensor off/Tablet/LTE Band 13\_10M/Main Ant/Edge 1/Ch23230/RB1.0\_8mm /Area Scan (6x10x1):

Measurement grid:  $dx=15\text{mm}$ ,  $dy=15\text{mm}$

Maximum value of SAR (measured) = 1.13 W/kg

### P-Sensor off/Tablet/LTE Band 13\_10M/Main Ant/Edge 1/Ch23230/RB1.0\_8mm/Zoom Scan (5x5x7)/Cube 0:

Measurement grid:  $dx=8\text{mm}$ ,  $dy=8\text{mm}$ ,  $dz=5\text{mm}$

Reference Value = 13.39 V/m; Power Drift = 0.04 dB

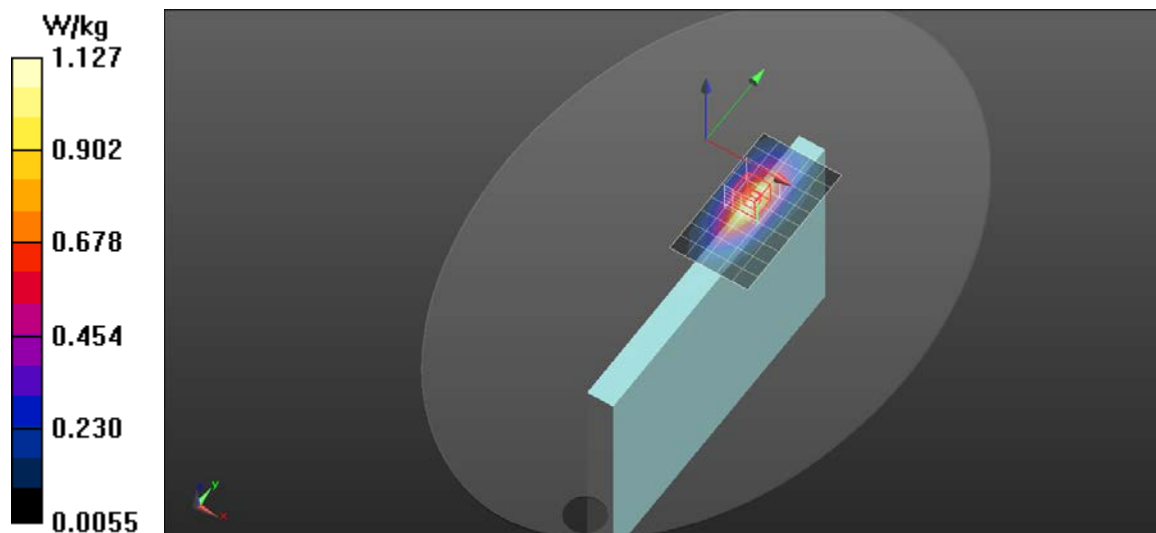
Peak SAR (extrapolated) = 1.48 W/kg

**SAR(1 g) = 0.990 W/kg; SAR(10 g) = 0.636 W/kg**

Smallest distance from peaks to all points 3 dB below = 13.7 mm

Ratio of SAR at M2 to SAR at M1 = 67.5%

Maximum value of SAR (measured) = 1.16 W/kg



## LTE\_Band 48

Frequency: 3560 MHz; Duty Cycle: 1:1; Room Ambient Temperature: 23.0°C; Liquid

Temperature: 22.0°C

Medium parameters used (interpolated):  $f = 3560$  MHz;  $\sigma = 2.854$  S/m;  $\epsilon_r = 38.53$ ;  $\rho = 1000$  kg/m<sup>3</sup>

DASY5 Configuration:

- Area Scan Setting: Find Secondary Maximum Within: 2.0 dB and with a peak SAR value greater than 0.0012W/kg
- Electronics: DAE4 Sn1486; Calibrated: 2023/6/16
- Probe: EX3DV4 - SN7369; ConvF(6.91, 6.91, 6.91) @ 3560 MHz; Calibrated: 2023/5/22
- Sensor-Surface: 3mm (Mechanical Surface Detection (Locations From Previous Scan Used)),
- Sensor-Surface: 3mm (Mechanical Surface Detection)
- Phantom: ELI V5.0 (20deg probe tilt); Type: QD OVA 002 AA; Serial: 1240

### P-Sensor on/Tablet/LTE Band 48\_20M/Main Ant/Edge 1/Ch55340/RB1.0\_0mm/Area Scan (7x8x1):

Measurement grid: dx=10mm, dy=10mm

Maximum value of SAR (measured) = 1.48 W/kg

### P-Sensor on/Tablet/LTE Band 48\_20M/Main Ant/Edge 1/Ch55340/RB1.0\_0mm/Zoom Scan (7x7x12)/Cube 0:

Measurement grid: dx=4mm, dy=4mm, dz=2mm

Reference Value = 8.724 V/m; Power Drift = -0.10 dB

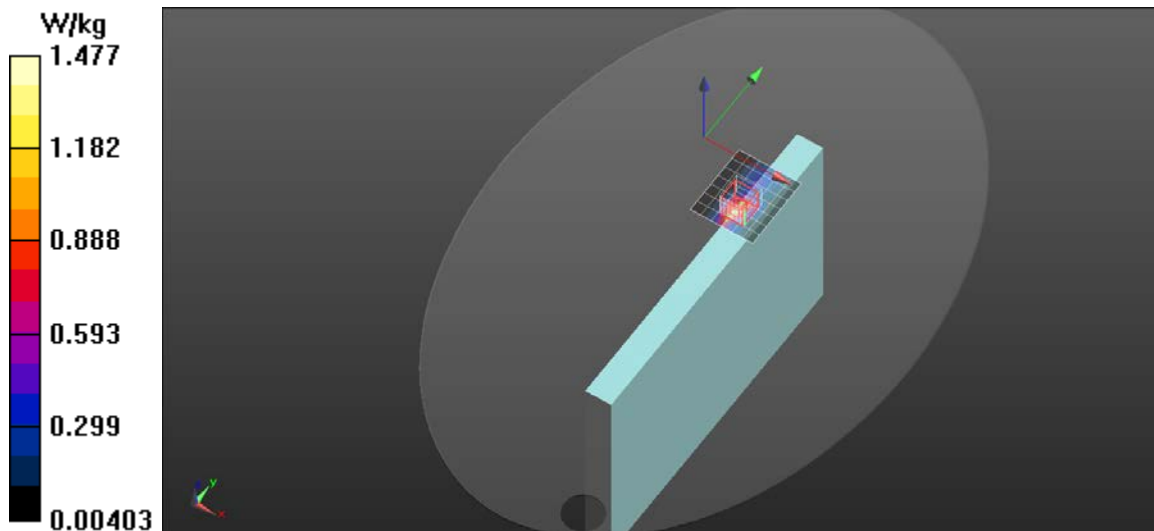
Peak SAR (extrapolated) = 3.66 W/kg

**SAR(1 g) = 1.05 W/kg; SAR(10 g) = 0.354 W/kg**

Smallest distance from peaks to all points 3 dB below = 6.4 mm

Ratio of SAR at M2 to SAR at M1 = 57.7%

Maximum value of SAR (measured) = 1.53 W/kg



## LTE\_Band 66

Frequency: 1770 MHz; Duty Cycle: 1:1; Room Ambient Temperature: 23.0°C; Liquid Temperature: 22.0°C

Medium parameters used (interpolated):  $f = 1770$  MHz;  $\sigma = 1.388$  S/m;  $\epsilon_r = 39.778$ ;  $\rho = 1000$  kg/m<sup>3</sup>

DASY5 Configuration:

- Area Scan Setting: Find Secondary Maximum Within: 2.0 dB and with a peak SAR value greater than 0.0012W/kg
- Electronics: DAE4 Sn1486; Calibrated: 2023/6/16
- Probe: EX3DV4 - SN7369; ConvF(8.59, 8.59, 8.59) @ 1770 MHz; Calibrated: 2023/5/22
- Sensor-Surface: 3mm (Mechanical Surface Detection (Locations From Previous Scan Used)), Sensor-Surface: 3mm (Mechanical Surface Detection)
- Phantom: ELI V5.0 (20deg probe tilt); Type: QD OVA 002 AA; Serial: 1240

### P-Sensor on/Tablet/LTE Band 66/Main Ant/Edge 1/Ch132572/RB1

**0\_0mm/Area Scan (6x10x1):** Measurement grid: dx=15mm, dy=15mm

Maximum value of SAR (measured) = 1.28 W/kg

### P-Sensor on/Tablet/LTE Band 66/Main Ant/Edge 1/Ch132572/RB1

**0\_0mm/Zoom Scan (5x5x7)/Cube 0:**

Measurement grid: dx=8mm, dy=8mm, dz=5mm

Reference Value = 13.57 V/m; Power Drift = 0.10 dB

Peak SAR (extrapolated) = 2.19 W/kg

**SAR(1 g) = 1.09 W/kg; SAR(10 g) = 0.536 W/kg**

Smallest distance from peaks to all points 3 dB below = 8.6 mm

Ratio of SAR at M2 to SAR at M1 = 52.1%

Maximum value of SAR (measured) = 1.41 W/kg

