


## EUT Test Setup Photographs


### 1.1 Radiated Spurious Emissions measured at 3 meters, 30 MHz to 1000 MHz, Front View




### 1.2 Radiated Spurious Emissions measured at 3 meters, 30 MHz to 1000 MHz, Rear View



### 1.3 Radiated Spurious Emissions measured at 1 meter, 1 GHz to 18 GHz, Front View




### 1.4 Radiated Spurious Emissions measured at 1 meter, 1 GHz to 18 GHz, Rear View







### 1.5 Radiated Spurious Emissions measured at 3 meter, 1 GHz to 18 GHz, Front View




### 1.6 Radiated Spurious Emissions measured at 3 meter, 1 GHz to 18 GHz, Rear View



**1.7 Radiated Spurious Emissions measured at 1 meter, 18 GHz to 26.5 GHz, Front View**




**1.8 Radiated Spurious Emissions measured at 1 meter, 18 GHz to 26.5 GHz, Rear View**





## 1.9 Radiated Spurious Emissions measured at 1 meter, 26.5 GHz to 40 GHz, Front View



## 1.10 Radiated Spurious Emissions measured at 1 meter, 26.5 GHz to 40 GHz, Rear View

