


## TEST SETUP PHOTOGRAPHS

**Conducted Emissions Front View adapter NBS12E050200UV**



**Conducted Emissions Side View adapter NBS12E050200UV**






**Conducted Emissions Front View adapter VT07EUS05200**



**Conducted Emissions Side View adapter VT07EUS05200**





**Conducted Emissions Front View PoE**



**Conducted Emissions Side View PoE**



**Radiated Emission Below 1GHz View adapter NBS12E050200UV**



**Radiated Emission Below 1GHz View adapter VT07EUS05200**






**Radiated Emission Below 1GHz View PoE**




**Radiated Emission Above 1GHz View**



**Radiated Emission Below 30MHz View Parallel**



**Radiated Emission Below 30MHz View Perpendicular**





**Radiated Emission Below 30MHz View Ground-parallel**

