

Appendix A: Test Set-up Photos




Figure 1: Radiated Emissions (30 MHz – 1 GHz)




Figure 2: Radiated Emissions (1 – 18 GHz)




Figure 3: AC Mains Conducted Emissions



Figure 4: Frequency Stability