

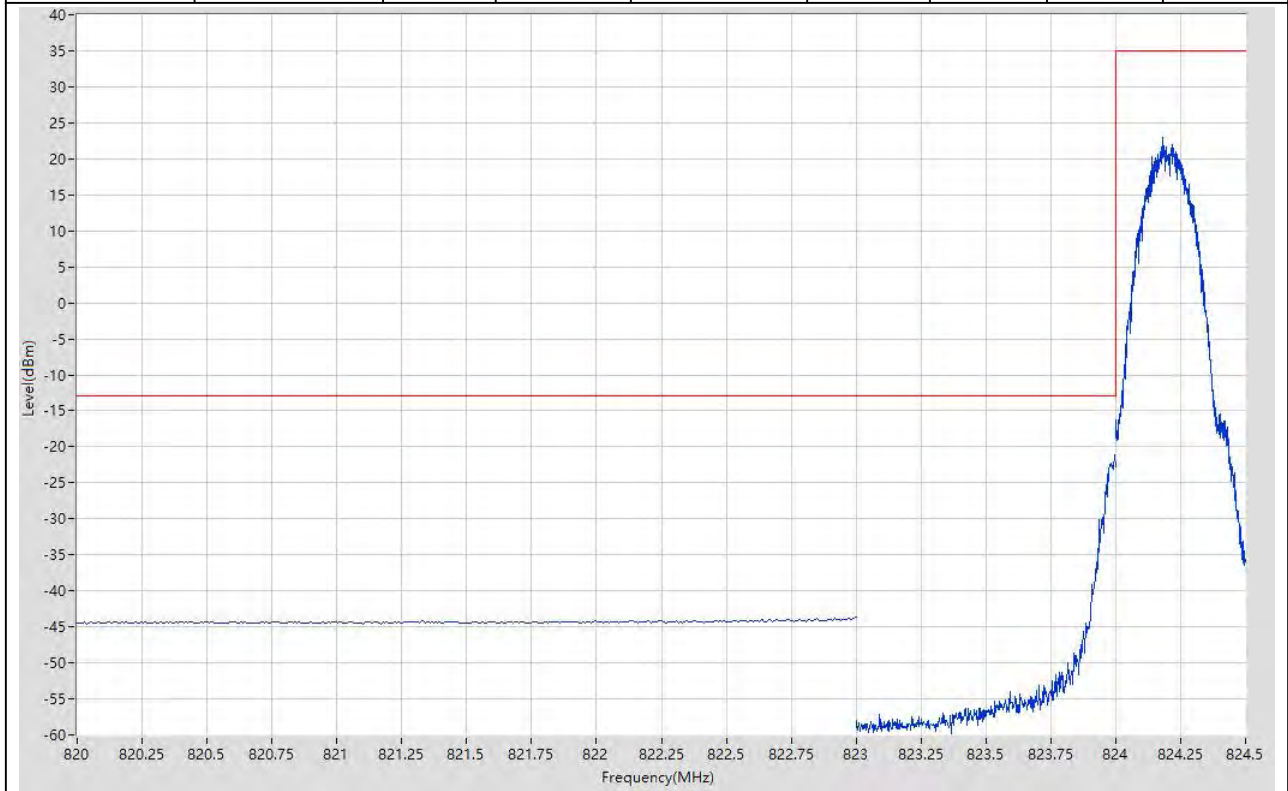
Annex A.6 Band Edge

GPRS

1. GPRS_GSM850

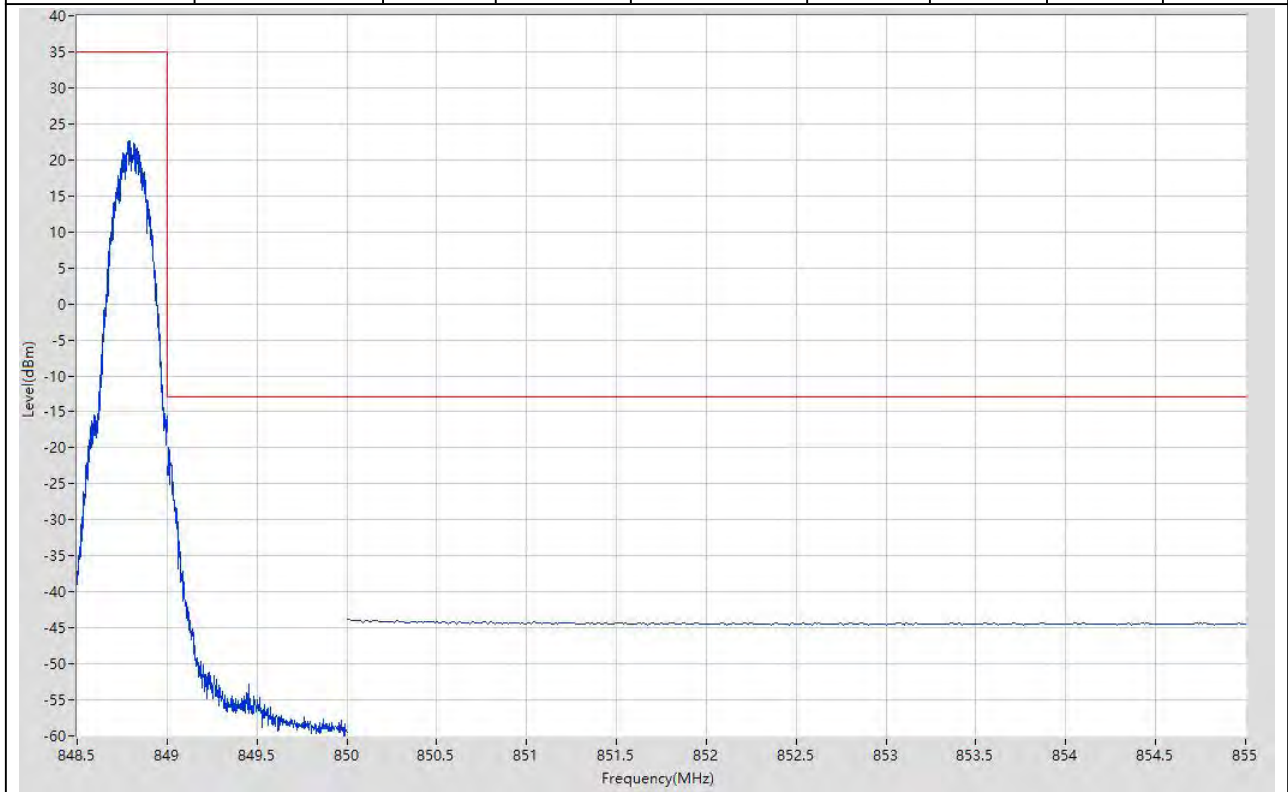
1.1. GPRS Band Edge_Part22-24(NTNV)(Channel:128)

Start Frequency (MHz)	Stop Frequency (MHz)	RBW (MHz)	Detector	Frequency (MHz)	Power (dBm)	Limit (dBm)	Verdict	Sweep Point
820	823	0.1	RMS	823	-43.69	-13	Pass	401
823	824	0.003	RMS	823.998	-21.07	-13	Pass	401
824	824.5	0.01	RMS	824.18	22.93	35	Pass	401



1.2. GPRS Band Edge_Part22-24(NTNV)(Channel:251)

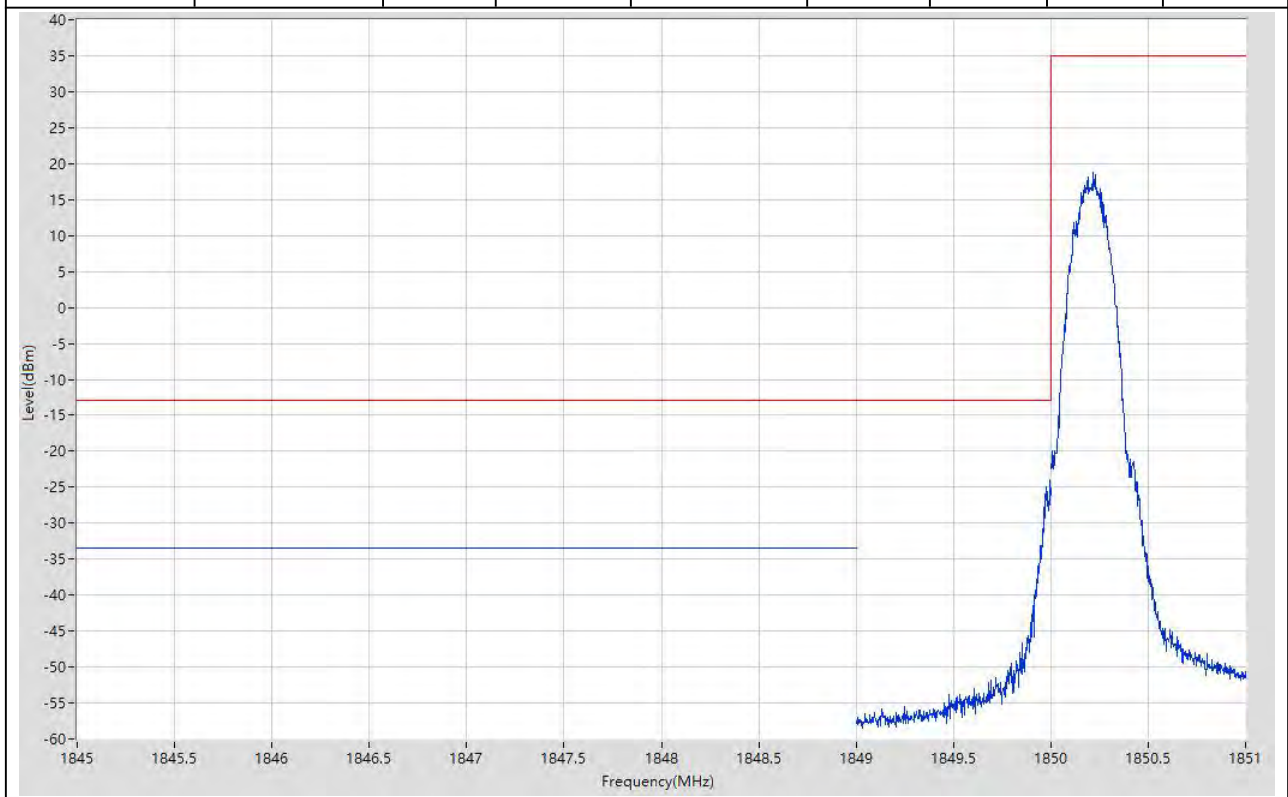
Start Frequency (MHz)	Stop Frequency (MHz)	RBW (MHz)	Detector	Frequency (MHz)	Power (dBm)	Limit (dBm)	Verdict	Sweep Point
848.5	849	0.01	RMS	848.785	22.68	35	Pass	401
849	850	0.003	RMS	849.01	-19.99	-13	Pass	401
850	855	0.1	RMS	850	-43.88	-13	Pass	401



2. GPRS_PCS

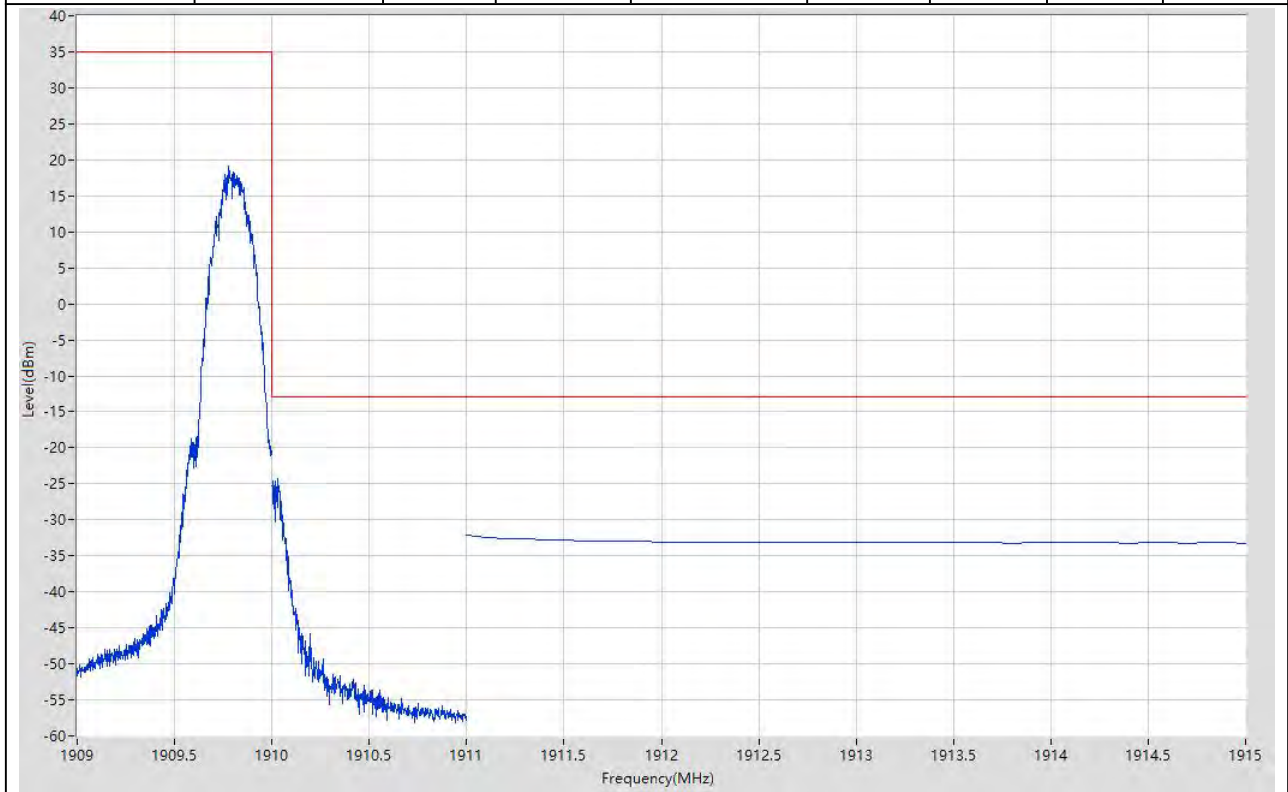
2.1. GPRS Band Edge_Part22-24(NTNV)(Channel:512)

Start Frequency (MHz)	Stop Frequency (MHz)	RBW (MHz)	Detector	Frequency (MHz)	Power (dBm)	Limit (dBm)	Verdict	Sweep Point
1845	1849	1	RMS	1848	-33.42	-13	Pass	41
1849	1850	0.003	RMS	1849.998	-23.95	-13	Pass	401
1850	1851	0.01	RMS	1850.218	18.8	35	Pass	401



2.2. GPRS Band Edge_Part22-24(NTNV)(Channel:810)

Start Frequency (MHz)	Stop Frequency (MHz)	RBW (MHz)	Detector	Frequency (MHz)	Power (dBm)	Limit (dBm)	Verdict	Sweep Point
1909	1910	0.01	RMS	1909.778	19.14	35	Pass	401
1910	1911	0.003	RMS	1910.033	-24.29	-13	Pass	401
1911	1915	1	RMS	1911	-32.09	-13	Pass	41

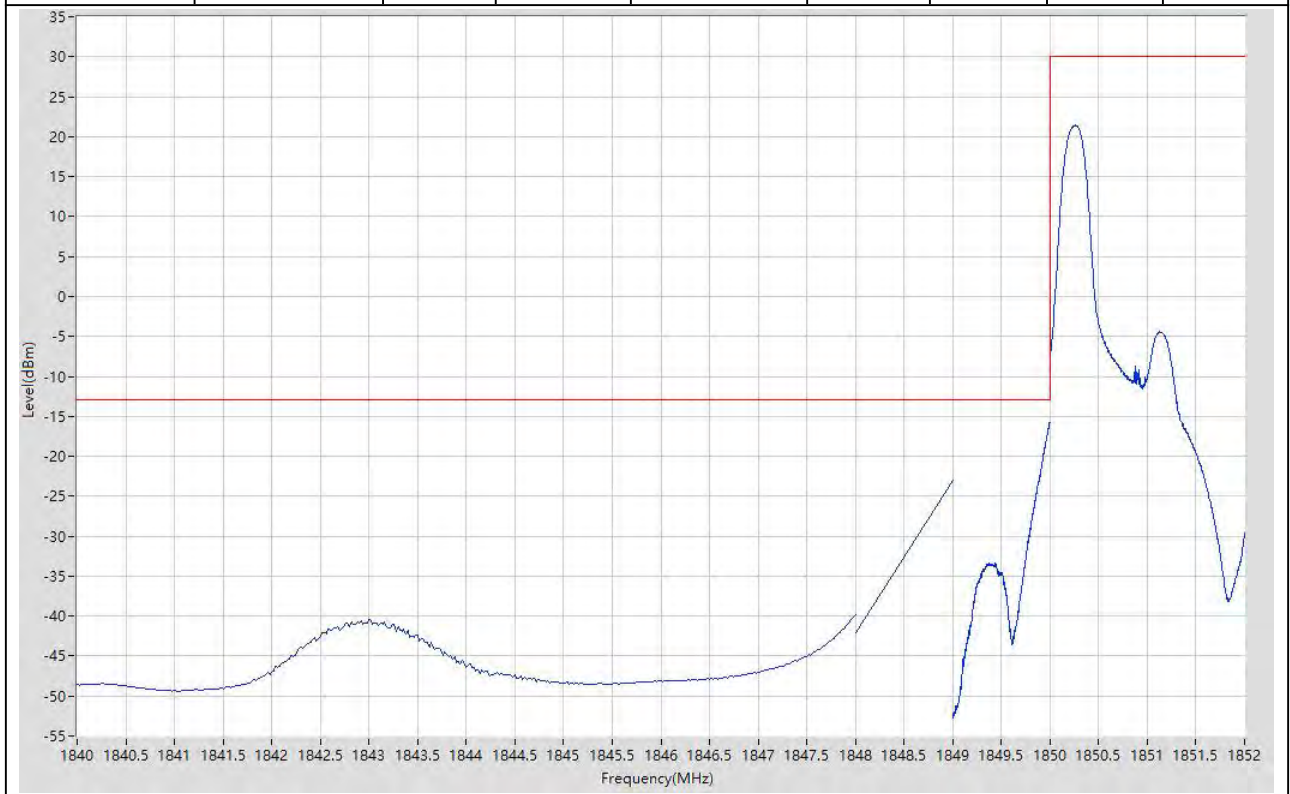


LTE

1. LTE_Band2

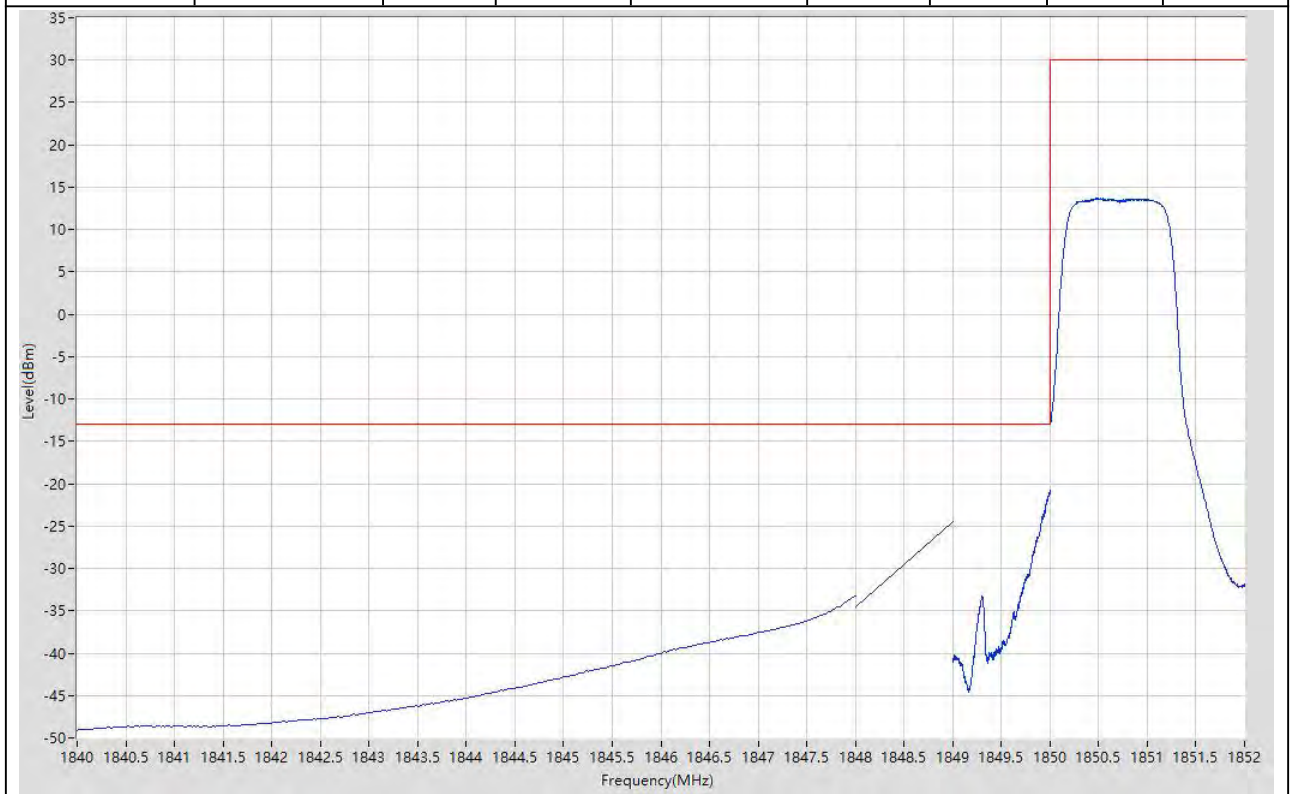
1.1. LTE Band Edge_Part22-24-27(NTNV)(Subtest:1, Channel:18607, Bandwidth:1.4, Modulation:QPSK, RB Number: 1, RB Position:LOW)

Start Frequency (MHz)	Stop Frequency (MHz)	RBW (MHz)	Detector	Frequency (MHz)	Power (dBm)	Limit (dBm)	Verdict	Sweep Point
1840	1848	1	RMS	1848	-39.82	-13	Pass	401
1848	1849	1	RMS	1849	-23.06	-13	Pass	2
1849	1850	0.02	RMS	1849.995	-15.73	-13	Pass	401
1850	1852	0.1	RMS	1850.26	21.43	30	Pass	401



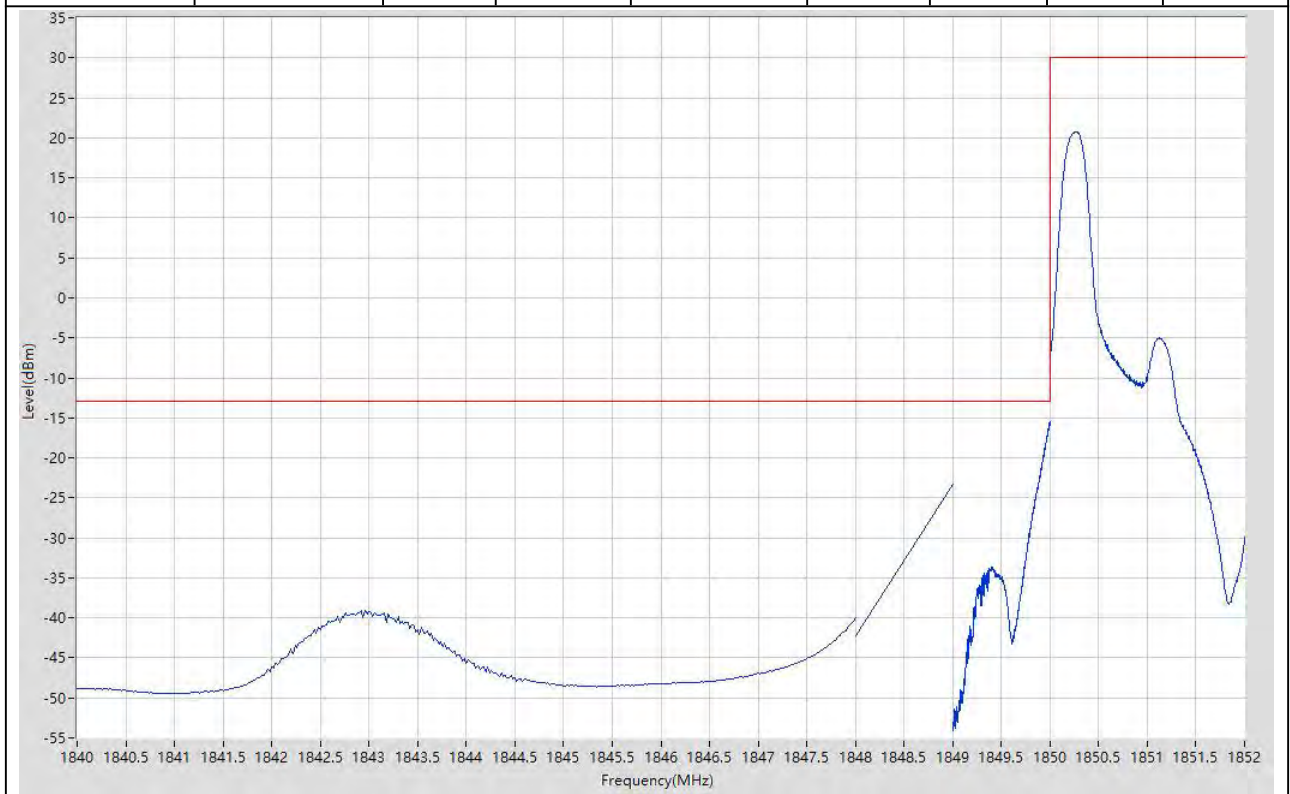
1.2. LTE Band Edge_Part22-24-27(NTNV)(Subtest:2, Channel:18607, Bandwidth:1.4, Modulation:QPSK, RB Number: 6, RB Position:LOW)

Start Frequency (MHz)	Stop Frequency (MHz)	RBW (MHz)	Detector	Frequency (MHz)	Power (dBm)	Limit (dBm)	Verdict	Sweep Point
1840	1848	1	RMS	1848	-33.21	-13	Pass	401
1848	1849	1	RMS	1849	-24.51	-13	Pass	2
1849	1850	0.02	RMS	1850	-20.7	-13	Pass	401
1850	1852	0.1	RMS	1850.5	13.72	30	Pass	401



1.3. LTE Band Edge_Part22-24-27(NTNV)(Subtest:3, Channel:18607, Bandwidth:1.4, Modulation:Q16, RB Number: 1, RB Position:LOW)

Start Frequency (MHz)	Stop Frequency (MHz)	RBW (MHz)	Detector	Frequency (MHz)	Power (dBm)	Limit (dBm)	Verdict	Sweep Point
1840	1848	1	RMS	1842.92	-39.04	-13	Pass	401
1848	1849	1	RMS	1849	-23.35	-13	Pass	2
1849	1850	0.02	RMS	1850	-15.41	-13	Pass	401
1850	1852	0.1	RMS	1850.275	20.79	30	Pass	401



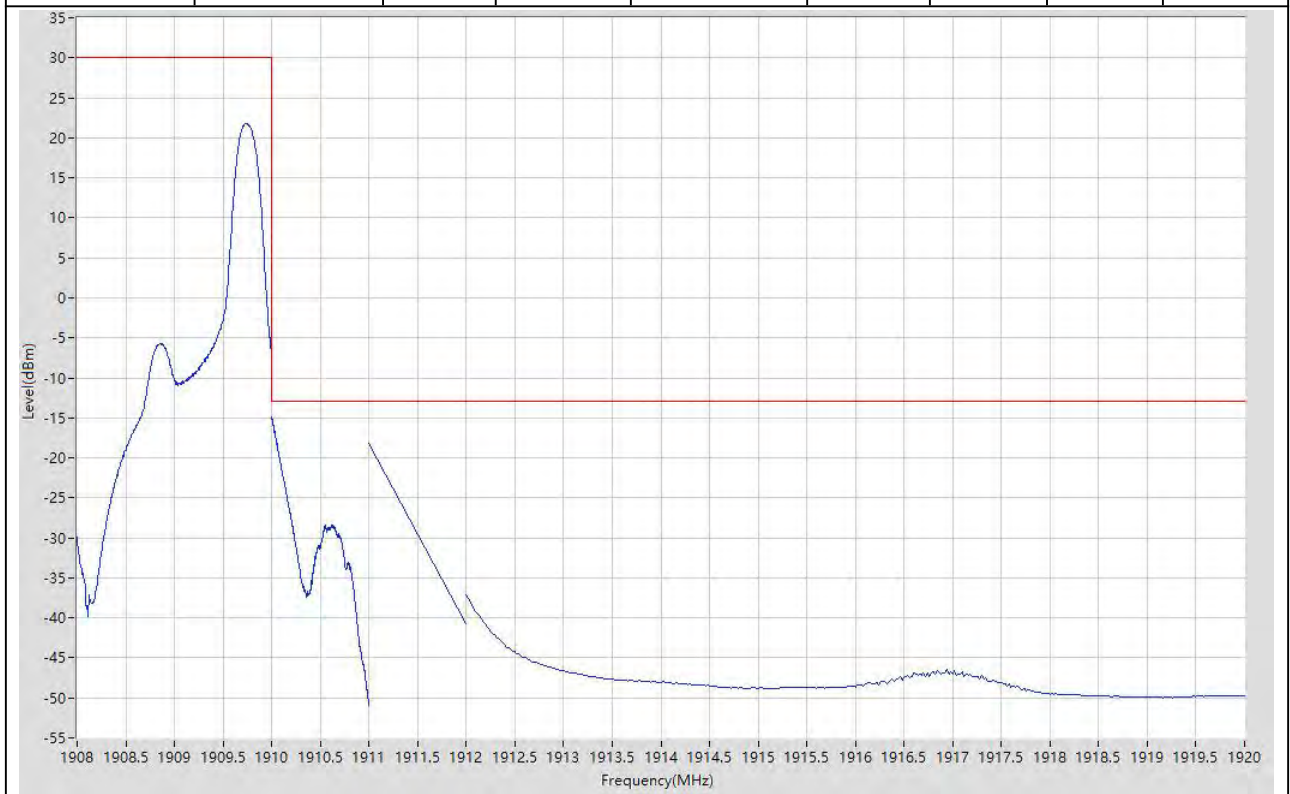
1.4. LTE Band Edge_Part22-24-27(NTNV)(Subtest:4, Channel:18607, Bandwidth:1.4, Modulation:Q16, RB Number: 6, RB Position:LOW)

Start Frequency (MHz)	Stop Frequency (MHz)	RBW (MHz)	Detector	Frequency (MHz)	Power (dBm)	Limit (dBm)	Verdict	Sweep Point
1840	1848	1	RMS	1848	-34.33	-13	Pass	401
1848	1849	1	RMS	1849	-25.05	-13	Pass	2
1849	1850	0.02	RMS	1850	-21.47	-13	Pass	401
1850	1852	0.1	RMS	1850.965	12.93	30	Pass	401



1.5. LTE Band Edge_Part22-24-27(NTNV)(Subtest:5, Channel:19193, Bandwidth:1.4, Modulation:QPSK, RB Number: 1, RB Position:HIGH)

Start Frequency (MHz)	Stop Frequency (MHz)	RBW (MHz)	Detector	Frequency (MHz)	Power (dBm)	Limit (dBm)	Verdict	Sweep Point
1908	1910	0.1	RMS	1909.735	21.75	30	Pass	401
1910	1911	0.02	RMS	1910	-14.91	-13	Pass	401
1911	1912	1	RMS	1911	-18.17	-13	Pass	2
1912	1920	1	RMS	1912	-37.12	-13	Pass	401



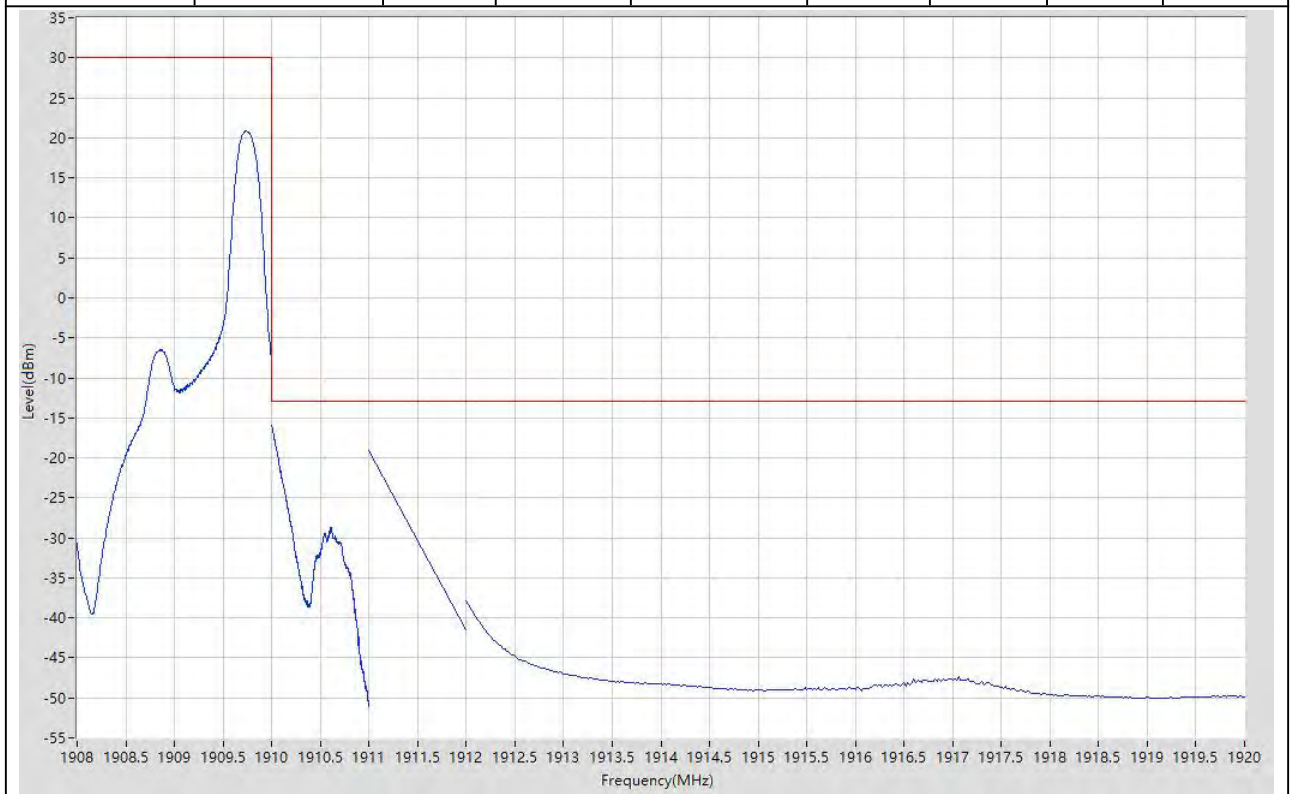
1.6. LTE Band Edge_Part22-24-27(NTNV)(Subtest:6, Channel:19193, Bandwidth:1.4, Modulation:QPSK, RB Number: 6, RB Position:HIGH)

Start Frequency (MHz)	Stop Frequency (MHz)	RBW (MHz)	Detector	Frequency (MHz)	Power (dBm)	Limit (dBm)	Verdict	Sweep Point
1908	1910	0.1	RMS	1909.45	14	30	Pass	401
1910	1911	0.02	RMS	1910.003	-19.6	-13	Pass	401
1911	1912	1	RMS	1911	-24.13	-13	Pass	2
1912	1920	1	RMS	1912	-33.86	-13	Pass	401



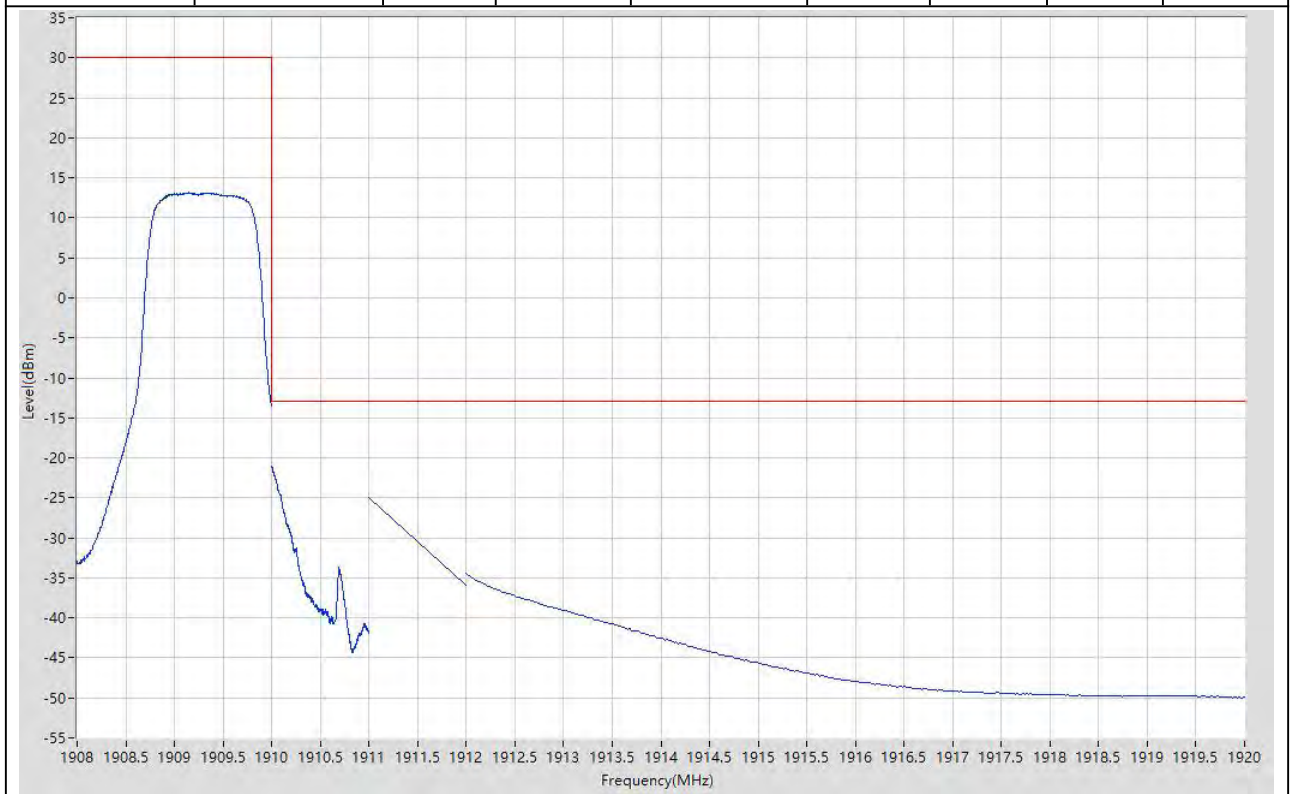
1.7. LTE Band Edge_Part22-24-27(NTNV)(Subtest:7, Channel:19193, Bandwidth:1.4, Modulation:Q16, RB Number: 1, RB Position:HIGH)

Start Frequency (MHz)	Stop Frequency (MHz)	RBW (MHz)	Detector	Frequency (MHz)	Power (dBm)	Limit (dBm)	Verdict	Sweep Point
1908	1910	0.1	RMS	1909.735	20.88	30	Pass	401
1910	1911	0.02	RMS	1910	-15.95	-13	Pass	401
1911	1912	1	RMS	1911	-19.03	-13	Pass	2
1912	1920	1	RMS	1912	-37.91	-13	Pass	401



1.8. LTE Band Edge_Part22-24-27(NTNV)(Subtest:8, Channel:19193, Bandwidth:1.4, Modulation:Q16, RB Number: 6, RB Position:HIGH)

Start Frequency (MHz)	Stop Frequency (MHz)	RBW (MHz)	Detector	Frequency (MHz)	Power (dBm)	Limit (dBm)	Verdict	Sweep Point
1908	1910	0.1	RMS	1909.15	13.14	30	Pass	401
1910	1911	0.02	RMS	1910	-21.04	-13	Pass	401
1911	1912	1	RMS	1911	-24.95	-13	Pass	2
1912	1920	1	RMS	1912	-34.49	-13	Pass	401



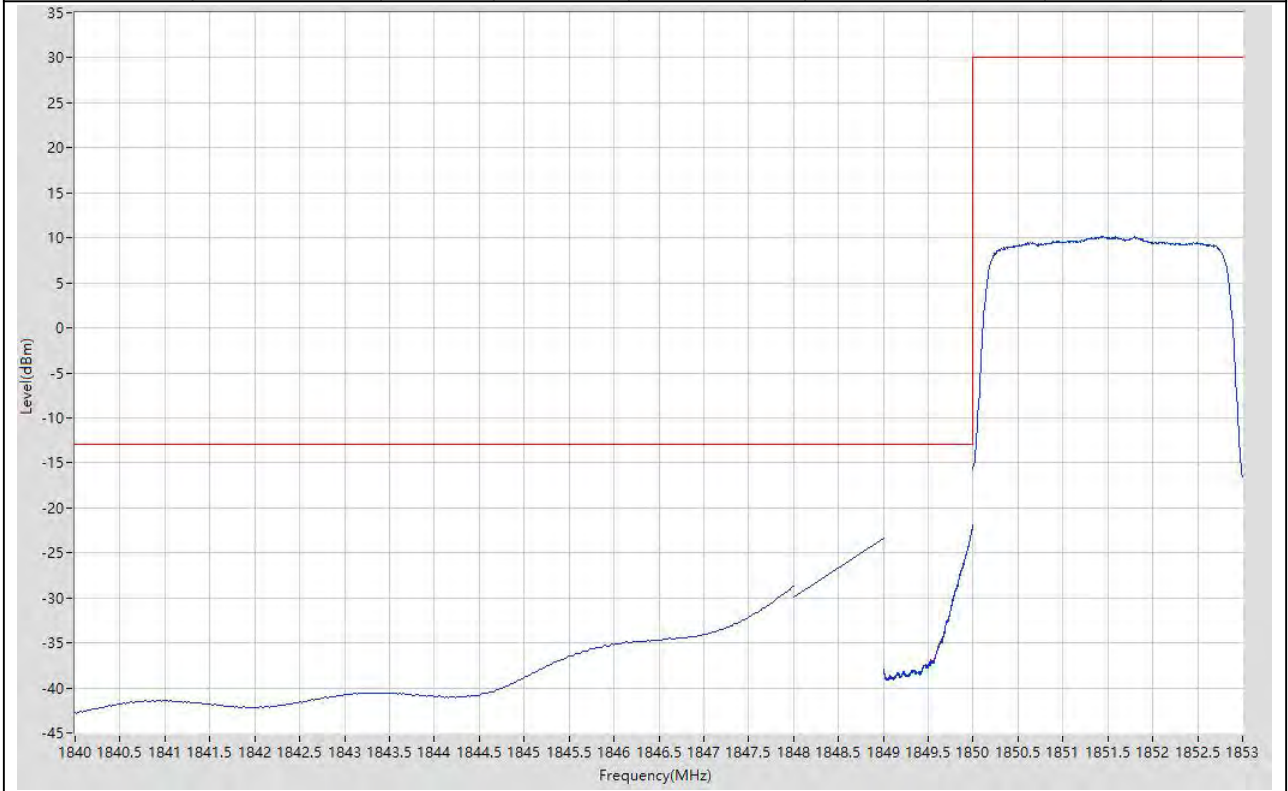
1.9. LTE Band Edge_Part22-24-27(NTNV)(Subtest:9, Channel:18615, Bandwidth:3, Modulation:QPSK, RB Number: 1, RB Position:LOW)

Start Frequency (MHz)	Stop Frequency (MHz)	RBW (MHz)	Detector	Frequency (MHz)	Power (dBm)	Limit (dBm)	Verdict	Sweep Point
1840	1848	1	RMS	1847.86	-34.62	-13	Pass	401
1848	1849	1	RMS	1849	-31.12	-13	Pass	2
1849	1850	0.002	RMS	1849.998	-23.36	-13	Pass	501
1850	1853	0.1	RMS	1850.263	20.7	30	Pass	401



1.10. LTE Band Edge_Part22-24-27(NTNV)(Subtest:10, Channel:18615, Bandwidth:3, Modulation:QPSK, RB Number: 15, RB Position:LOW)

Start Frequency (MHz)	Stop Frequency (MHz)	RBW (MHz)	Detector	Frequency (MHz)	Power (dBm)	Limit (dBm)	Verdict	Sweep Point
1840	1848	1	RMS	1848	-28.74	-13	Pass	401
1848	1849	1	RMS	1849	-23.39	-13	Pass	2
1849	1850	0.03	RMS	1849.998	-21.92	-13	Pass	401
1850	1853	0.1	RMS	1851.418	10.18	30	Pass	401



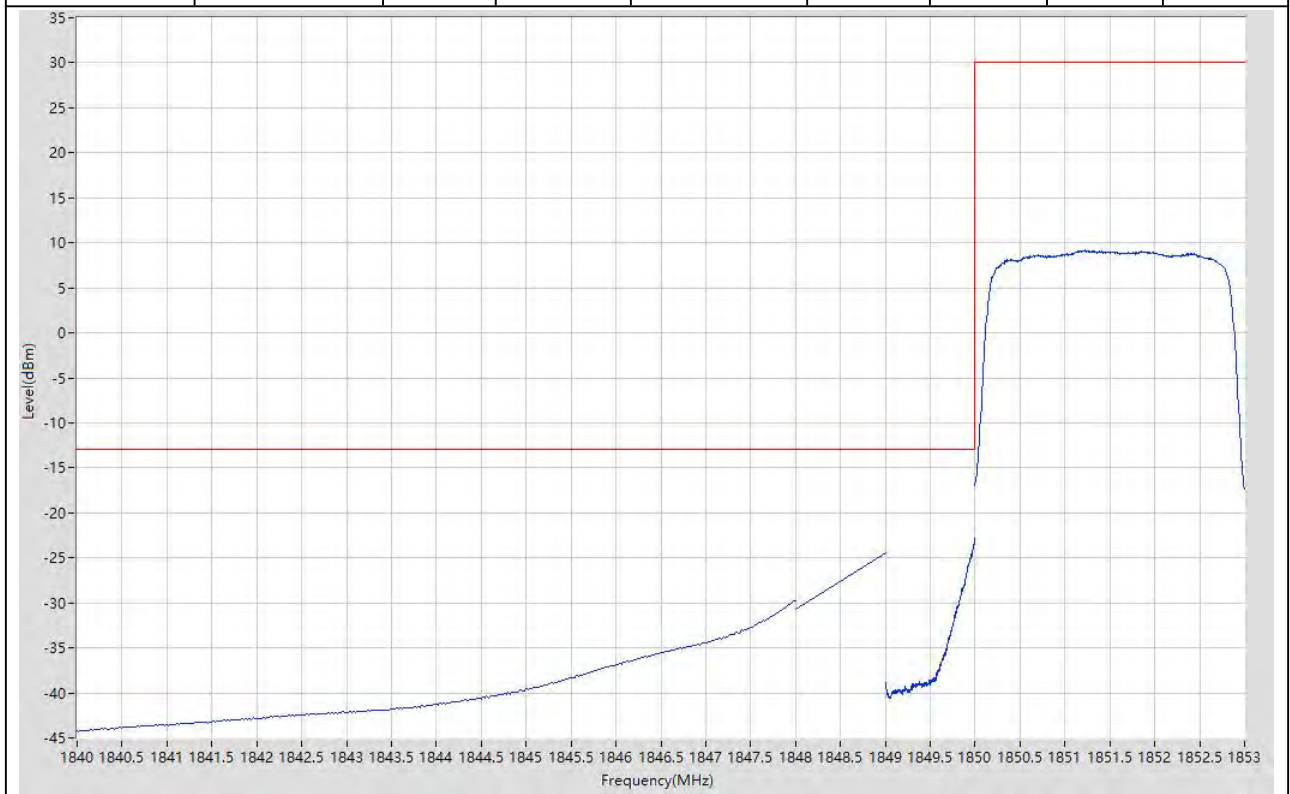
1.11. LTE Band Edge_Part22-24-27(NTNV)(Subtest:11, Channel:18615, Bandwidth:3, Modulation:Q16, RB Number: 1, RB Position:LOW)

Start Frequency (MHz)	Stop Frequency (MHz)	RBW (MHz)	Detector	Frequency (MHz)	Power (dBm)	Limit (dBm)	Verdict	Sweep Point
1840	1848	1	RMS	1847.76	-34.74	-13	Pass	401
1848	1849	1	RMS	1848	-30.26	-13	Pass	2
1849	1850	0.002	RMS	1850	-23.69	-13	Pass	501
1850	1853	0.1	RMS	1850.255	19.86	30	Pass	401



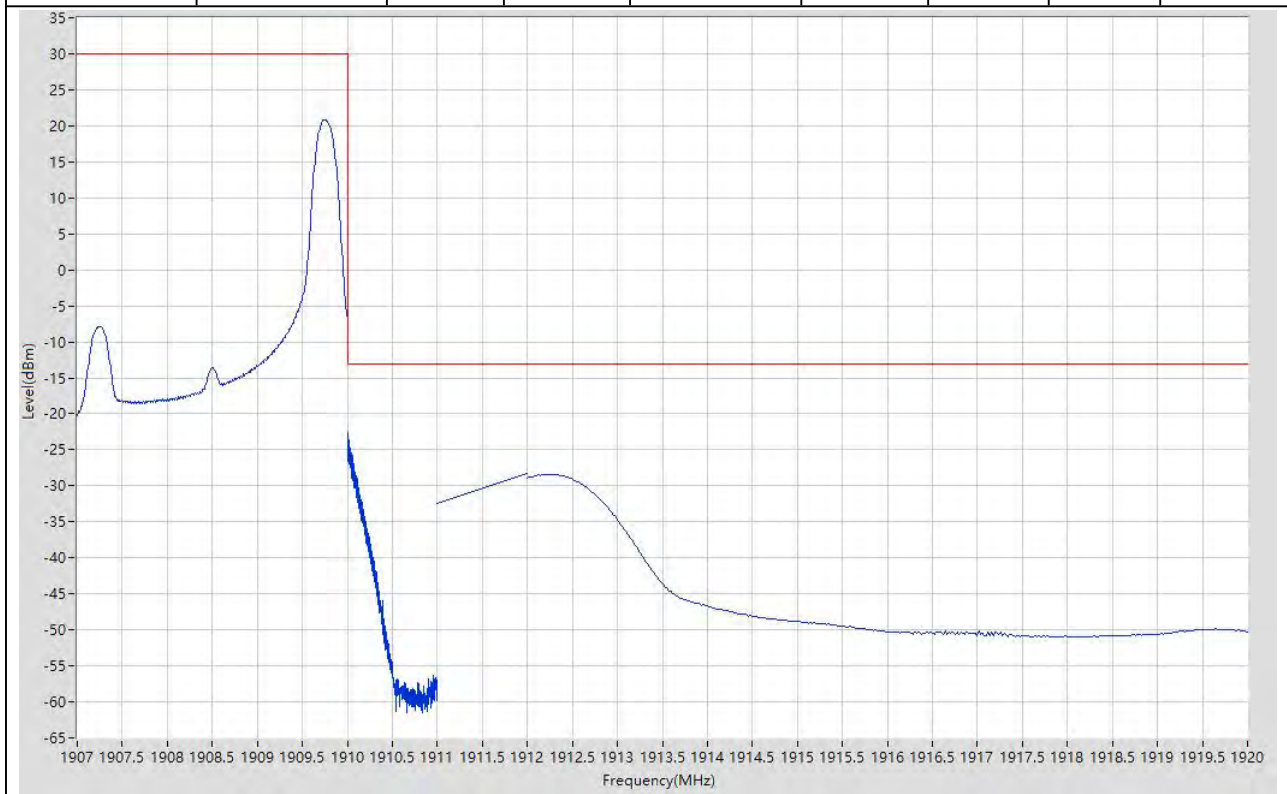
1.12. LTE Band Edge_Part22-24-27(NTNV)(Subtest:12, Channel:18615, Bandwidth:3, Modulation:Q16, RB Number: 15, RB Position:LOW)

Start Frequency (MHz)	Stop Frequency (MHz)	RBW (MHz)	Detector	Frequency (MHz)	Power (dBm)	Limit (dBm)	Verdict	Sweep Point
1840	1848	1	RMS	1848	-29.71	-13	Pass	401
1848	1849	1	RMS	1849	-24.47	-13	Pass	2
1849	1850	0.03	RMS	1850	-22.89	-13	Pass	401
1850	1853	0.1	RMS	1851.223	9.16	30	Pass	401



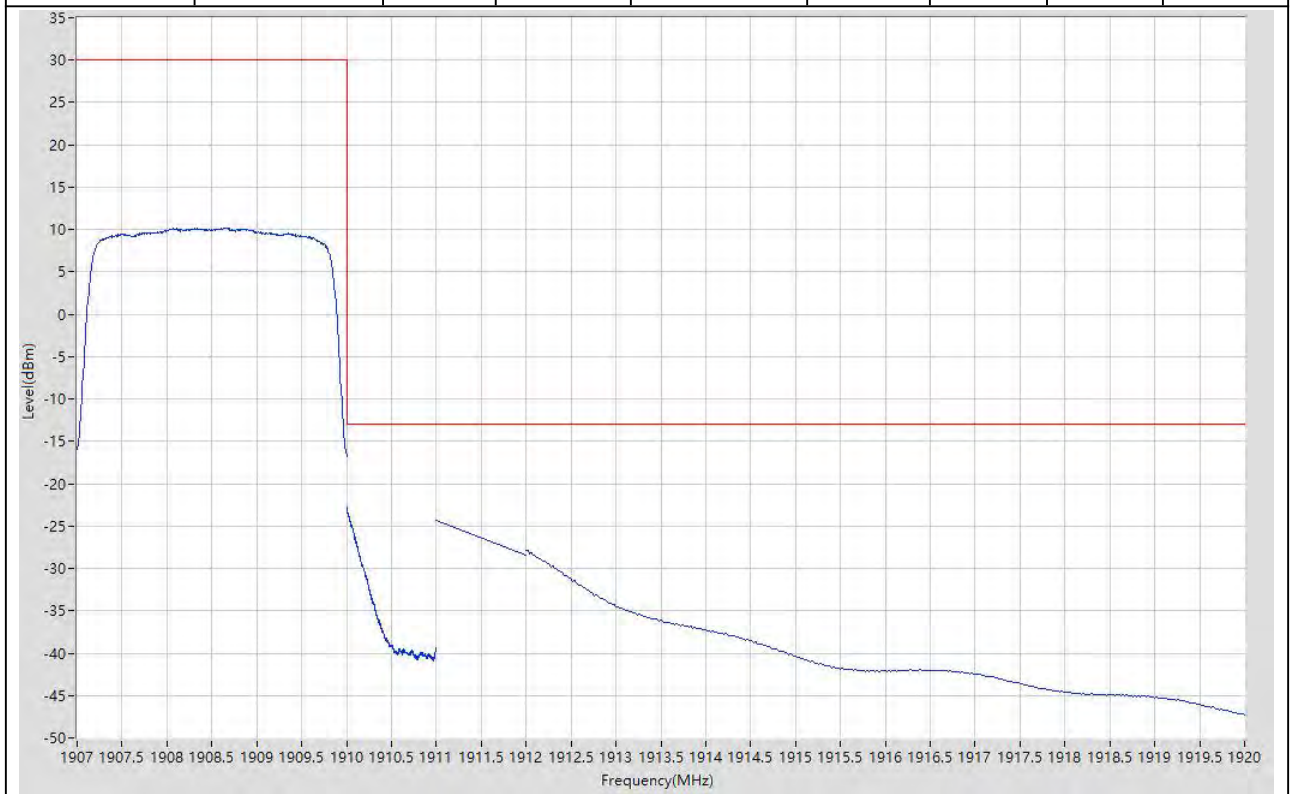
1.13. LTE Band Edge_Part22-24-27(NTNV)(Subtest:13, Channel:19185, Bandwidth:3, Modulation:QPSK, RB Number: 1, RB Position:HIGH)

Start Frequency (MHz)	Stop Frequency (MHz)	RBW (MHz)	Detector	Frequency (MHz)	Power (dBm)	Limit (dBm)	Verdict	Sweep Point
1907	1910	0.1	RMS	1909.753	20.84	30	Pass	401
1910	1911	0.002	RMS	1910	-22.62	-13	Pass	501
1911	1912	1	RMS	1912	-28.31	-13	Pass	2
1912	1920	1	RMS	1912.24	-28.38	-13	Pass	401



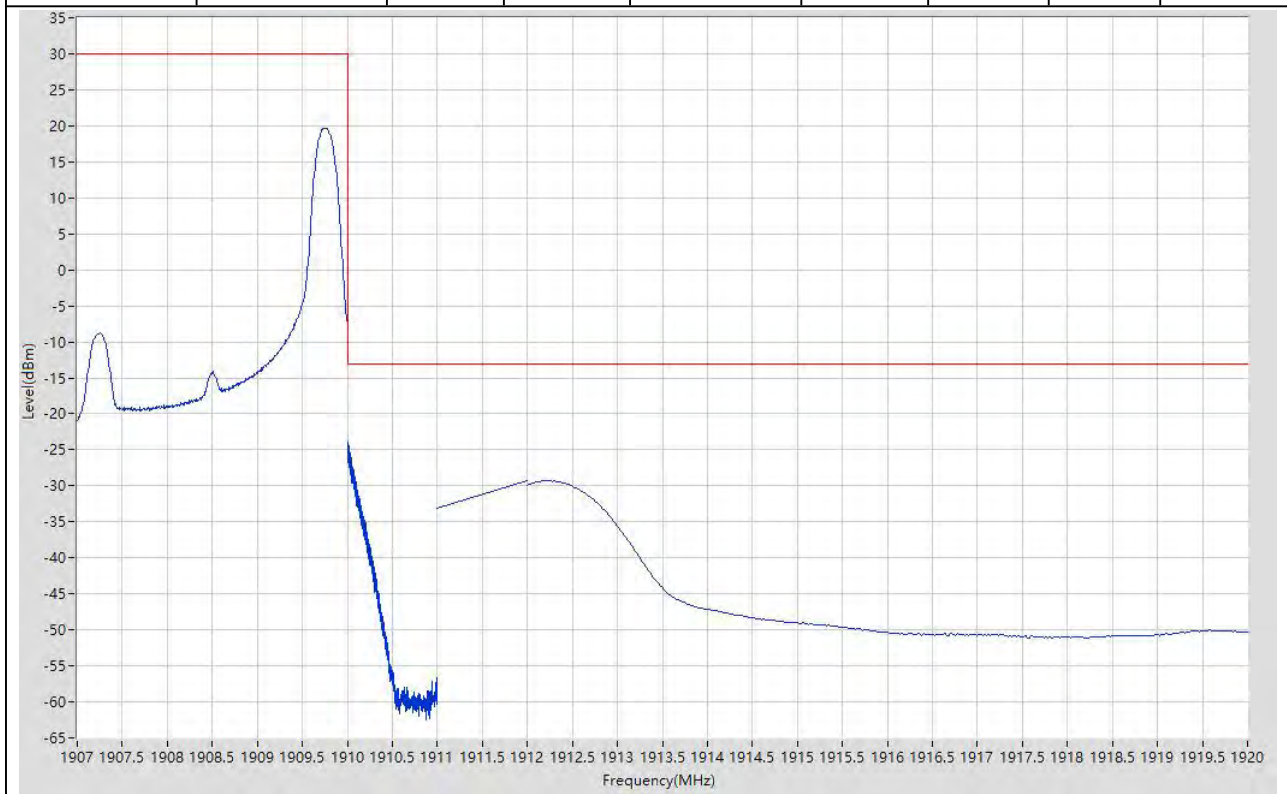
1.14. LTE Band Edge_Part22-24-27(NTNV)(Subtest:14, Channel:19185, Bandwidth:3, Modulation:QPSK, RB Number: 15, RB Position:HIGH)

Start Frequency (MHz)	Stop Frequency (MHz)	RBW (MHz)	Detector	Frequency (MHz)	Power (dBm)	Limit (dBm)	Verdict	Sweep Point
1907	1910	0.1	RMS	1908.635	10.21	30	Pass	401
1910	1911	0.03	RMS	1910	-22.79	-13	Pass	401
1911	1912	1	RMS	1911	-24.36	-13	Pass	2
1912	1920	1	RMS	1912	-27.88	-13	Pass	401



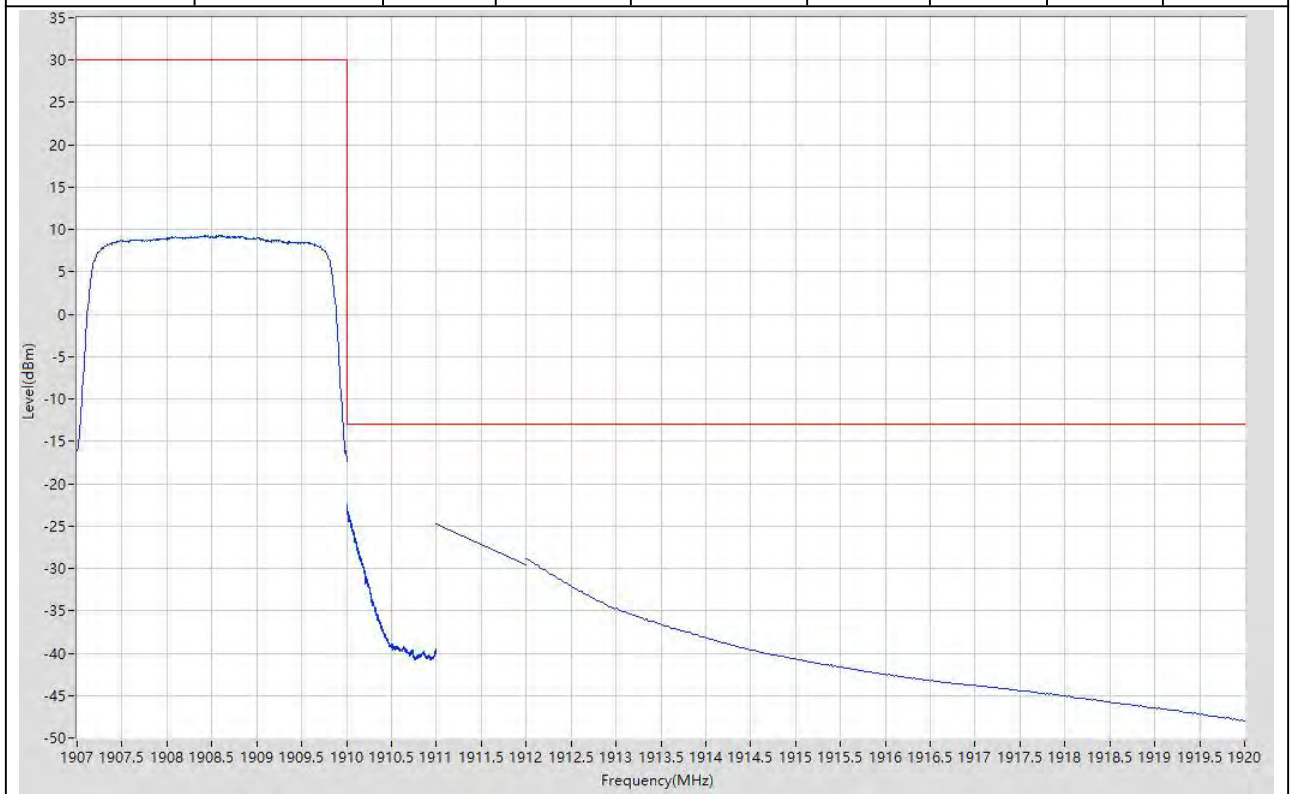
1.15. LTE Band Edge_Part22-24-27(NTNV)(Subtest:15, Channel:19185, Bandwidth:3, Modulation:Q16, RB Number: 1, RB Position:HIGH)

Start Frequency (MHz)	Stop Frequency (MHz)	RBW (MHz)	Detector	Frequency (MHz)	Power (dBm)	Limit (dBm)	Verdict	Sweep Point
1907	1910	0.1	RMS	1909.738	19.72	30	Pass	401
1910	1911	0.002	RMS	1910.002	-23.9	-13	Pass	501
1911	1912	1	RMS	1912	-29.21	-13	Pass	2
1912	1920	1	RMS	1912.22	-29.27	-13	Pass	401



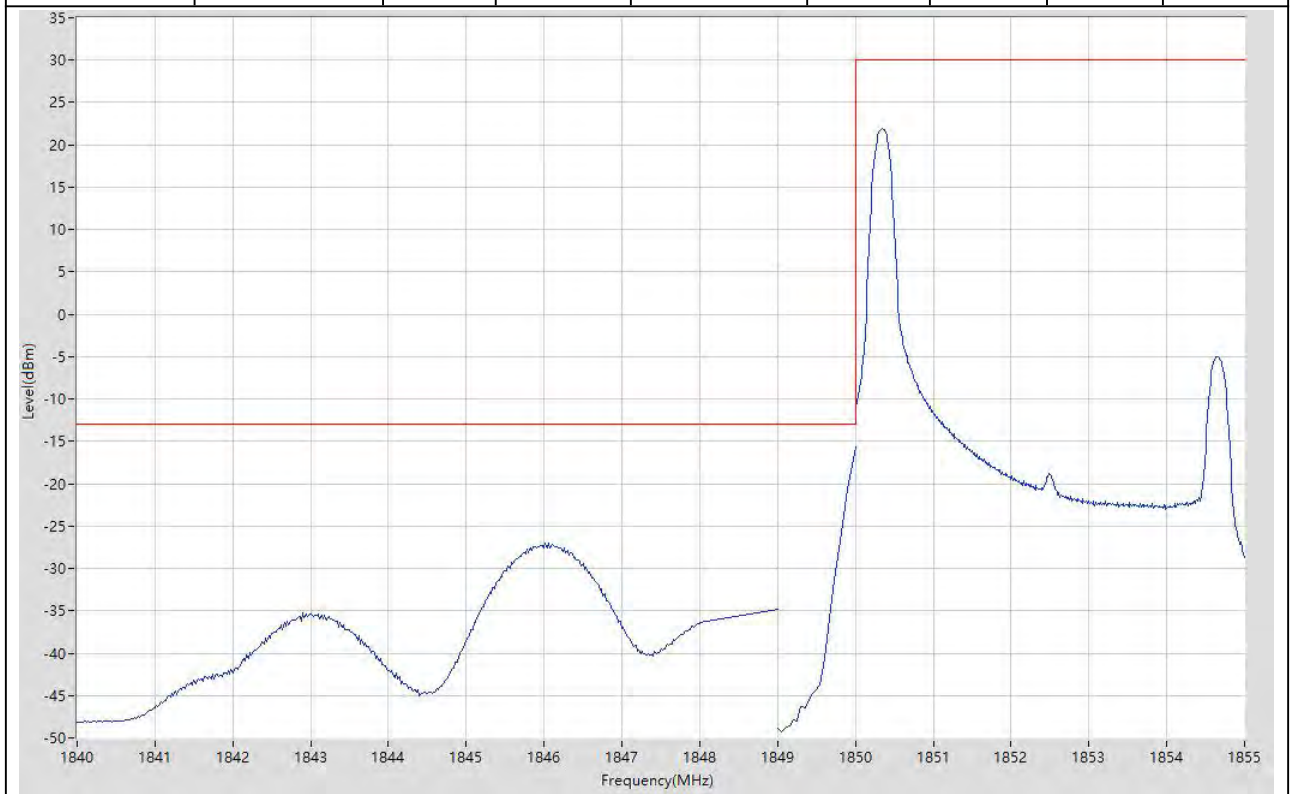
1.16. LTE Band Edge_Part22-24-27(NTNV)(Subtest:16, Channel:19185, Bandwidth:3, Modulation:Q16, RB Number: 15, RB Position:HIGH)

Start Frequency (MHz)	Stop Frequency (MHz)	RBW (MHz)	Detector	Frequency (MHz)	Power (dBm)	Limit (dBm)	Verdict	Sweep Point
1907	1910	0.1	RMS	1908.583	9.34	30	Pass	401
1910	1911	0.03	RMS	1910.005	-22.51	-13	Pass	401
1911	1912	1	RMS	1911	-24.67	-13	Pass	2
1912	1920	1	RMS	1912	-28.82	-13	Pass	401



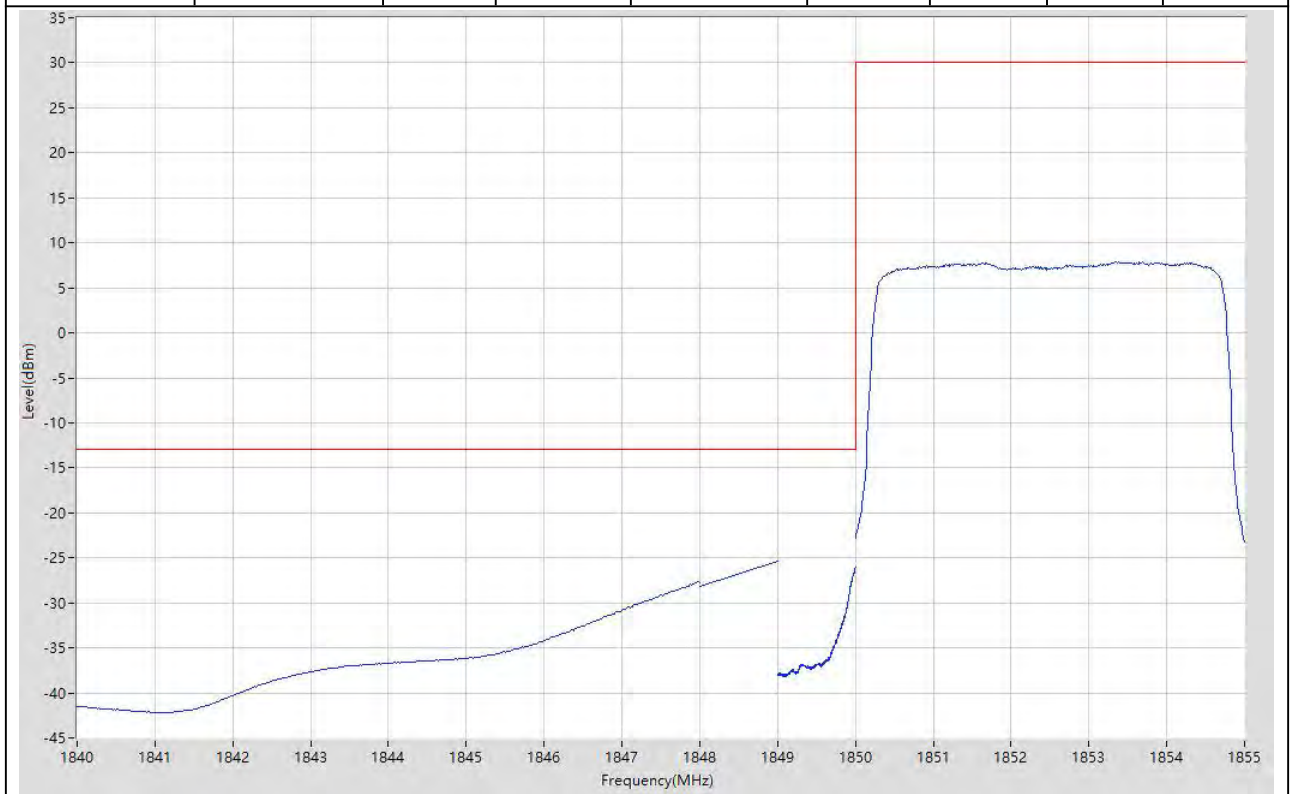
1.17. LTE Band Edge_Part22-24-27(NTNV)(Subtest:17, Channel:18625, Bandwidth:5, Modulation:QPSK, RB Number: 1, RB Position:LOW)

Start Frequency (MHz)	Stop Frequency (MHz)	RBW (MHz)	Detector	Frequency (MHz)	Power (dBm)	Limit (dBm)	Verdict	Sweep Point
1840	1848	1	RMS	1846.02	-27.03	-13	Pass	401
1848	1849	1	RMS	1849	-34.89	-13	Pass	2
1849	1850	0.05	RMS	1850	-15.71	-13	Pass	21
1850	1855	0.1	RMS	1850.35	21.94	30	Pass	401



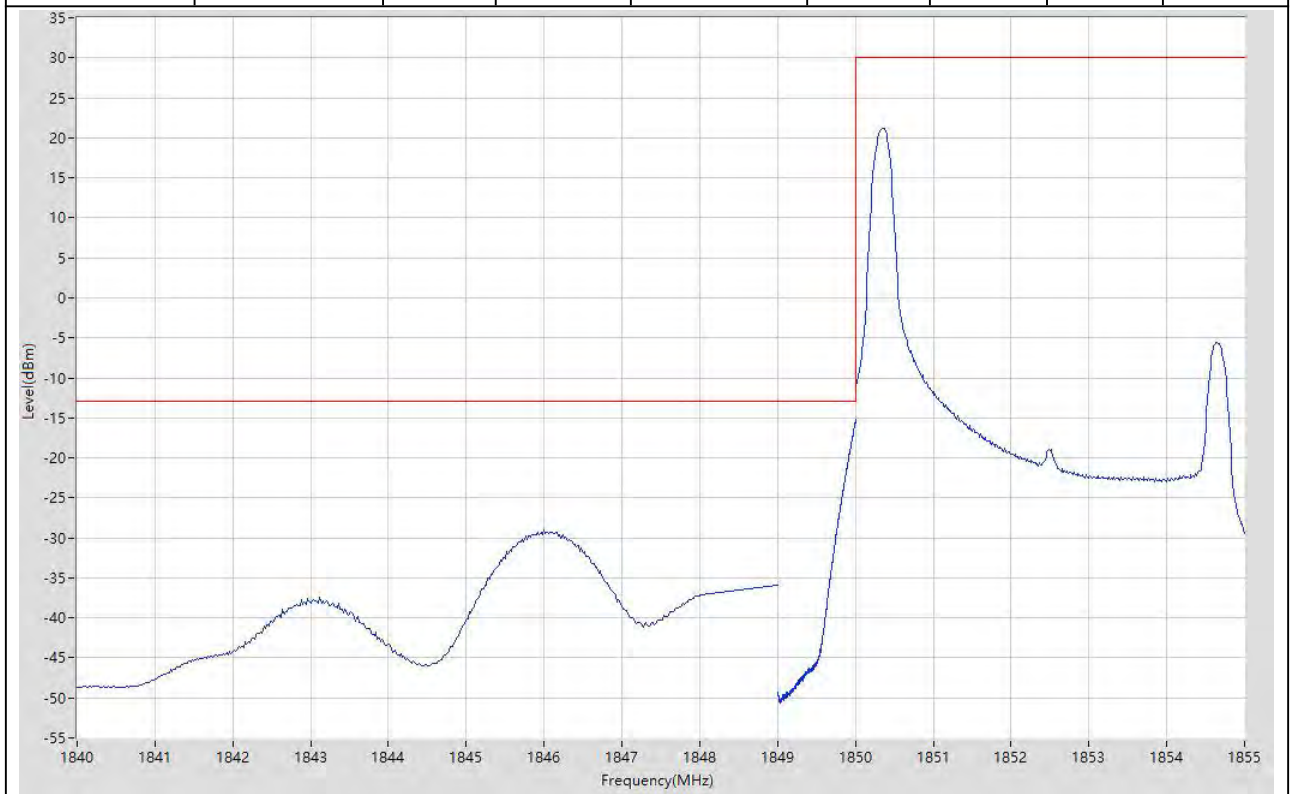
1.18. LTE Band Edge_Part22-24-27(NTNV)(Subtest:18, Channel:18625, Bandwidth:5, Modulation:QPSK, RB Number: 25, RB Position:LOW)

Start Frequency (MHz)	Stop Frequency (MHz)	RBW (MHz)	Detector	Frequency (MHz)	Power (dBm)	Limit (dBm)	Verdict	Sweep Point
1840	1848	1	RMS	1847.98	-27.67	-13	Pass	401
1848	1849	1	RMS	1849	-25.32	-13	Pass	2
1849	1850	0.051	RMS	1849.998	-26.02	-13	Pass	401
1850	1855	0.1	RMS	1853.65	7.88	30	Pass	401



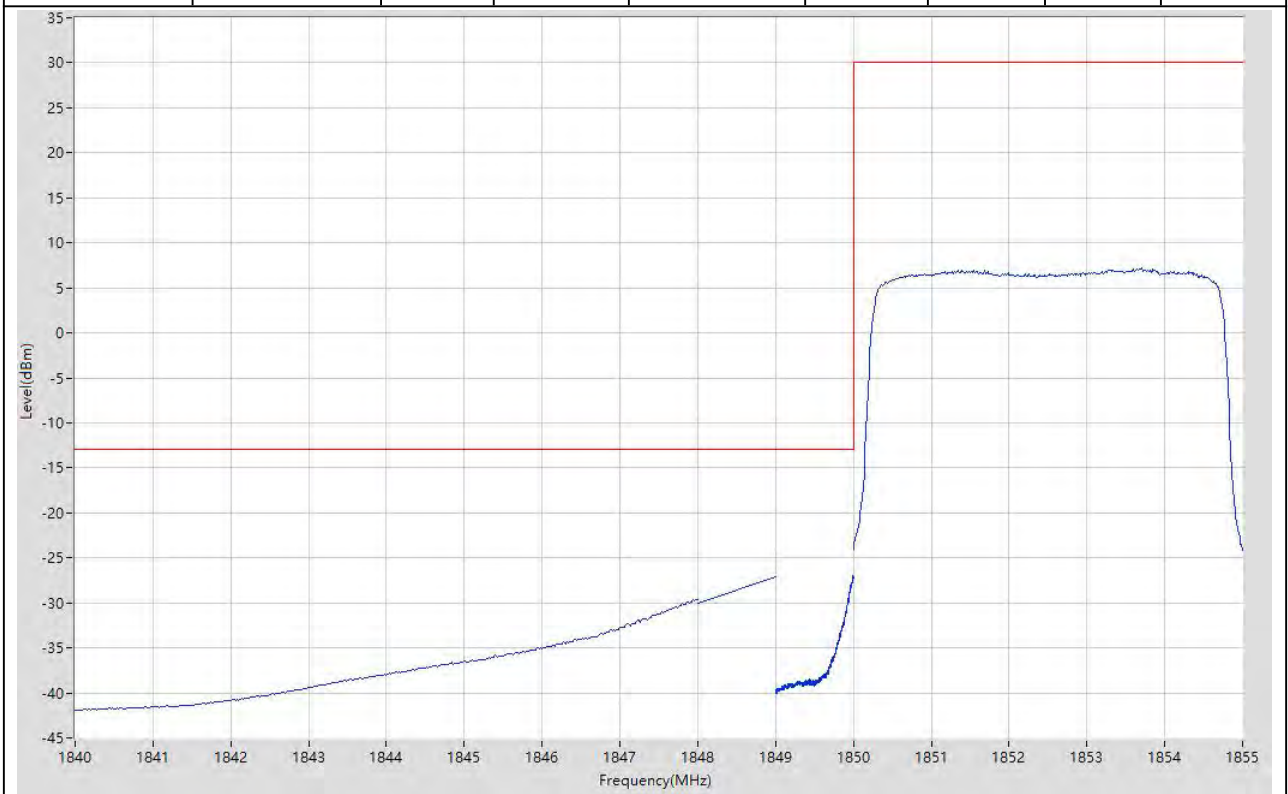
1.19. LTE Band Edge_Part22-24-27(NTNV)(Subtest:19, Channel:18625, Bandwidth:5, Modulation:Q16, RB Number: 1, RB Position:LOW)

Start Frequency (MHz)	Stop Frequency (MHz)	RBW (MHz)	Detector	Frequency (MHz)	Power (dBm)	Limit (dBm)	Verdict	Sweep Point
1840	1848	1	RMS	1846	-29.01	-13	Pass	401
1848	1849	1	RMS	1849	-35.94	-13	Pass	2
1849	1850	0.051	RMS	1850	-15.25	-13	Pass	401
1850	1855	0.1	RMS	1850.35	21.21	30	Pass	401



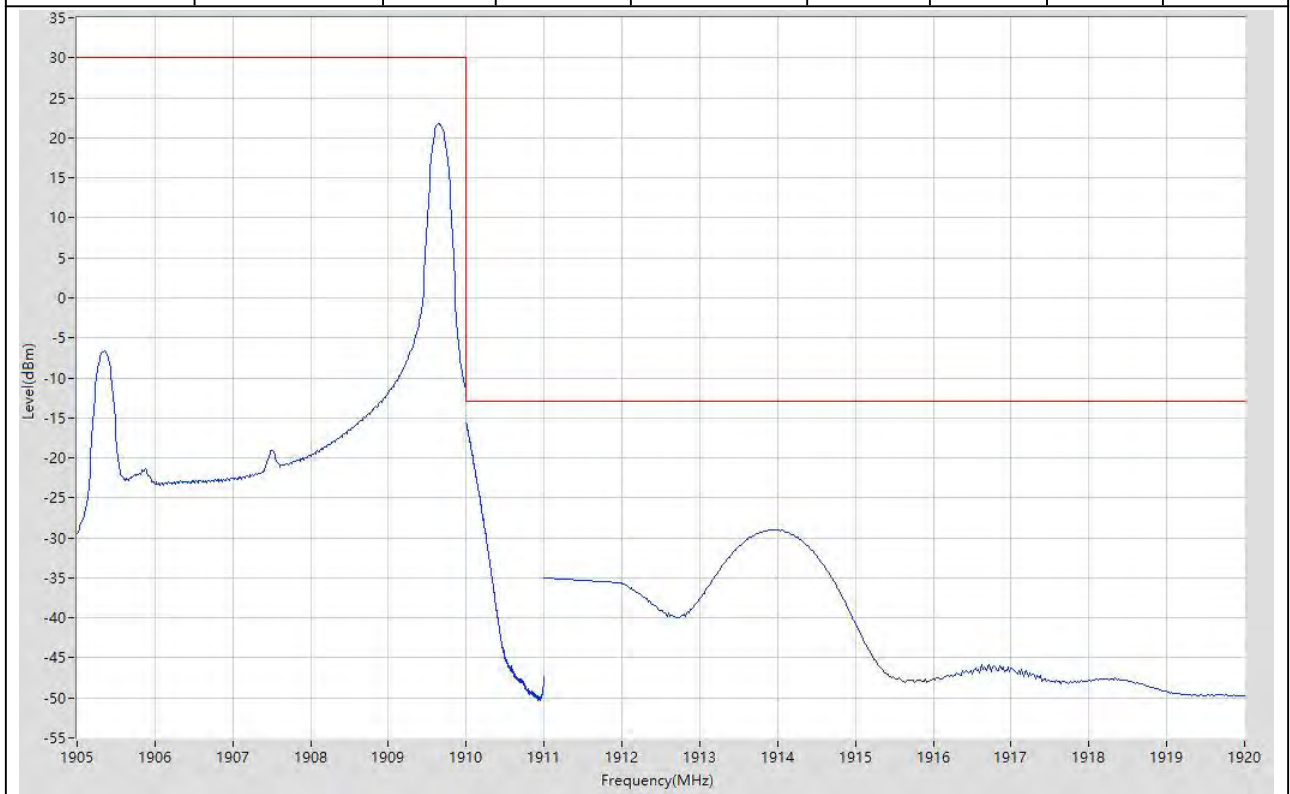
1.20. LTE Band Edge_Part22-24-27(NTNV)(Subtest:20, Channel:18625, Bandwidth:5, Modulation:Q16, RB Number: 25, RB Position:LOW)

Start Frequency (MHz)	Stop Frequency (MHz)	RBW (MHz)	Detector	Frequency (MHz)	Power (dBm)	Limit (dBm)	Verdict	Sweep Point
1840	1848	1	RMS	1847.98	-29.59	-13	Pass	401
1848	1849	1	RMS	1849	-27.09	-13	Pass	2
1849	1850	0.051	RMS	1849.993	-27.03	-13	Pass	401
1850	1855	0.1	RMS	1853.713	7.16	30	Pass	401



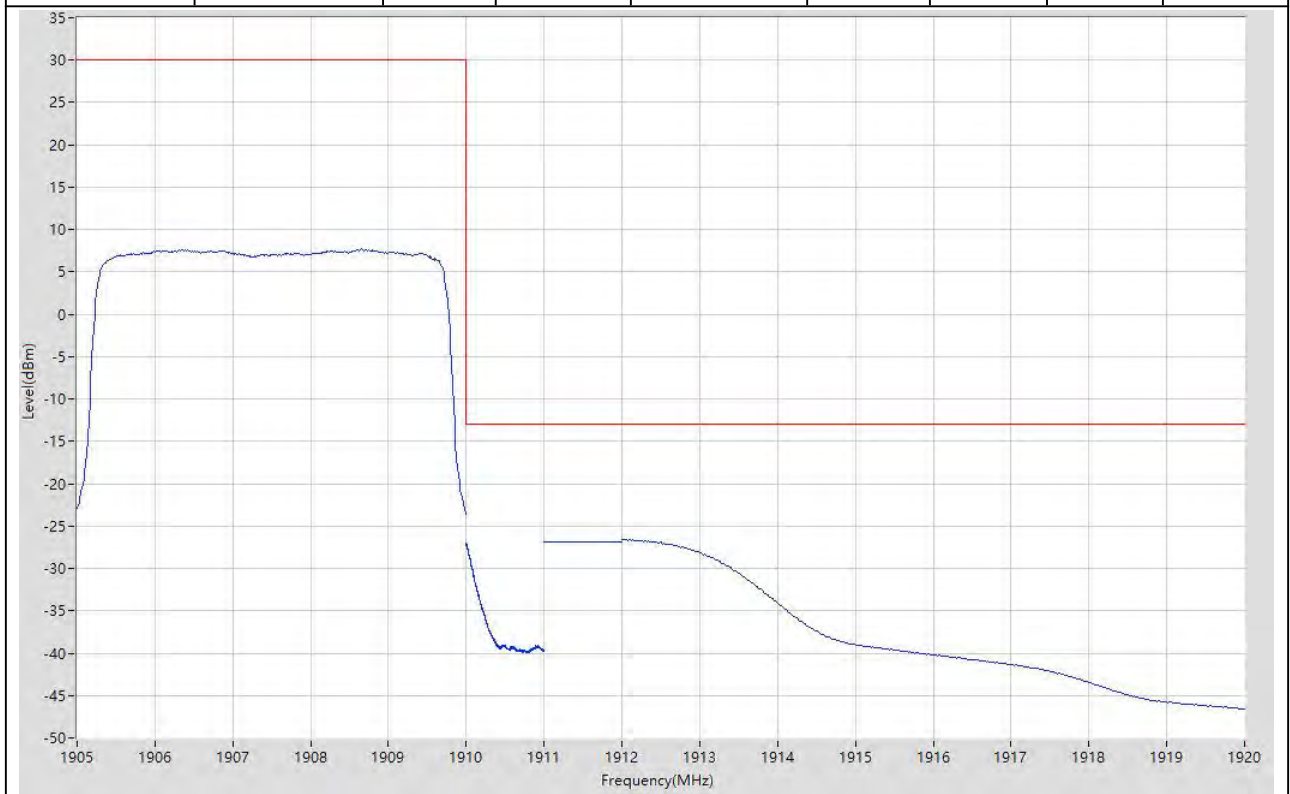
1.21. LTE Band Edge_Part22-24-27(NTNV)(Subtest:21, Channel:19175, Bandwidth:5, Modulation:QPSK, RB Number: 1, RB Position:HIGH)

Start Frequency (MHz)	Stop Frequency (MHz)	RBW (MHz)	Detector	Frequency (MHz)	Power (dBm)	Limit (dBm)	Verdict	Sweep Point
1905	1910	0.1	RMS	1909.638	21.75	30	Pass	401
1910	1911	0.051	RMS	1910	-15.57	-13	Pass	401
1911	1912	1	RMS	1911	-35.03	-13	Pass	2
1912	1920	1	RMS	1913.96	-28.96	-13	Pass	401



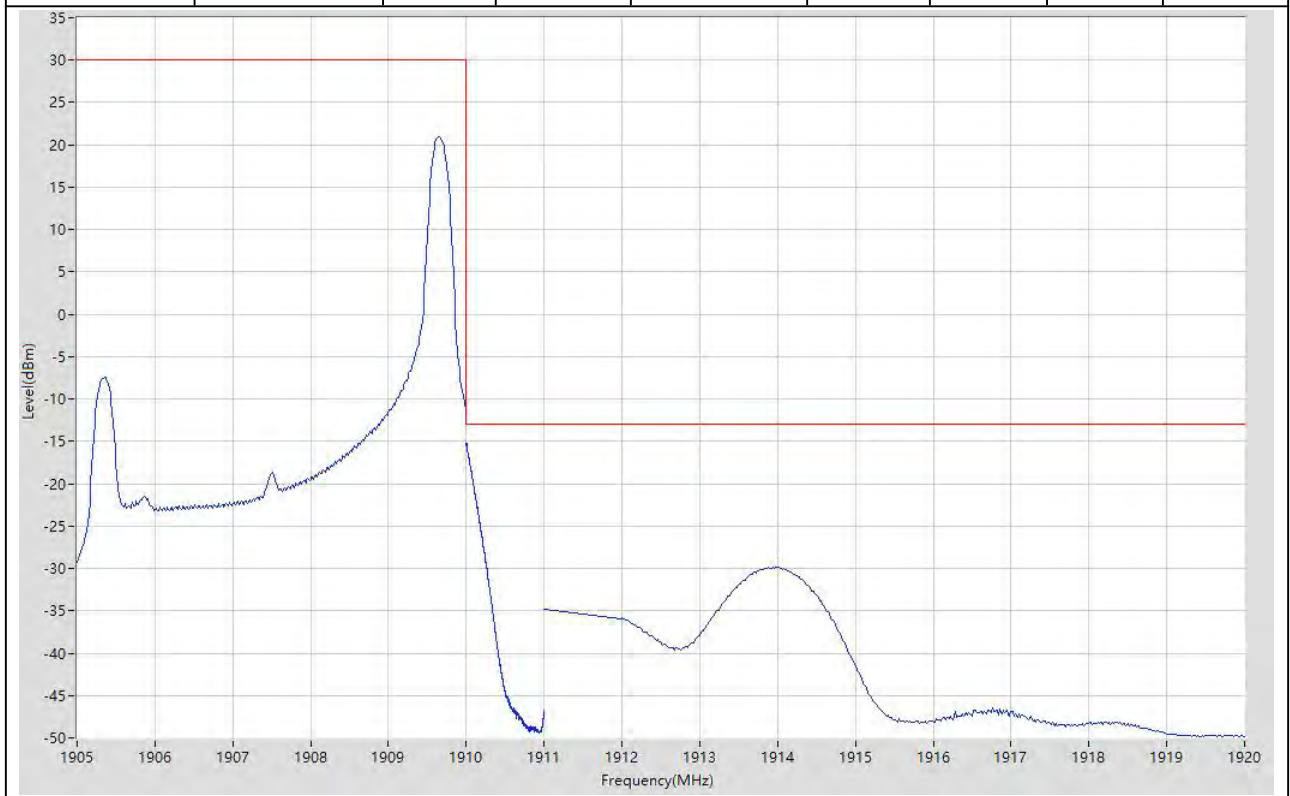
1.22. LTE Band Edge_Part22-24-27(NTNV)(Subtest:22, Channel:19175, Bandwidth:5, Modulation:QPSK, RB Number: 25, RB Position:HIGH)

Start Frequency (MHz)	Stop Frequency (MHz)	RBW (MHz)	Detector	Frequency (MHz)	Power (dBm)	Limit (dBm)	Verdict	Sweep Point
1905	1910	0.1	RMS	1908.65	7.73	30	Pass	401
1910	1911	0.051	RMS	1910	-27.03	-13	Pass	401
1911	1912	1	RMS	1912	-26.84	-13	Pass	2
1912	1920	1	RMS	1912.06	-26.52	-13	Pass	401



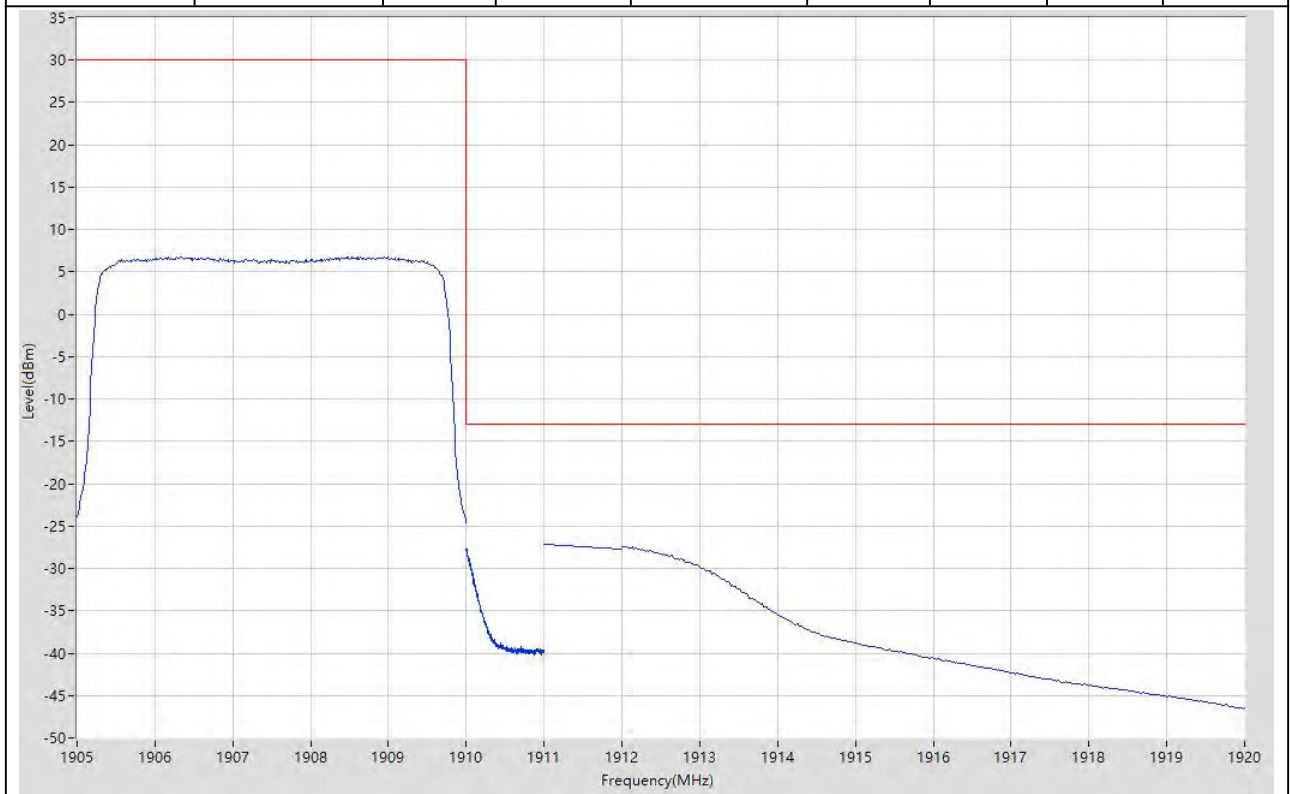
1.23. LTE Band Edge_Part22-24-27(NTNV)(Subtest:23, Channel:19175, Bandwidth:5, Modulation:Q16, RB Number: 1, RB Position:HIGH)

Start Frequency (MHz)	Stop Frequency (MHz)	RBW (MHz)	Detector	Frequency (MHz)	Power (dBm)	Limit (dBm)	Verdict	Sweep Point
1905	1910	0.1	RMS	1909.65	20.99	30	Pass	401
1910	1911	0.051	RMS	1910.005	-15.26	-13	Pass	401
1911	1912	1	RMS	1911	-34.85	-13	Pass	2
1912	1920	1	RMS	1913.94	-29.79	-13	Pass	401



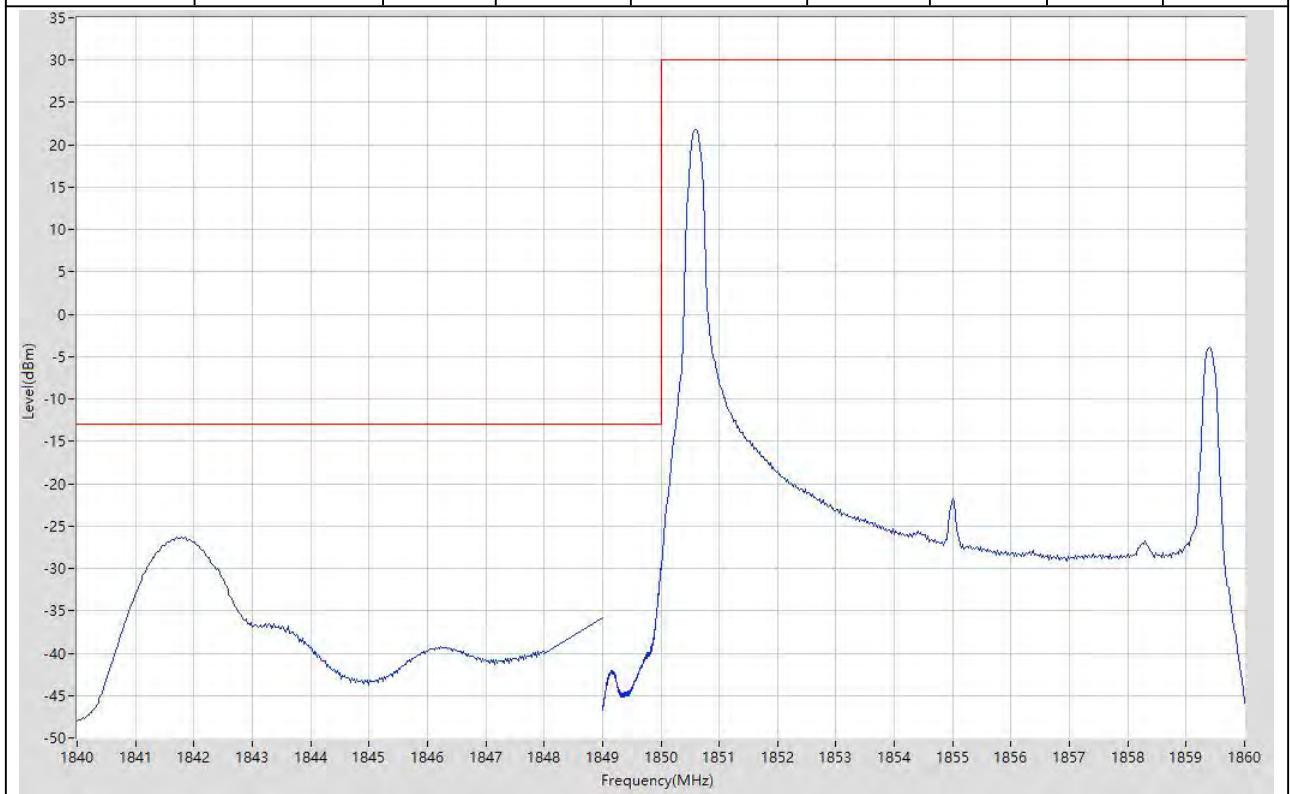
1.24. LTE Band Edge_Part22-24-27(NTNV)(Subtest:24, Channel:19175, Bandwidth:5, Modulation:Q16, RB Number: 25, RB Position:HIGH)

Start Frequency (MHz)	Stop Frequency (MHz)	RBW (MHz)	Detector	Frequency (MHz)	Power (dBm)	Limit (dBm)	Verdict	Sweep Point
1905	1910	0.1	RMS	1906.275	6.83	30	Pass	401
1910	1911	0.051	RMS	1910.005	-27.72	-13	Pass	401
1911	1912	1	RMS	1911	-27.18	-13	Pass	2
1912	1920	1	RMS	1912	-27.37	-13	Pass	401



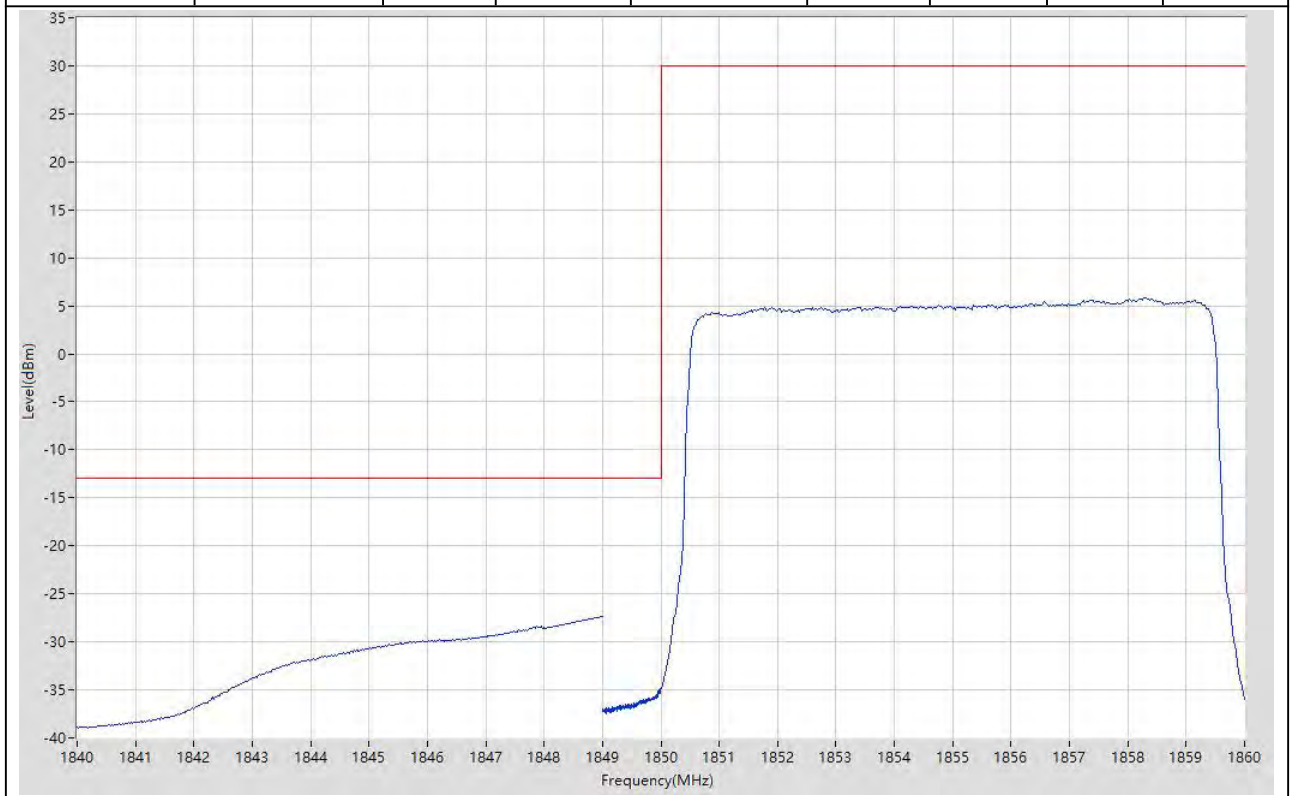
1.25. LTE Band Edge_Part22-24-27(NTNV)(Subtest:25, Channel:18650, Bandwidth:10, Modulation:QPSK, RB Number: 1, RB Position:LOW)

Start Frequency (MHz)	Stop Frequency (MHz)	RBW (MHz)	Detector	Frequency (MHz)	Power (dBm)	Limit (dBm)	Verdict	Sweep Point
1840	1848	1	RMS	1841.78	-26.25	-13	Pass	401
1848	1849	1	RMS	1849	-35.77	-13	Pass	2
1849	1850	0.1	RMS	1850	-29.84	-13	Pass	401
1850	1860	0.1	RMS	1850.6	21.79	30	Pass	401



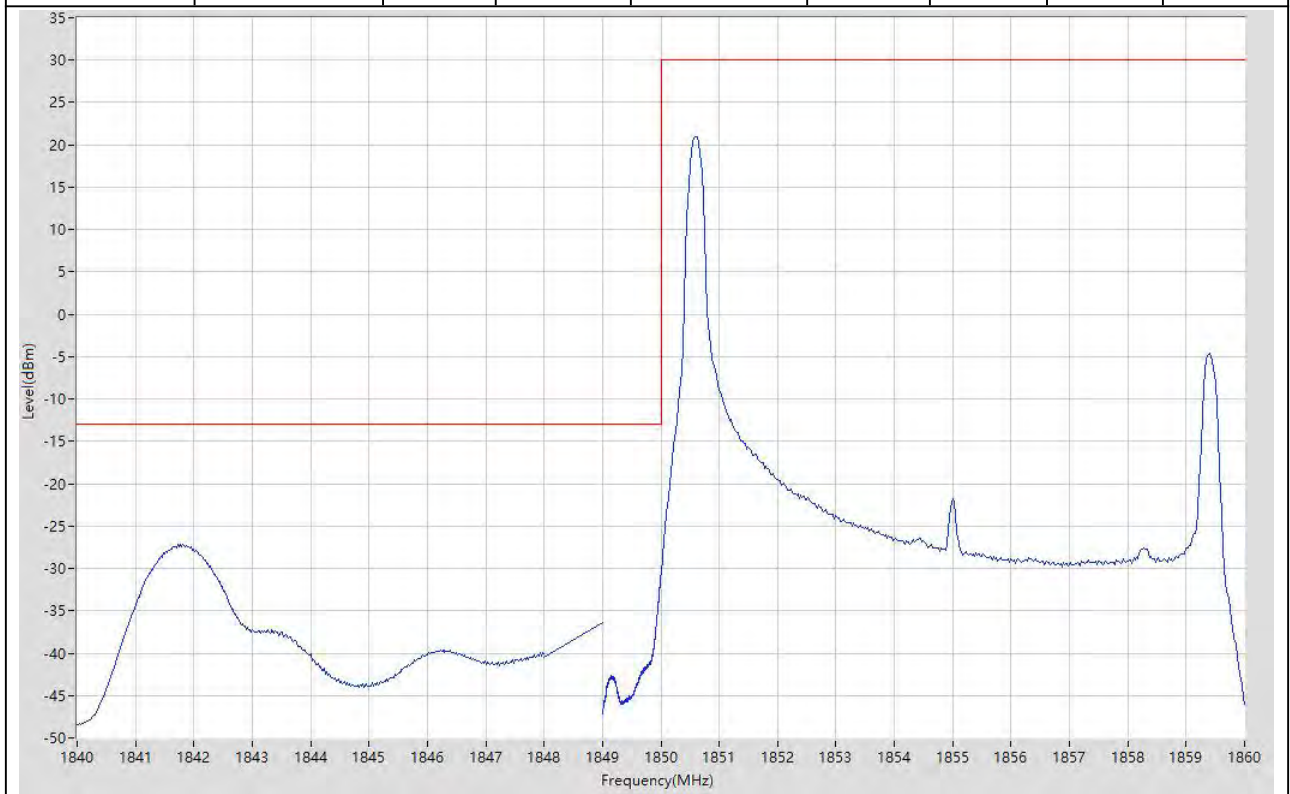
1.26. LTE Band Edge_Part22-24-27(NTNV)(Subtest:26, Channel:18650, Bandwidth:10, Modulation:QPSK, RB Number: 50, RB Position:LOW)

Start Frequency (MHz)	Stop Frequency (MHz)	RBW (MHz)	Detector	Frequency (MHz)	Power (dBm)	Limit (dBm)	Verdict	Sweep Point
1840	1848	1	RMS	1847.96	-28.37	-13	Pass	401
1848	1849	1	RMS	1849	-27.4	-13	Pass	2
1849	1850	0.1	RMS	1850	-34.84	-13	Pass	401
1850	1860	0.1	RMS	1858.3	5.82	30	Pass	401



1.27. LTE Band Edge_Part22-24-27(NTNV)(Subtest:27, Channel:18650, Bandwidth:10, Modulation:Q16, RB Number: 1, RB Position:LOW)

Start Frequency (MHz)	Stop Frequency (MHz)	RBW (MHz)	Detector	Frequency (MHz)	Power (dBm)	Limit (dBm)	Verdict	Sweep Point
1840	1848	1	RMS	1841.76	-27.18	-13	Pass	401
1848	1849	1	RMS	1849	-36.44	-13	Pass	2
1849	1850	0.1	RMS	1850	-30.65	-13	Pass	401
1850	1860	0.1	RMS	1850.6	20.99	30	Pass	401



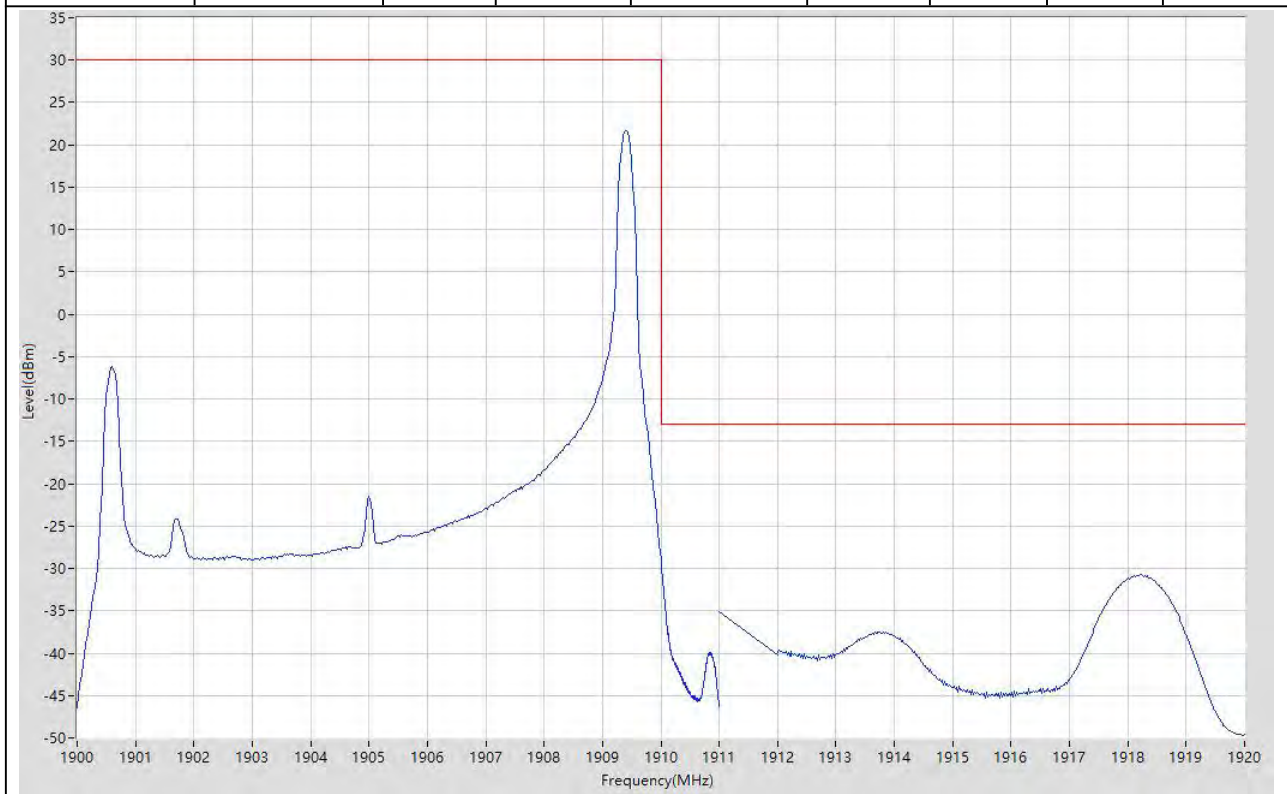
1.28. LTE Band Edge_Part22-24-27(NTNV)(Subtest:28, Channel:18650, Bandwidth:10, Modulation:Q16, RB Number: 27, RB Position:LOW)

Start Frequency (MHz)	Stop Frequency (MHz)	RBW (MHz)	Detector	Frequency (MHz)	Power (dBm)	Limit (dBm)	Verdict	Sweep Point
1840	1848	1	RMS	1848	-30.04	-13	Pass	401
1848	1849	1	RMS	1849	-27.94	-13	Pass	2
1849	1850	0.1	RMS	1849.995	-34.46	-13	Pass	401
1850	1860	0.1	RMS	1855.225	6.81	30	Pass	401



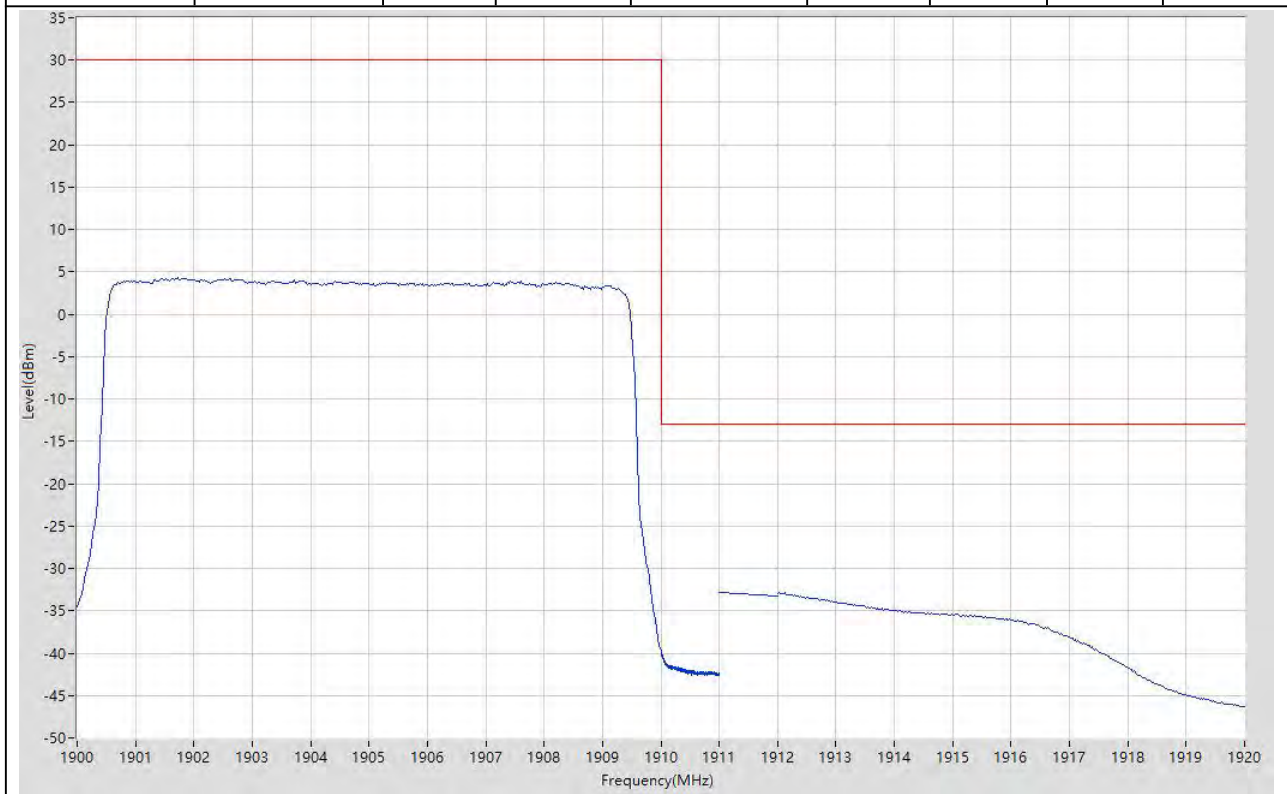
1.29. LTE Band Edge_Part22-24-27(NTNV)(Subtest:29, Channel:19150, Bandwidth:10, Modulation:QPSK, RB Number: 1, RB Position:HIGH)

Start Frequency (MHz)	Stop Frequency (MHz)	RBW (MHz)	Detector	Frequency (MHz)	Power (dBm)	Limit (dBm)	Verdict	Sweep Point
1900	1910	0.1	RMS	1909.4	21.67	30	Pass	401
1910	1911	0.1	RMS	1910	-28.94	-13	Pass	401
1911	1912	1	RMS	1911	-35.1	-13	Pass	2
1912	1920	1	RMS	1918.24	-30.74	-13	Pass	401



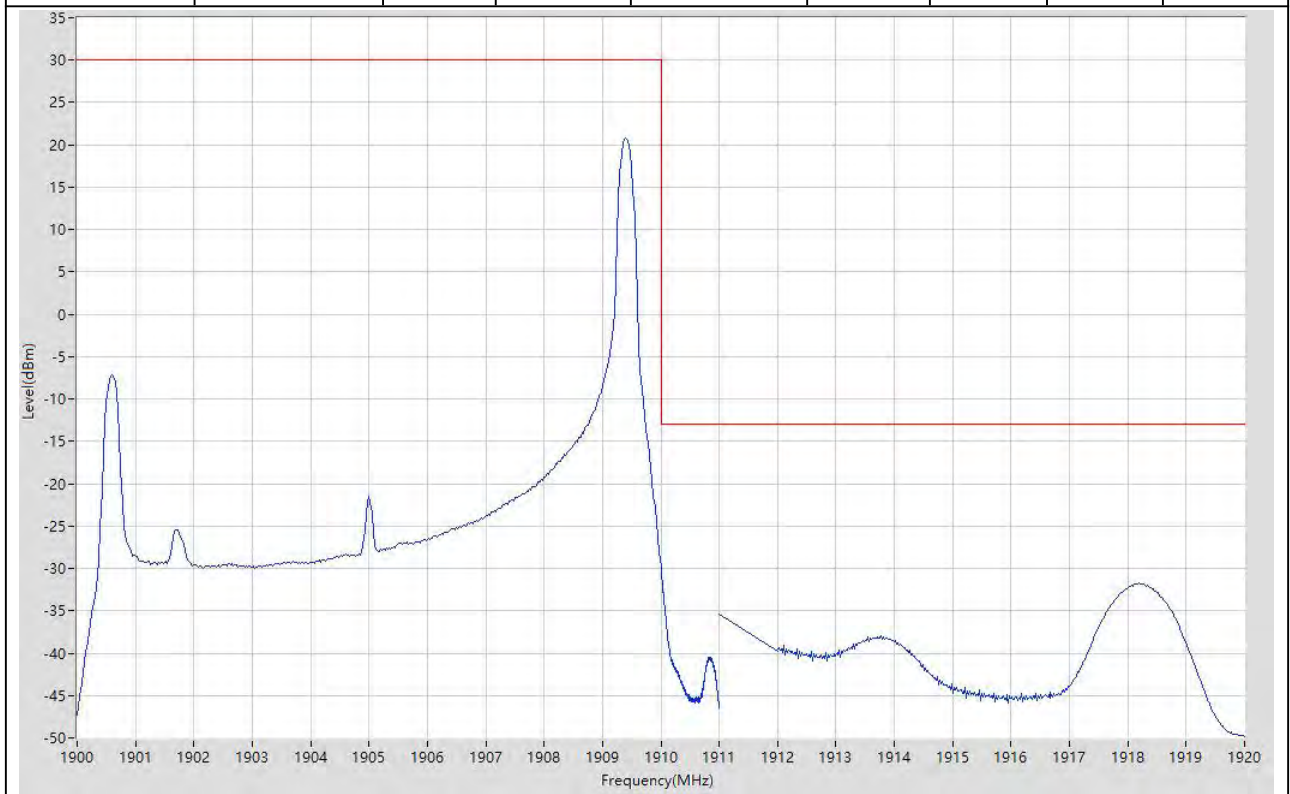
1.30. LTE Band Edge_Part22-24-27(NTNV)(Subtest:30, Channel:19150, Bandwidth:10, Modulation:QPSK, RB Number: 50, RB Position:HIGH)

Start Frequency (MHz)	Stop Frequency (MHz)	RBW (MHz)	Detector	Frequency (MHz)	Power (dBm)	Limit (dBm)	Verdict	Sweep Point
1900	1910	0.1	RMS	1901.725	4.42	30	Pass	401
1910	1911	0.1	RMS	1910.005	-39.6	-13	Pass	401
1911	1912	1	RMS	1911	-32.77	-13	Pass	2
1912	1920	1	RMS	1912.12	-32.87	-13	Pass	401



1.31. LTE Band Edge_Part22-24-27(NTNV)(Subtest:31, Channel:19150, Bandwidth:10, Modulation:Q16, RB Number: 1, RB Position:HIGH)

Start Frequency (MHz)	Stop Frequency (MHz)	RBW (MHz)	Detector	Frequency (MHz)	Power (dBm)	Limit (dBm)	Verdict	Sweep Point
1900	1910	0.1	RMS	1909.4	20.83	30	Pass	401
1910	1911	0.1	RMS	1910	-29.84	-13	Pass	401
1911	1912	1	RMS	1911	-35.4	-13	Pass	2
1912	1920	1	RMS	1918.2	-31.74	-13	Pass	401



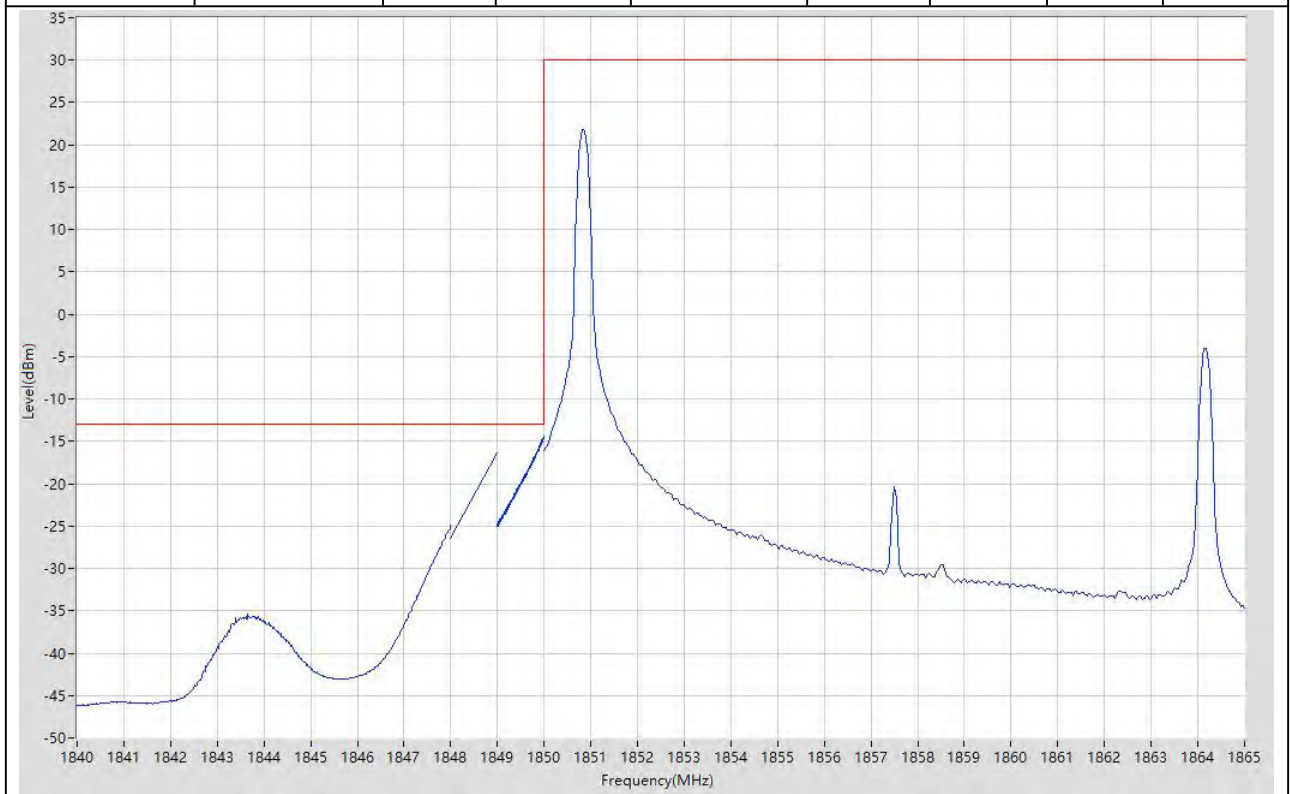
1.32. LTE Band Edge_Part22-24-27(NTNV)(Subtest:32, Channel:19150, Bandwidth:10, Modulation:Q16, RB Number: 27, RB Position:HIGH)

Start Frequency (MHz)	Stop Frequency (MHz)	RBW (MHz)	Detector	Frequency (MHz)	Power (dBm)	Limit (dBm)	Verdict	Sweep Point
1900	1910	0.1	RMS	1905.4	6.43	30	Pass	401
1910	1911	0.1	RMS	1910	-36.37	-13	Pass	401
1911	1912	1	RMS	1911	-27.88	-13	Pass	2
1912	1920	1	RMS	1912	-27.78	-13	Pass	401



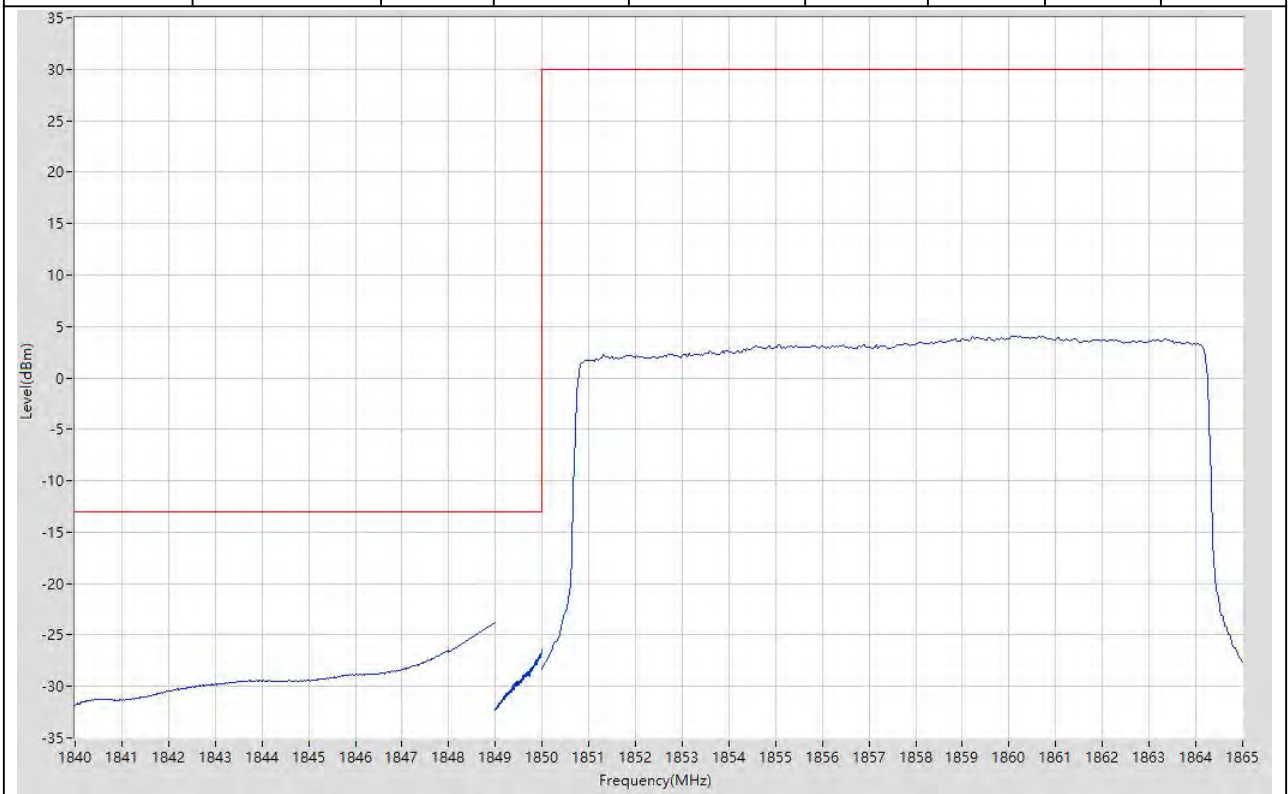
1.33. LTE Band Edge_Part22-24-27(NTNV)(Subtest:33, Channel:18675, Bandwidth:15, Modulation:QPSK, RB Number: 1, RB Position:LOW)

Start Frequency (MHz)	Stop Frequency (MHz)	RBW (MHz)	Detector	Frequency (MHz)	Power (dBm)	Limit (dBm)	Verdict	Sweep Point
1840	1848	1	RMS	1848	-24.87	-13	Pass	401
1848	1849	1	RMS	1849	-16.35	-13	Pass	2
1849	1850	0.15	RMS	1849.995	-14.44	-13	Pass	401
1850	1865	0.1	RMS	1850.825	21.8	30	Pass	401



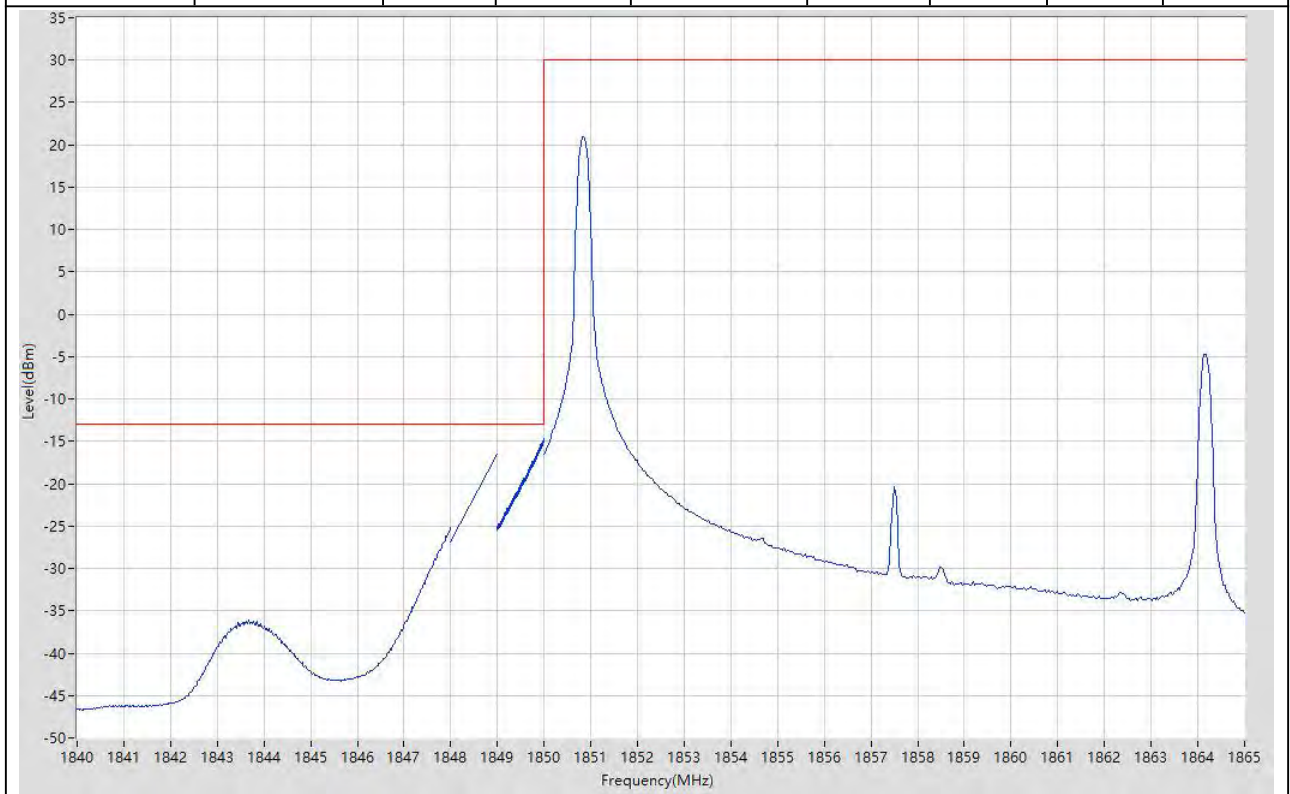
1.34. LTE Band Edge_Part22-24-27(NTNV)(Subtest:34, Channel:18675, Bandwidth:15, Modulation:QPSK, RB Number: 75, RB Position:LOW)

Start Frequency (MHz)	Stop Frequency (MHz)	RBW (MHz)	Detector	Frequency (MHz)	Power (dBm)	Limit (dBm)	Verdict	Sweep Point
1840	1848	1	RMS	1848	-26.51	-13	Pass	401
1848	1849	1	RMS	1849	-23.82	-13	Pass	2
1849	1850	0.15	RMS	1850	-26.52	-13	Pass	401
1850	1865	0.1	RMS	1860.088	4.06	30	Pass	401



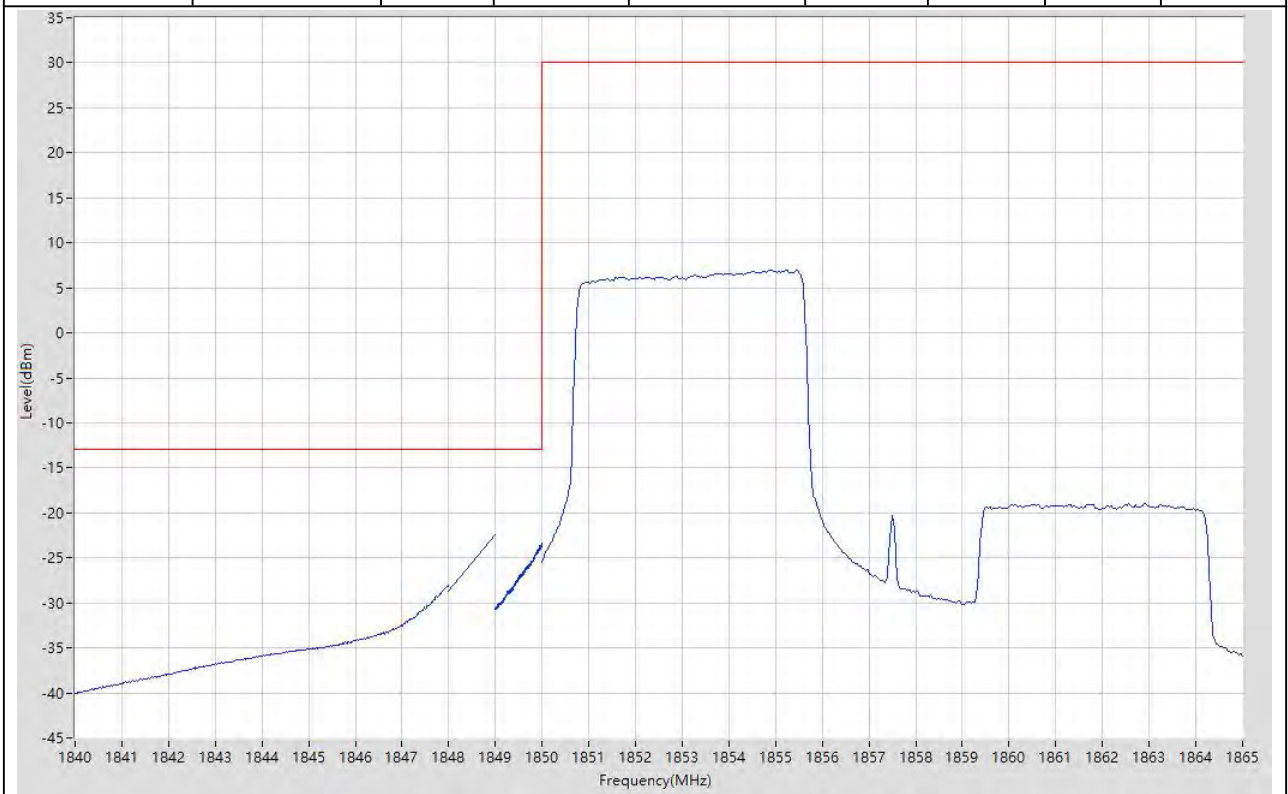
1.35. LTE Band Edge_Part22-24-27(NTNV)(Subtest:35, Channel:18675, Bandwidth:15, Modulation:Q16, RB Number: 1, RB Position:LOW)

Start Frequency (MHz)	Stop Frequency (MHz)	RBW (MHz)	Detector	Frequency (MHz)	Power (dBm)	Limit (dBm)	Verdict	Sweep Point
1840	1848	1	RMS	1848	-25.23	-13	Pass	401
1848	1849	1	RMS	1849	-16.49	-13	Pass	2
1849	1850	0.15	RMS	1849.99	-14.62	-13	Pass	401
1850	1865	0.1	RMS	1850.825	21.01	30	Pass	401



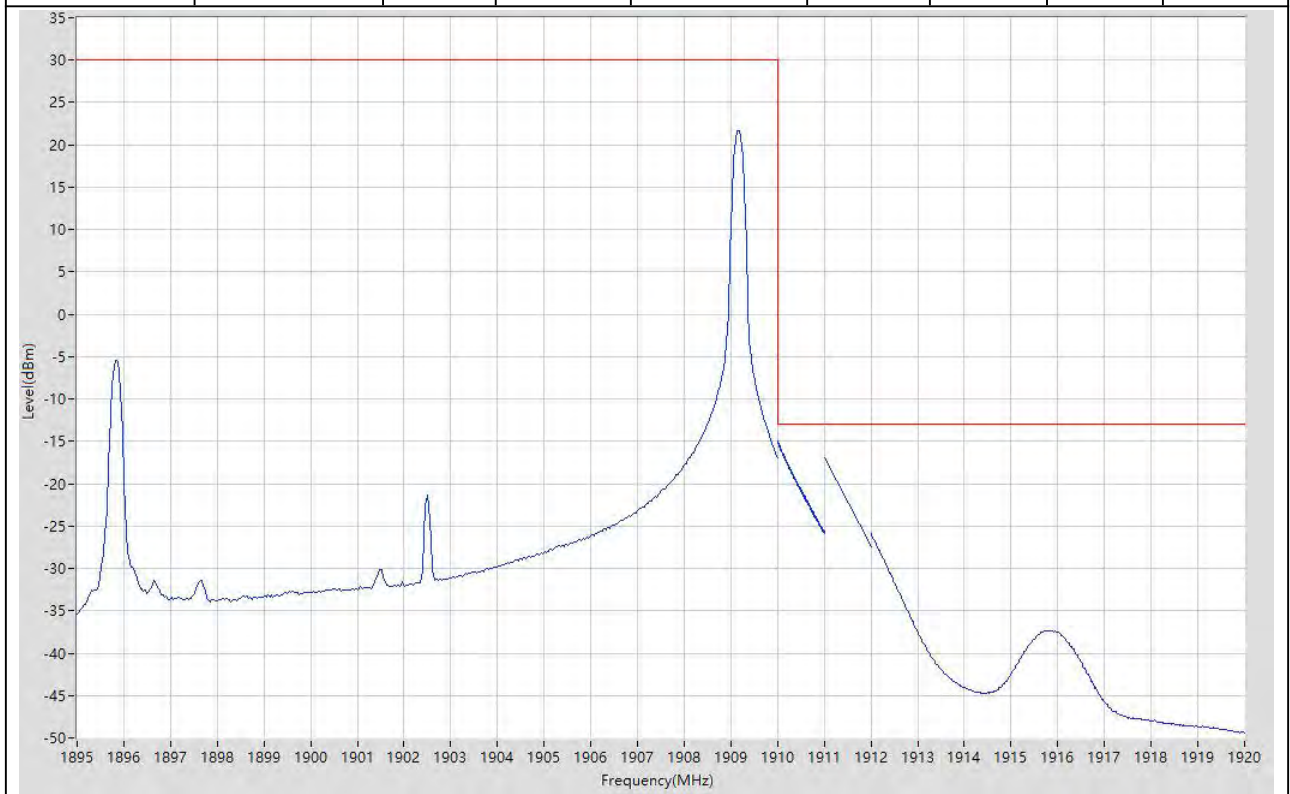
1.36. LTE Band Edge_Part22-24-27(NTNV)(Subtest:36, Channel:18675, Bandwidth:15, Modulation:Q16, RB Number: 27, RB Position:LOW)

Start Frequency (MHz)	Stop Frequency (MHz)	RBW (MHz)	Detector	Frequency (MHz)	Power (dBm)	Limit (dBm)	Verdict	Sweep Point
1840	1848	1	RMS	1848	-28.02	-13	Pass	401
1848	1849	1	RMS	1849	-22.4	-13	Pass	2
1849	1850	0.15	RMS	1849.993	-23.42	-13	Pass	401
1850	1865	0.1	RMS	1855.438	7.01	30	Pass	401



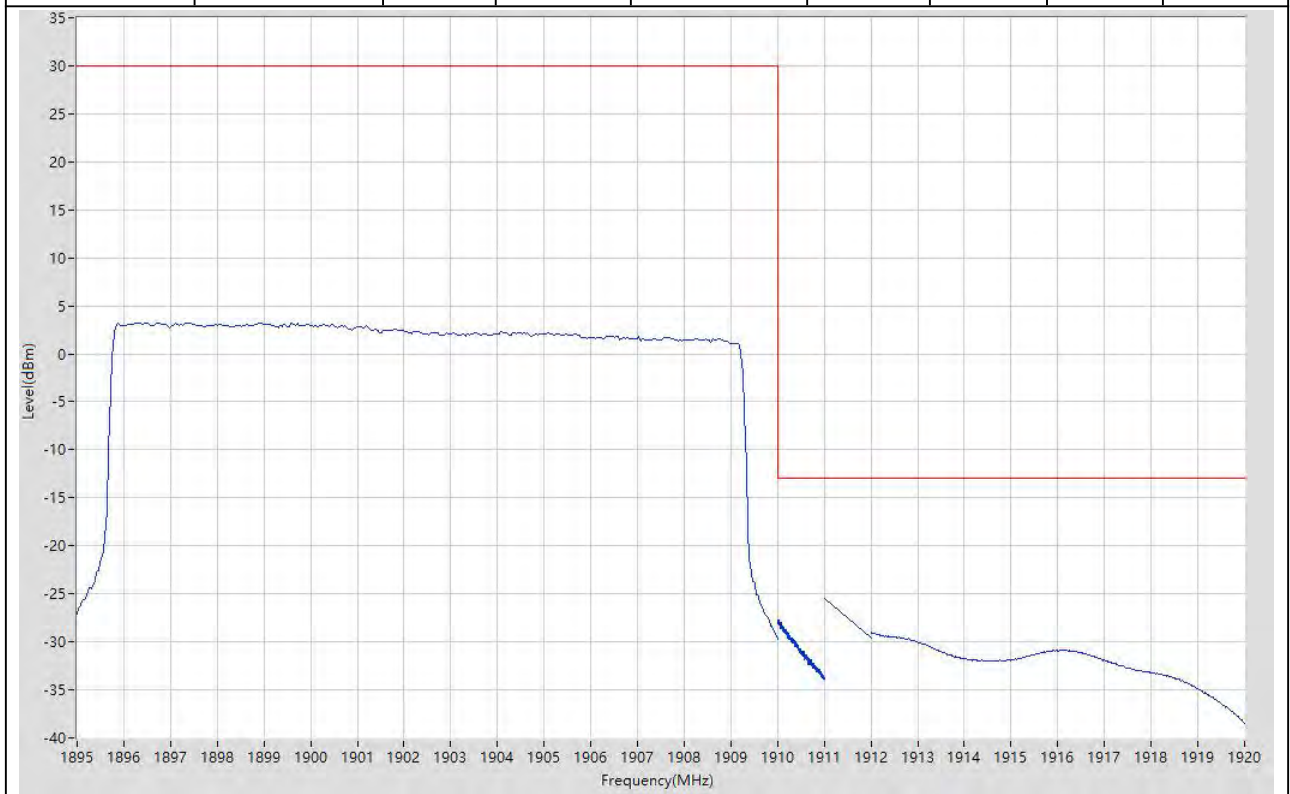
1.37. LTE Band Edge_Part22-24-27(NTNV)(Subtest:37, Channel:19125, Bandwidth:15, Modulation:QPSK, RB Number: 1, RB Position:HIGH)

Start Frequency (MHz)	Stop Frequency (MHz)	RBW (MHz)	Detector	Frequency (MHz)	Power (dBm)	Limit (dBm)	Verdict	Sweep Point
1895	1910	0.1	RMS	1909.175	21.72	30	Pass	401
1910	1911	0.15	RMS	1910.005	-15	-13	Pass	401
1911	1912	1	RMS	1911	-16.98	-13	Pass	2
1912	1920	1	RMS	1912	-25.94	-13	Pass	401



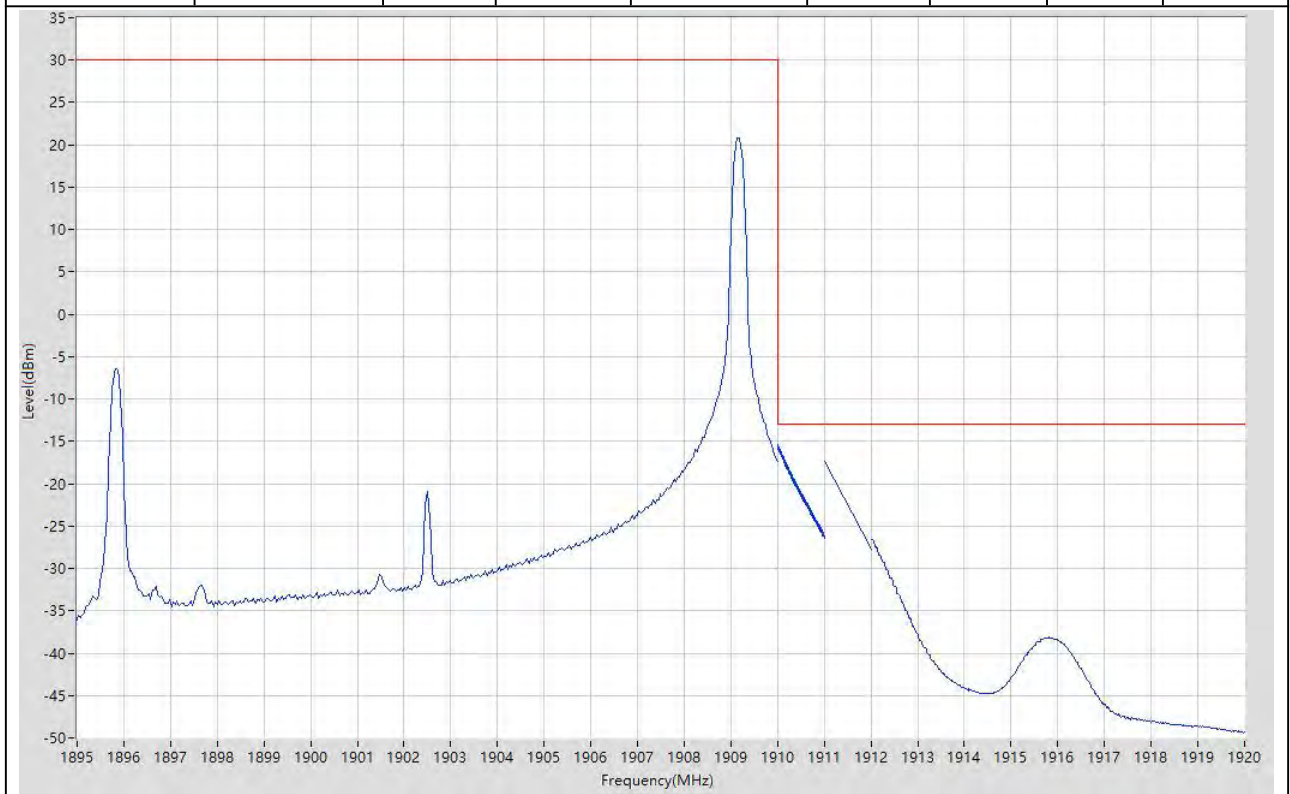
1.38. LTE Band Edge_Part22-24-27(NTNV)(Subtest:38, Channel:19125, Bandwidth:15, Modulation:QPSK, RB Number: 75, RB Position:HIGH)

Start Frequency (MHz)	Stop Frequency (MHz)	RBW (MHz)	Detector	Frequency (MHz)	Power (dBm)	Limit (dBm)	Verdict	Sweep Point
1895	1910	0.1	RMS	1896.313	3.25	30	Pass	401
1910	1911	0.15	RMS	1910.003	-27.67	-13	Pass	401
1911	1912	1	RMS	1911	-25.5	-13	Pass	2
1912	1920	1	RMS	1912	-29.01	-13	Pass	401



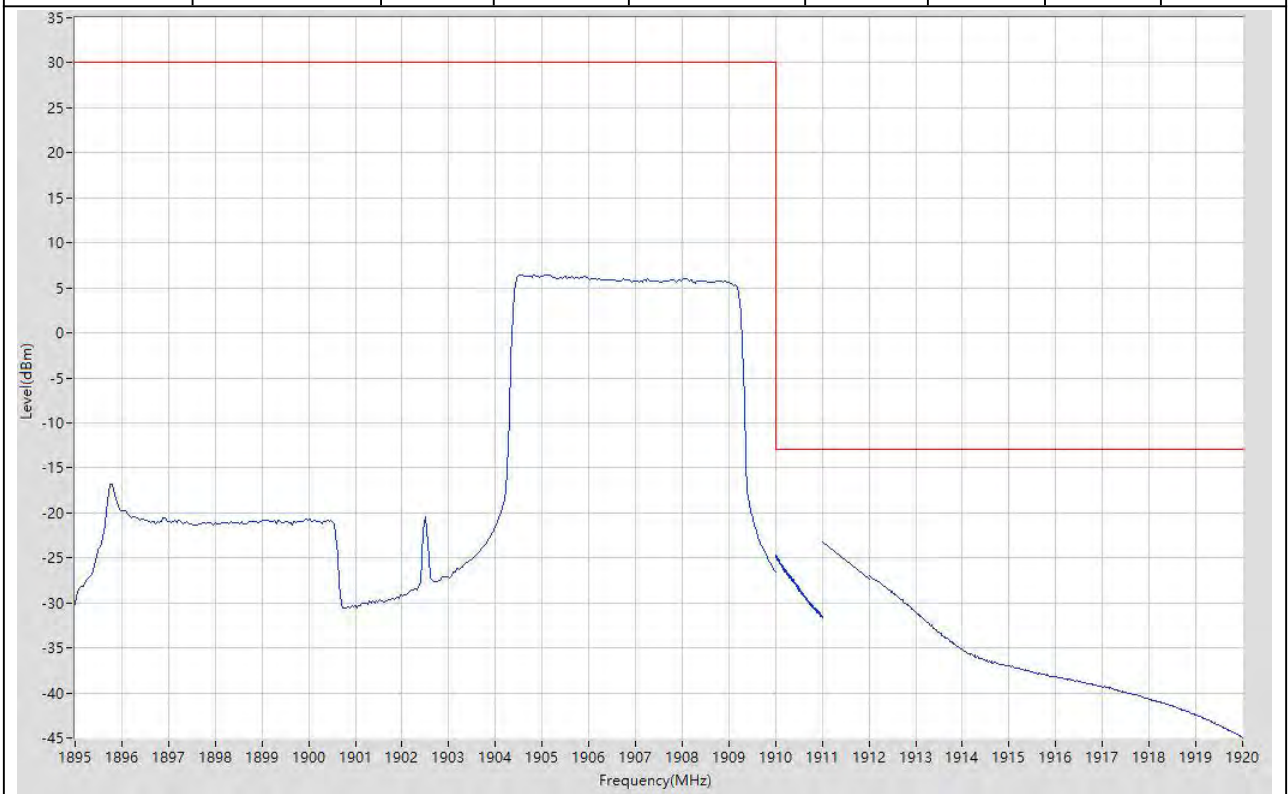
1.39. LTE Band Edge_Part22-24-27(NTNV)(Subtest:39, Channel:19125, Bandwidth:15, Modulation:Q16, RB Number: 1, RB Position:HIGH)

Start Frequency (MHz)	Stop Frequency (MHz)	RBW (MHz)	Detector	Frequency (MHz)	Power (dBm)	Limit (dBm)	Verdict	Sweep Point
1895	1910	0.1	RMS	1909.175	20.87	30	Pass	401
1910	1911	0.15	RMS	1910.005	-15.34	-13	Pass	401
1911	1912	1	RMS	1911	-17.38	-13	Pass	2
1912	1920	1	RMS	1912	-26.53	-13	Pass	401



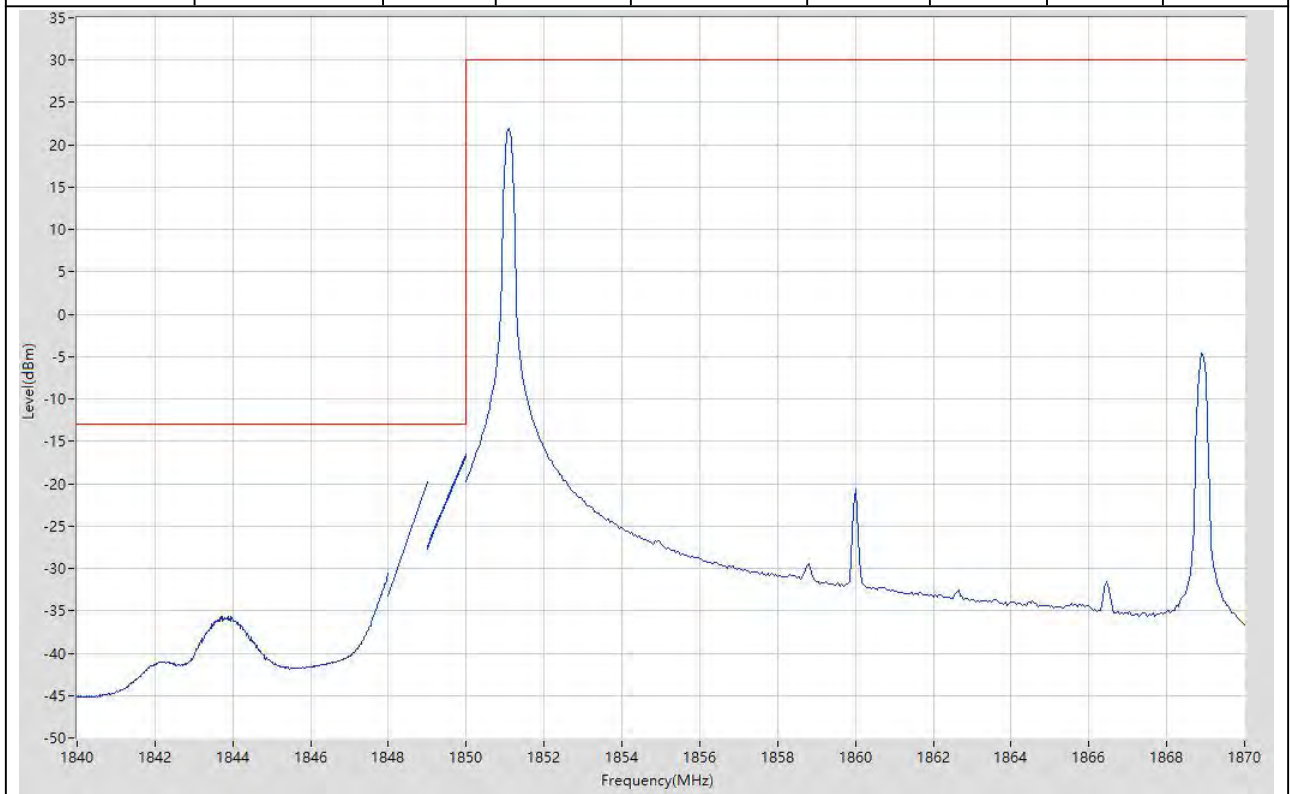
1.40. LTE Band Edge_Part22-24-27(NTNV)(Subtest:40, Channel:19125, Bandwidth:15, Modulation:Q16, RB Number: 27, RB Position:HIGH)

Start Frequency (MHz)	Stop Frequency (MHz)	RBW (MHz)	Detector	Frequency (MHz)	Power (dBm)	Limit (dBm)	Verdict	Sweep Point
1895	1910	0.1	RMS	1904.825	6.48	30	Pass	401
1910	1911	0.15	RMS	1910	-24.7	-13	Pass	401
1911	1912	1	RMS	1911	-23.17	-13	Pass	2
1912	1920	1	RMS	1912	-26.98	-13	Pass	401



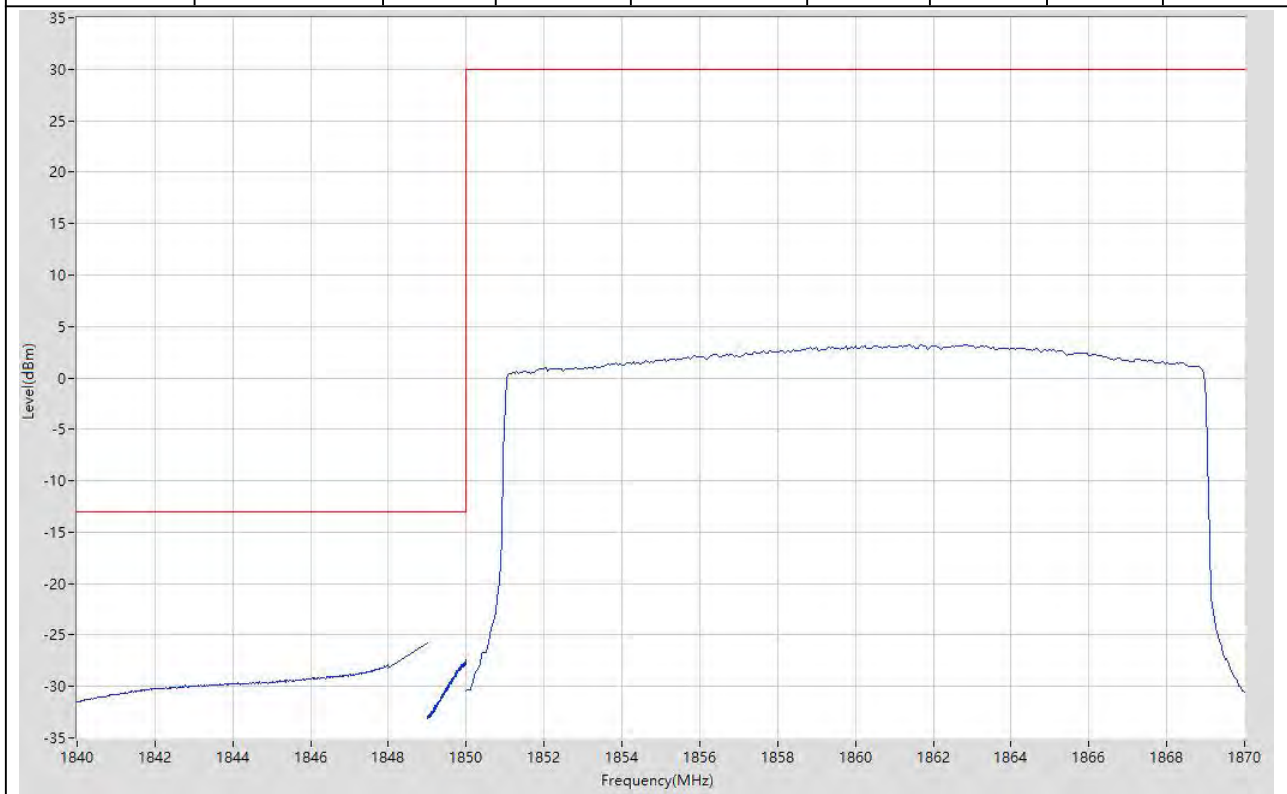
1.41. LTE Band Edge_Part22-24-27(NTNV)(Subtest:41, Channel:18700, Bandwidth:20, Modulation:QPSK, RB Number: 1, RB Position:LOW)

Start Frequency (MHz)	Stop Frequency (MHz)	RBW (MHz)	Detector	Frequency (MHz)	Power (dBm)	Limit (dBm)	Verdict	Sweep Point
1840	1848	1	RMS	1848	-30.61	-13	Pass	401
1848	1849	1	RMS	1849	-19.78	-13	Pass	2
1849	1850	0.2	RMS	1849.998	-16.45	-13	Pass	401
1850	1870	0.1	RMS	1851.1	21.9	30	Pass	401



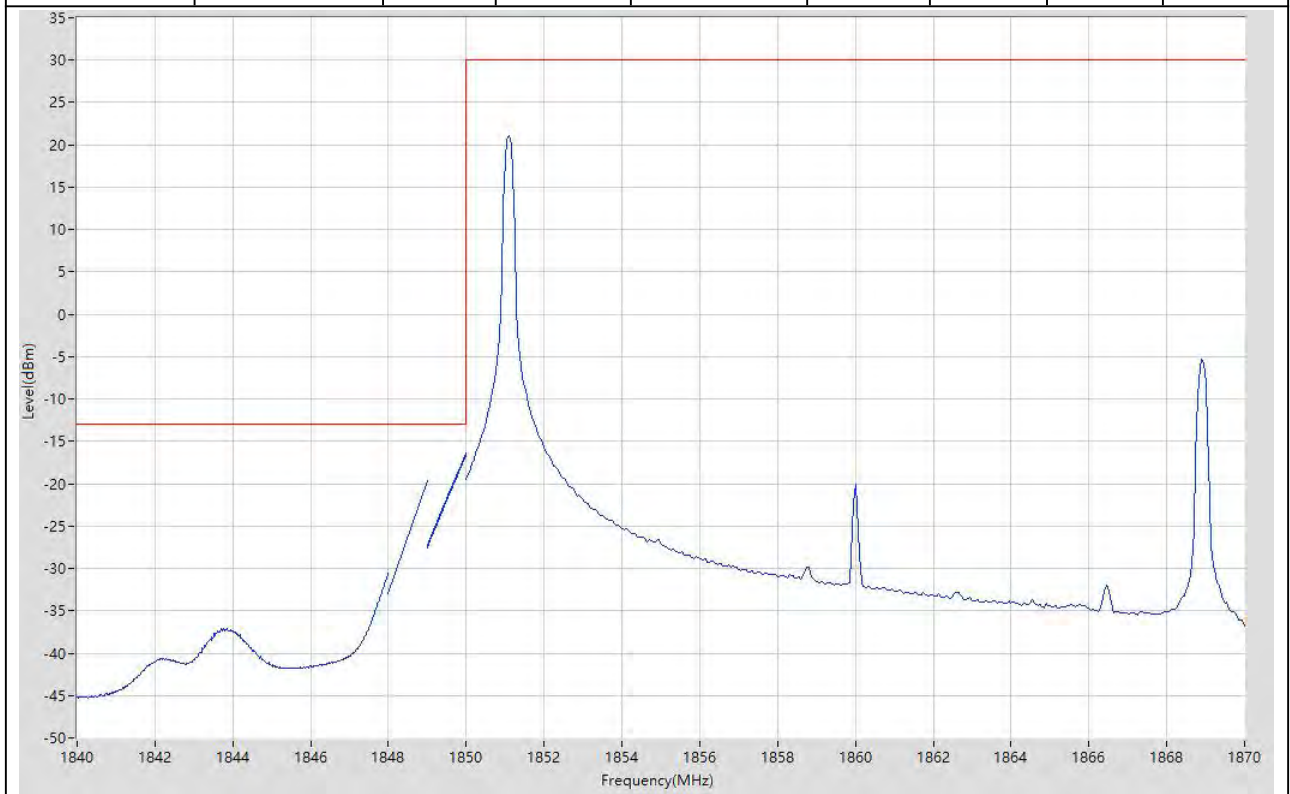
1.42. LTE Band Edge_Part22-24-27(NTNV)(Subtest:42, Channel:18700, Bandwidth:20, Modulation:QPSK, RB Number: 100, RB Position:LOW)

Start Frequency (MHz)	Stop Frequency (MHz)	RBW (MHz)	Detector	Frequency (MHz)	Power (dBm)	Limit (dBm)	Verdict	Sweep Point
1840	1848	1	RMS	1847.98	-27.91	-13	Pass	401
1848	1849	1	RMS	1849	-25.79	-13	Pass	2
1849	1850	0.2	RMS	1849.983	-27.45	-13	Pass	401
1850	1870	0.1	RMS	1861.7	3.24	30	Pass	401



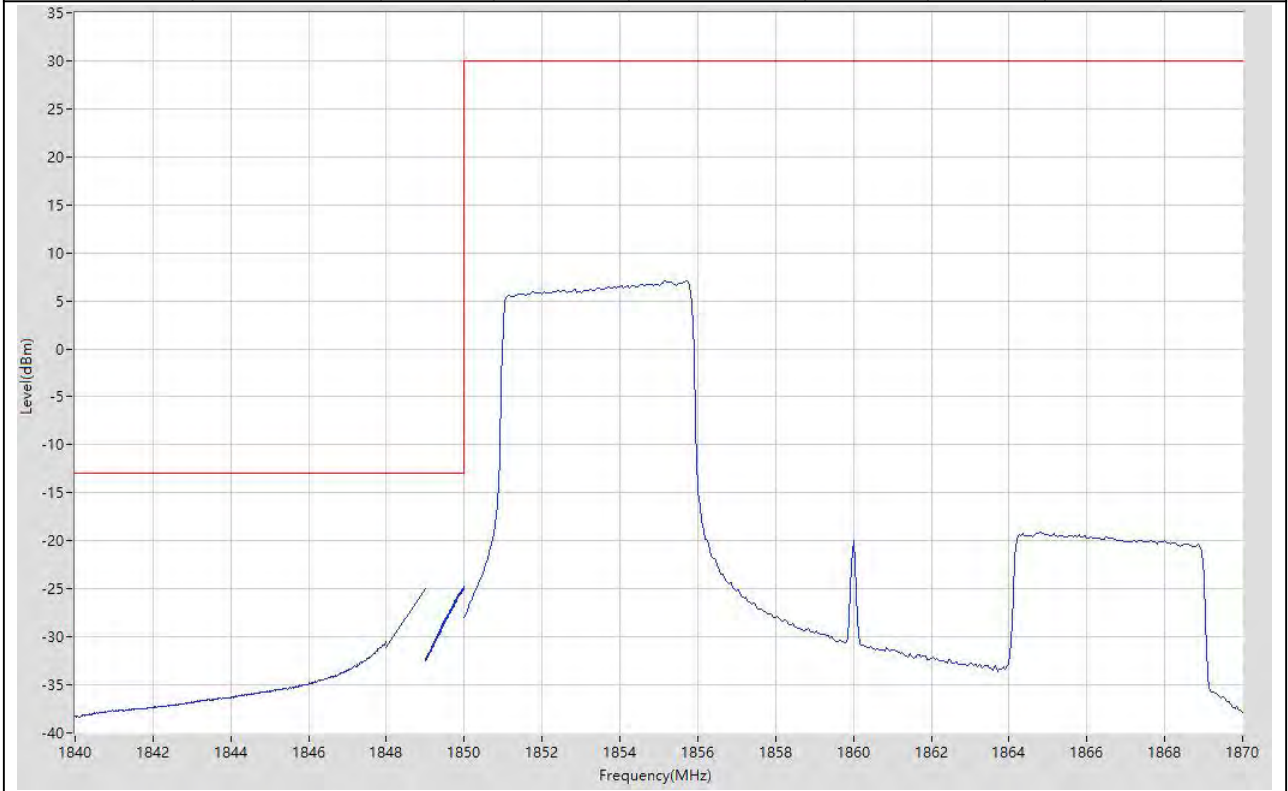
1.43. LTE Band Edge_Part22-24-27(NTNV)(Subtest:43, Channel:18700, Bandwidth:20, Modulation:Q16, RB Number: 1, RB Position:LOW)

Start Frequency (MHz)	Stop Frequency (MHz)	RBW (MHz)	Detector	Frequency (MHz)	Power (dBm)	Limit (dBm)	Verdict	Sweep Point
1840	1848	1	RMS	1848	-30.6	-13	Pass	401
1848	1849	1	RMS	1849	-19.66	-13	Pass	2
1849	1850	0.2	RMS	1849.993	-16.34	-13	Pass	401
1850	1870	0.1	RMS	1851.1	21.02	30	Pass	401



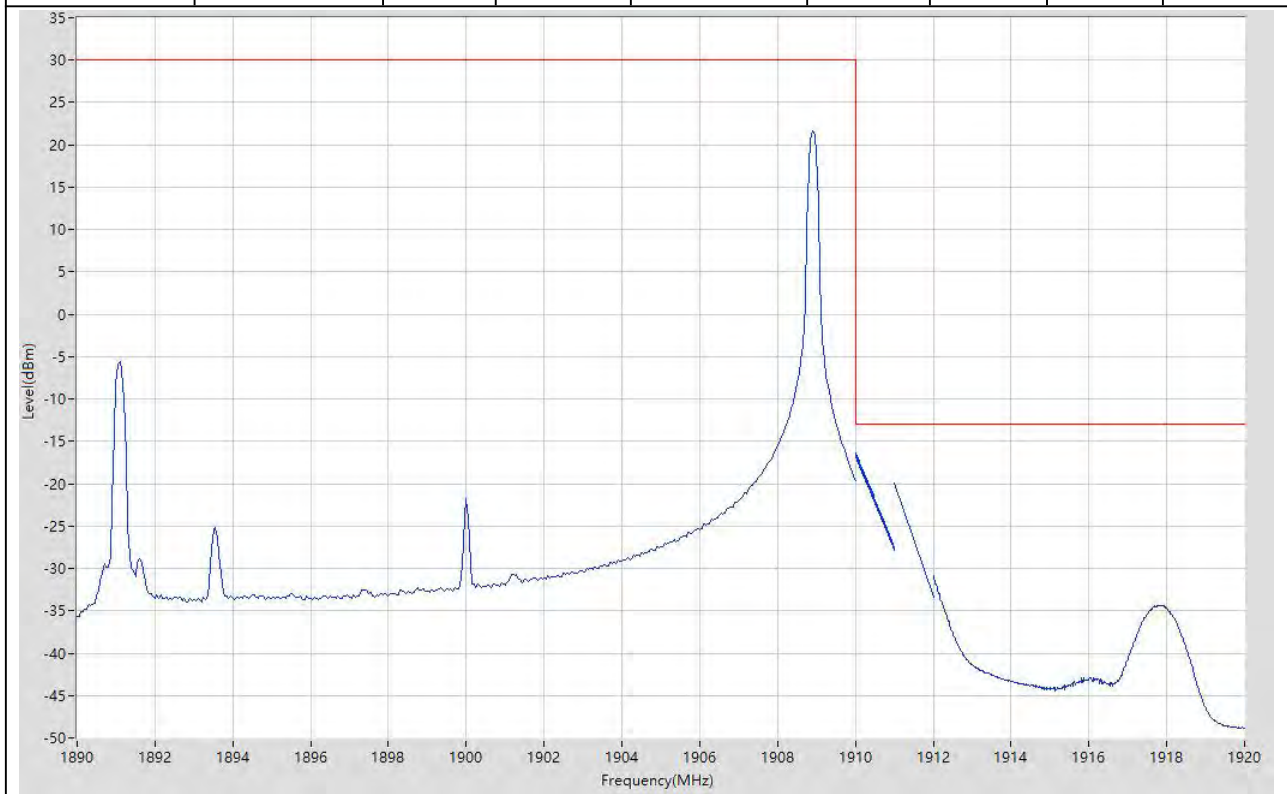
1.44. LTE Band Edge_Part22-24-27(NTNV)(Subtest:44, Channel:18700, Bandwidth:20, Modulation:Q16, RB Number: 27, RB Position:LOW)

Start Frequency (MHz)	Stop Frequency (MHz)	RBW (MHz)	Detector	Frequency (MHz)	Power (dBm)	Limit (dBm)	Verdict	Sweep Point
1840	1848	1	RMS	1848	-30.49	-13	Pass	401
1848	1849	1	RMS	1849	-25.03	-13	Pass	2
1849	1850	0.2	RMS	1849.988	-24.71	-13	Pass	401
1850	1870	0.1	RMS	1855.7	7.03	30	Pass	401



1.45. LTE Band Edge_Part22-24-27(NTNV)(Subtest:45, Channel:19100, Bandwidth:20, Modulation:QPSK, RB Number: 1, RB Position:HIGH)

Start Frequency (MHz)	Stop Frequency (MHz)	RBW (MHz)	Detector	Frequency (MHz)	Power (dBm)	Limit (dBm)	Verdict	Sweep Point
1890	1910	0.1	RMS	1908.9	21.66	30	Pass	401
1910	1911	0.2	RMS	1910.003	-16.36	-13	Pass	401
1911	1912	1	RMS	1911	-19.91	-13	Pass	2
1912	1920	1	RMS	1912	-30.87	-13	Pass	401



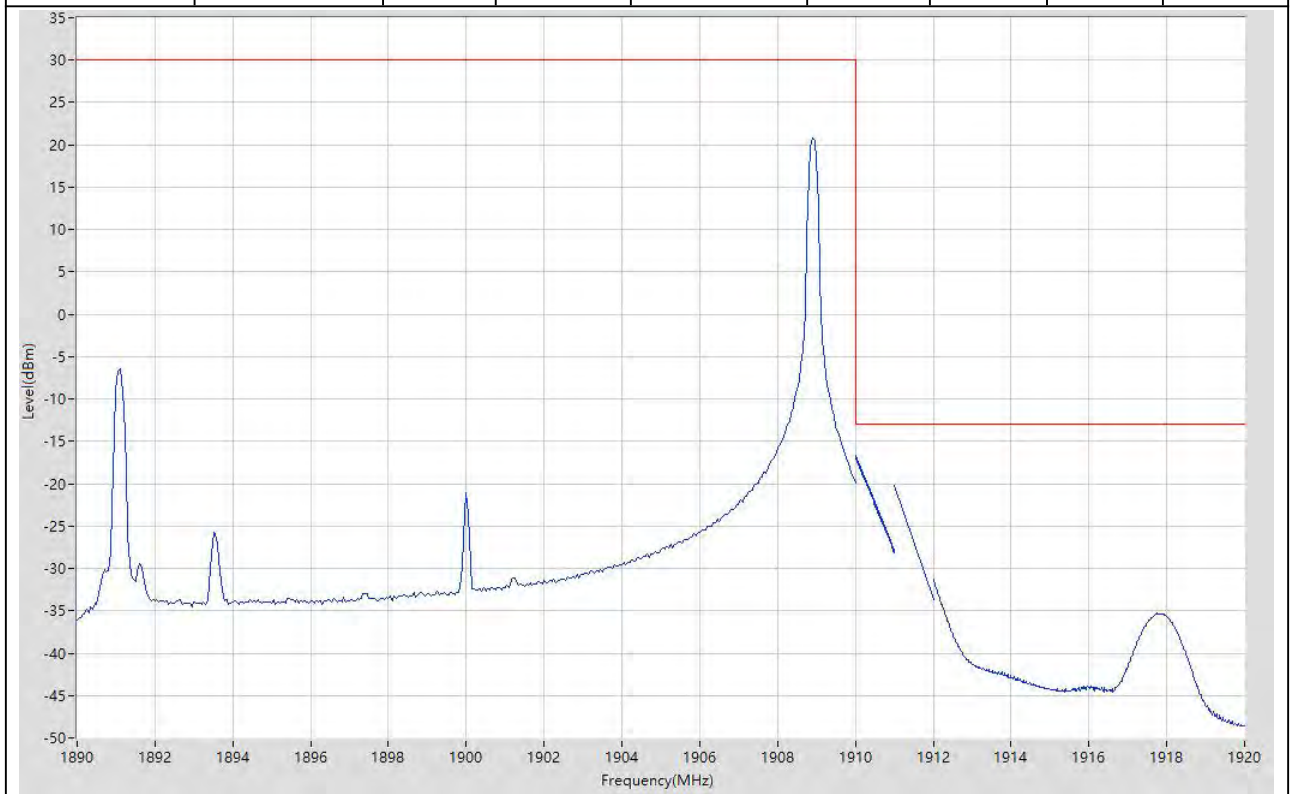
1.46. LTE Band Edge_Part22-24-27(NTNV)(Subtest:46, Channel:19100, Bandwidth:20, Modulation:QPSK, RB Number: 100, RB Position:HIGH)

Start Frequency (MHz)	Stop Frequency (MHz)	RBW (MHz)	Detector	Frequency (MHz)	Power (dBm)	Limit (dBm)	Verdict	Sweep Point
1890	1910	0.1	RMS	1895.35	2.34	30	Pass	401
1910	1911	0.2	RMS	1910.003	-29.48	-13	Pass	401
1911	1912	1	RMS	1911	-27.82	-13	Pass	2
1912	1920	1	RMS	1912	-30.05	-13	Pass	401



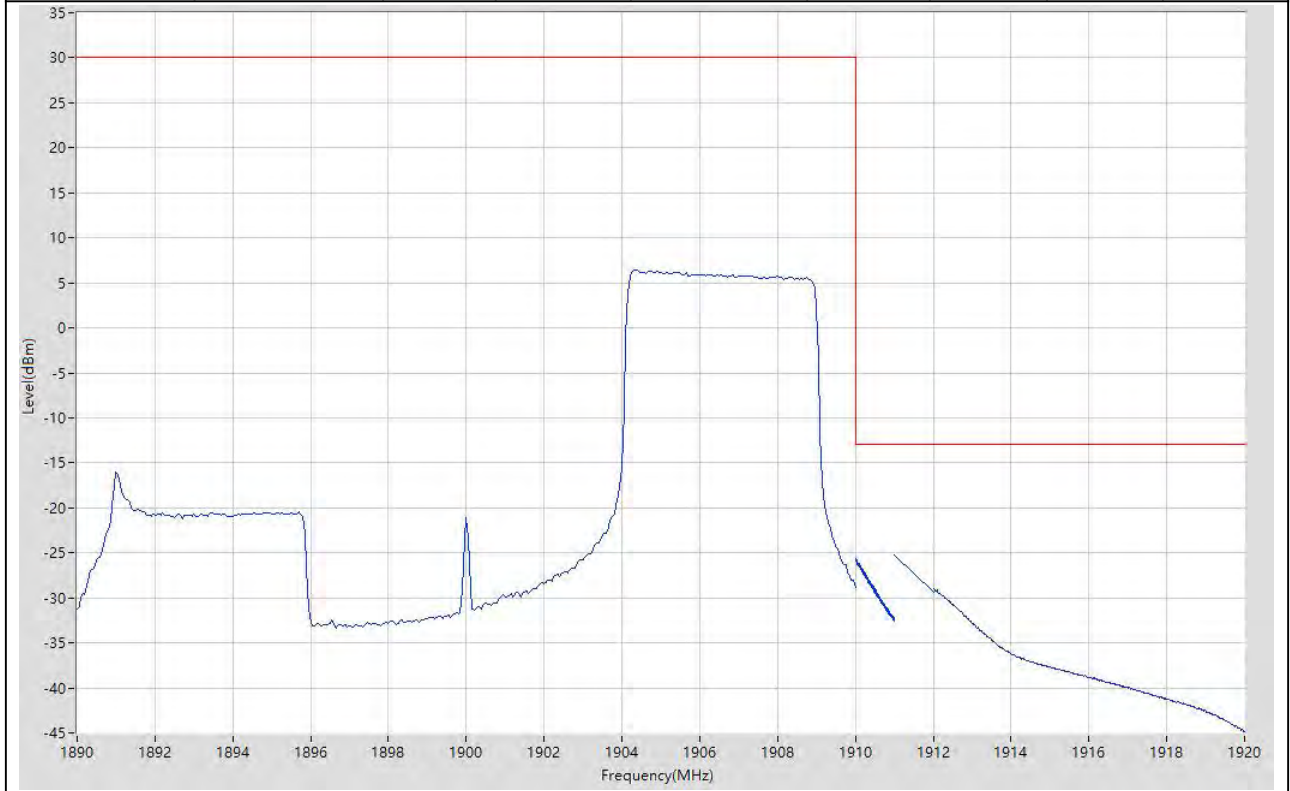
1.47. LTE Band Edge_Part22-24-27(NTNV)(Subtest:47, Channel:19100, Bandwidth:20, Modulation:Q16, RB Number: 1, RB Position:HIGH)

Start Frequency (MHz)	Stop Frequency (MHz)	RBW (MHz)	Detector	Frequency (MHz)	Power (dBm)	Limit (dBm)	Verdict	Sweep Point
1890	1910	0.1	RMS	1908.9	20.87	30	Pass	401
1910	1911	0.2	RMS	1910.005	-16.65	-13	Pass	401
1911	1912	1	RMS	1911	-20.22	-13	Pass	2
1912	1920	1	RMS	1912	-31.21	-13	Pass	401



1.48. LTE Band Edge_Part22-24-27(NTNV)(Subtest:48, Channel:19100, Bandwidth:20, Modulation:Q16, RB Number: 27, RB Position:HIGH)

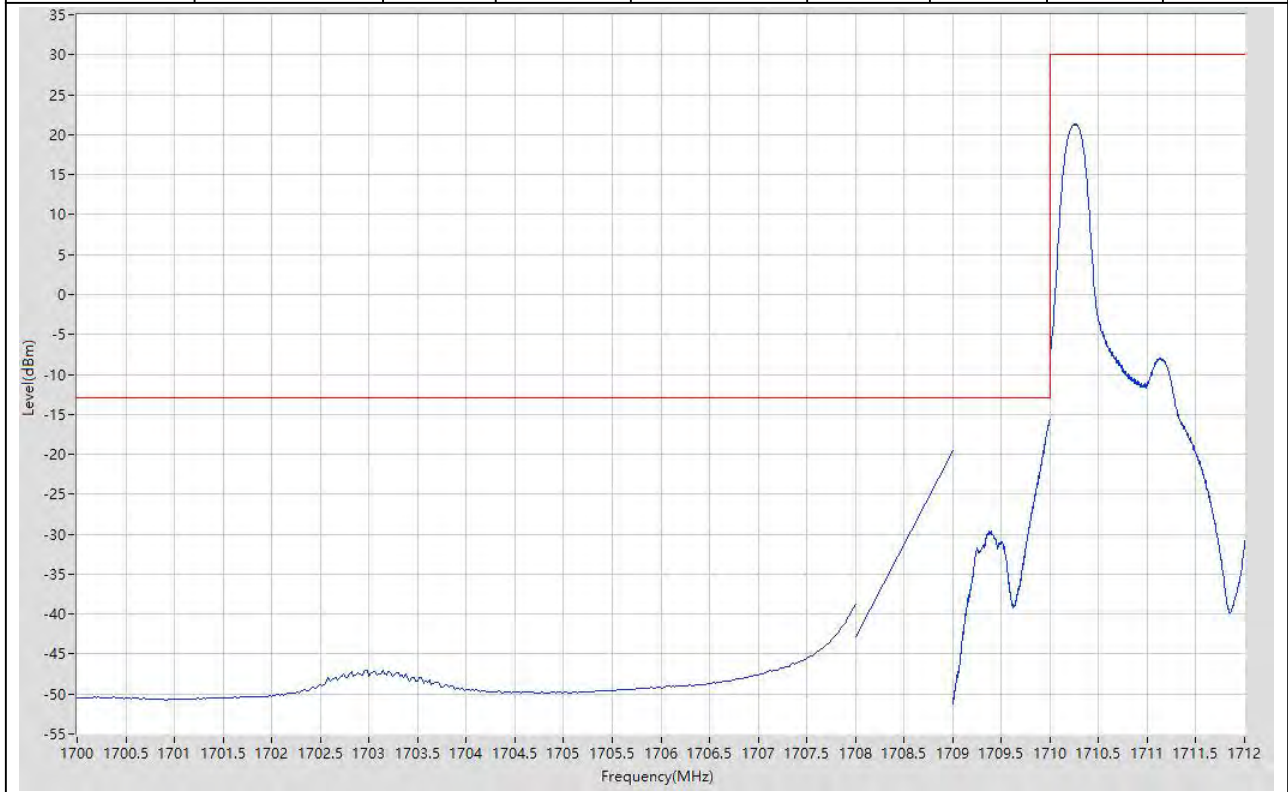
Start Frequency (MHz)	Stop Frequency (MHz)	RBW (MHz)	Detector	Frequency (MHz)	Power (dBm)	Limit (dBm)	Verdict	Sweep Point
1890	1910	0.1	RMS	1904.35	6.42	30	Pass	401
1910	1911	0.2	RMS	1910.003	-25.59	-13	Pass	401
1911	1912	1	RMS	1911	-25.29	-13	Pass	2
1912	1920	1	RMS	1912.02	-29.01	-13	Pass	401



2. LTE_Band4

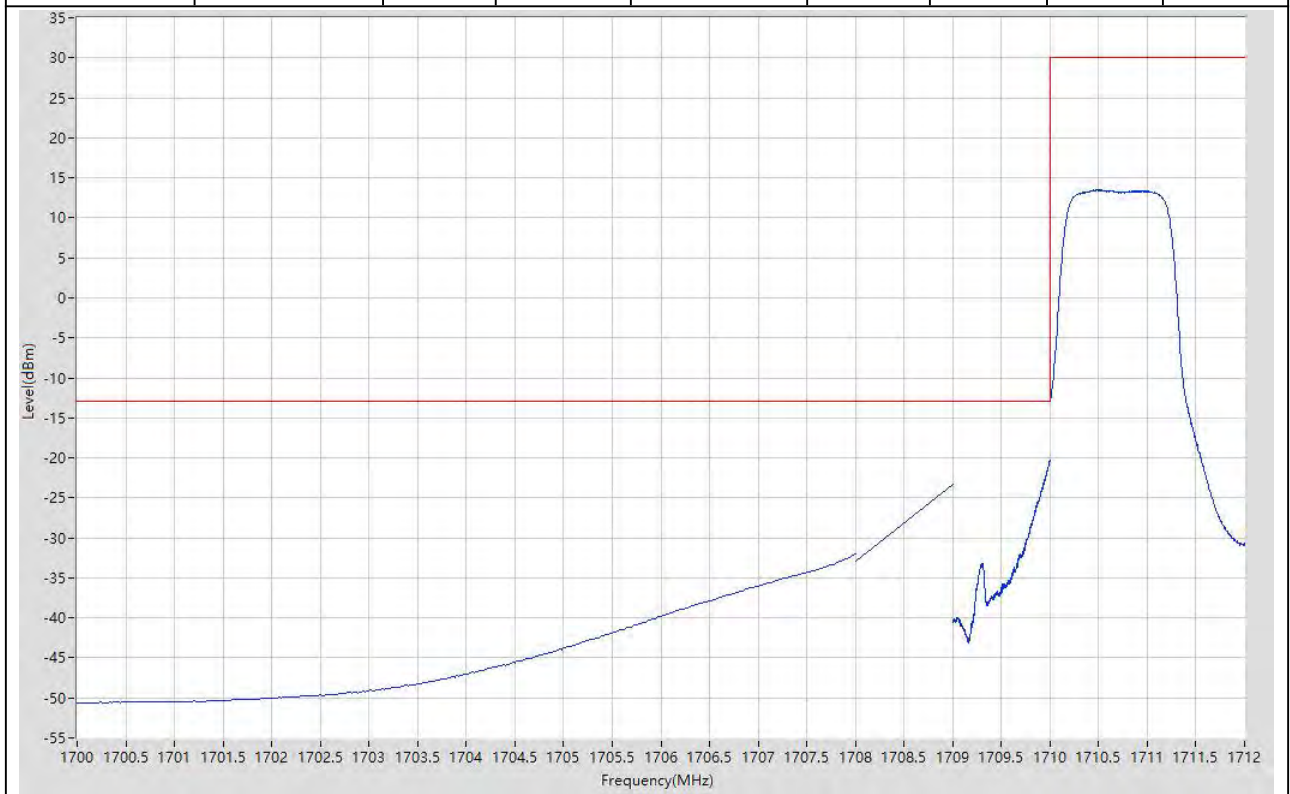
2.1. LTE Band Edge_Part22-24-27(NTNV)(Subtest:1, Channel:19957, Bandwidth:1.4, Modulation:QPSK, RB Number: 1, RB Position:LOW)

Start Frequency (MHz)	Stop Frequency (MHz)	RBW (MHz)	Detector	Frequency (MHz)	Power (dBm)	Limit (dBm)	Verdict	Sweep Point
1700	1708	1	RMS	1708	-38.77	-13	Pass	401
1708	1709	1	RMS	1709	-19.53	-13	Pass	2
1709	1710	0.02	RMS	1709.998	-15.57	-13	Pass	401
1710	1712	0.1	RMS	1710.265	21.3	30	Pass	401



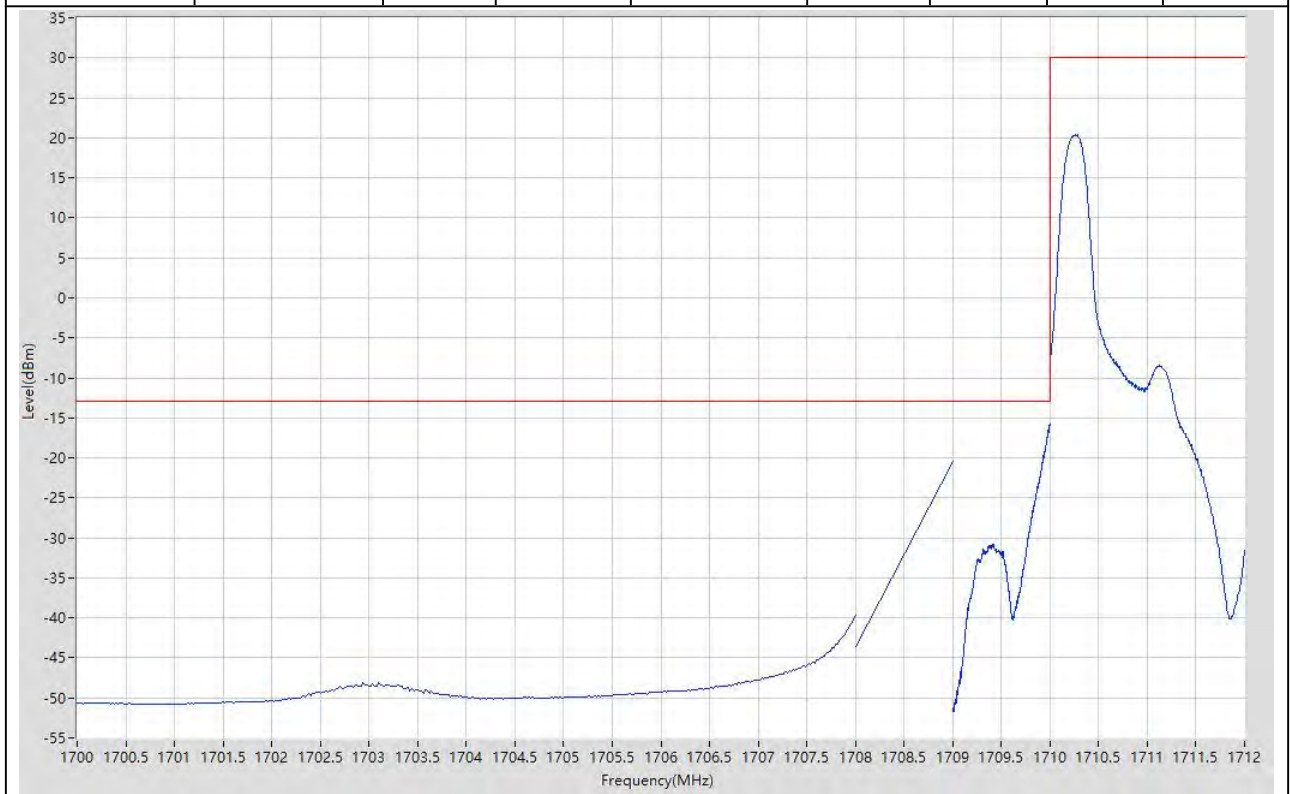
2.2. LTE Band Edge_Part22-24-27(NTNV)(Subtest:2, Channel:19957, Bandwidth:1.4, Modulation:QPSK, RB Number: 6, RB Position:LOW)

Start Frequency (MHz)	Stop Frequency (MHz)	RBW (MHz)	Detector	Frequency (MHz)	Power (dBm)	Limit (dBm)	Verdict	Sweep Point
1700	1708	1	RMS	1708	-31.96	-13	Pass	401
1708	1709	1	RMS	1709	-23.33	-13	Pass	2
1709	1710	0.02	RMS	1709.998	-20.27	-13	Pass	401
1710	1712	0.1	RMS	1710.5	13.49	30	Pass	401



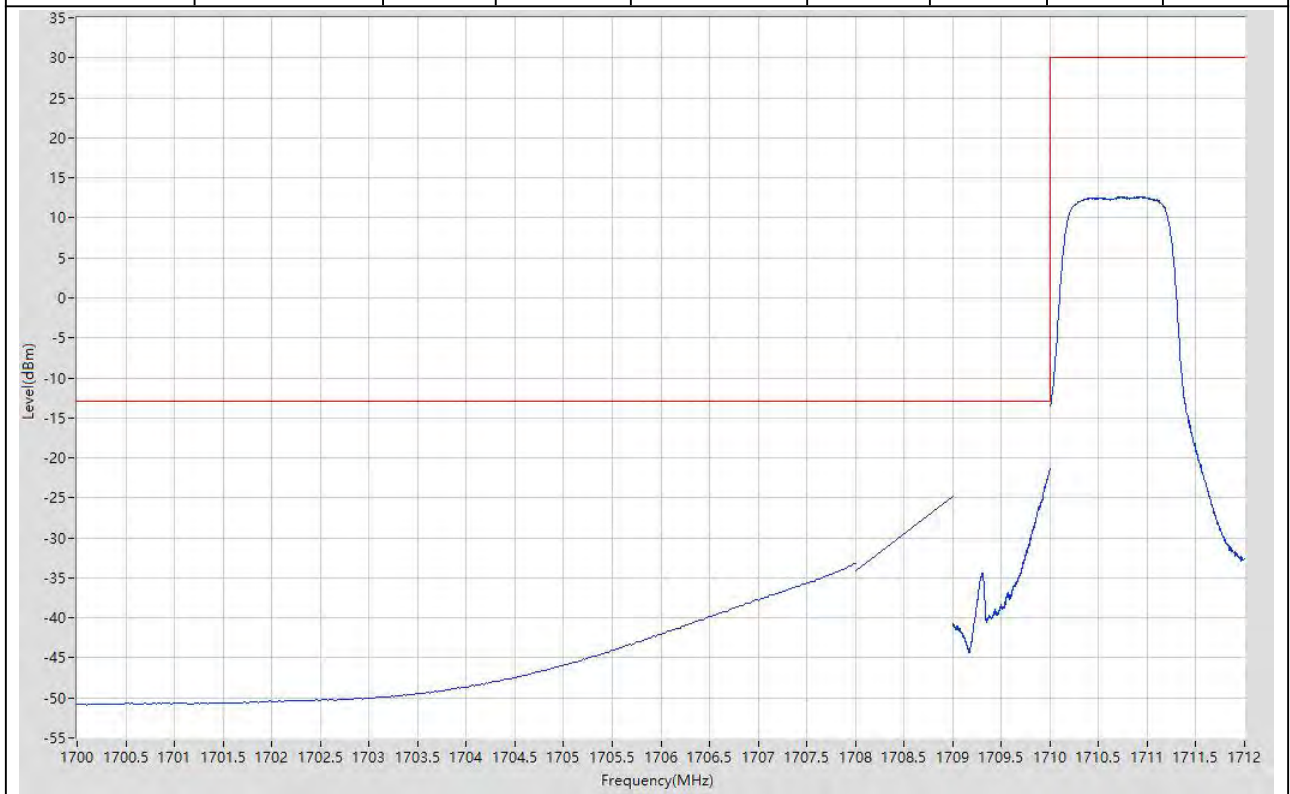
2.3. LTE Band Edge_Part22-24-27(NTNV)(Subtest:3, Channel:19957, Bandwidth:1.4, Modulation:Q16, RB Number: 1, RB Position:LOW)

Start Frequency (MHz)	Stop Frequency (MHz)	RBW (MHz)	Detector	Frequency (MHz)	Power (dBm)	Limit (dBm)	Verdict	Sweep Point
1700	1708	1	RMS	1708	-39.68	-13	Pass	401
1708	1709	1	RMS	1709	-20.44	-13	Pass	2
1709	1710	0.02	RMS	1710	-15.77	-13	Pass	401
1710	1712	0.1	RMS	1710.26	20.42	30	Pass	401



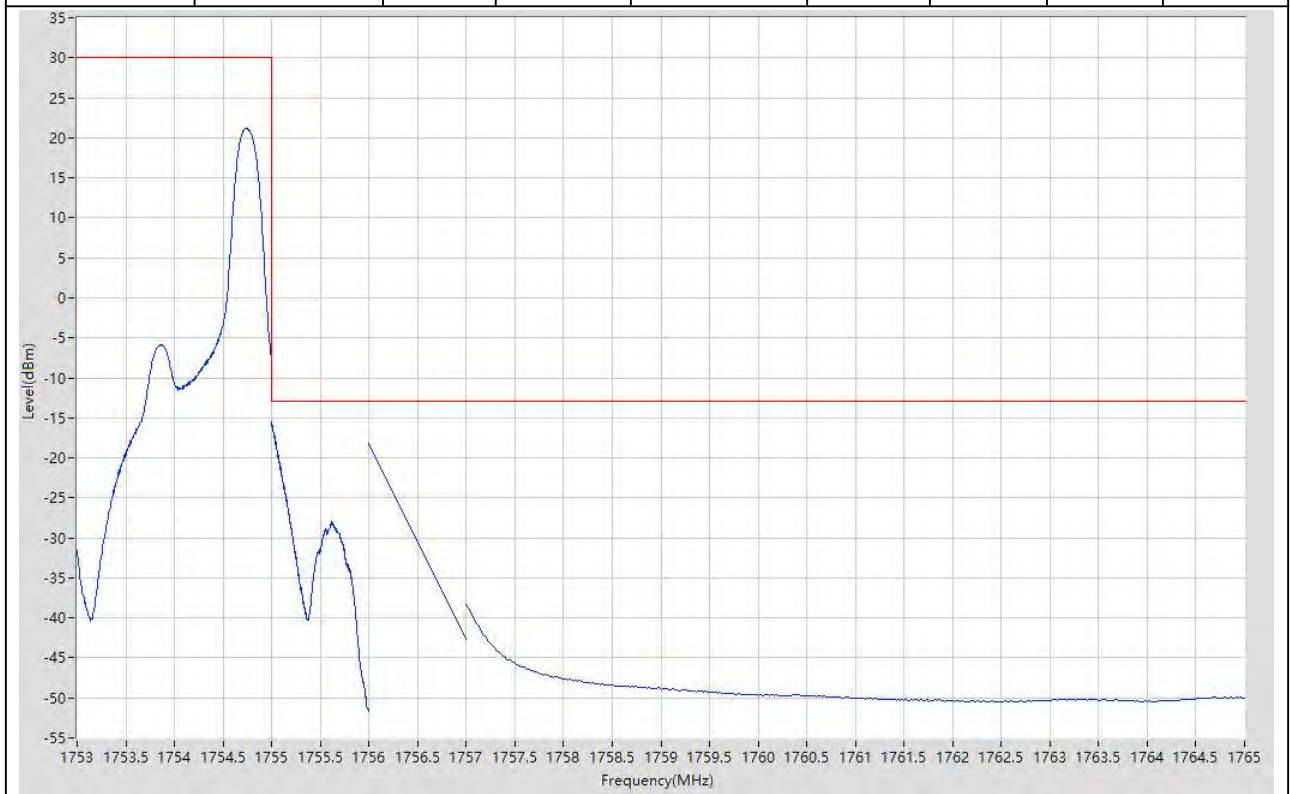
2.4. LTE Band Edge_Part22-24-27(NTNV)(Subtest:4, Channel:19957, Bandwidth:1.4, Modulation:Q16, RB Number: 6, RB Position:LOW)

Start Frequency (MHz)	Stop Frequency (MHz)	RBW (MHz)	Detector	Frequency (MHz)	Power (dBm)	Limit (dBm)	Verdict	Sweep Point
1700	1708	1	RMS	1708	-33.19	-13	Pass	401
1708	1709	1	RMS	1709	-24.87	-13	Pass	2
1709	1710	0.02	RMS	1710	-21.39	-13	Pass	401
1710	1712	0.1	RMS	1710.96	12.62	30	Pass	401



2.5. LTE Band Edge_Part22-24-27(NTNV)(Subtest:5, Channel:20393, Bandwidth:1.4, Modulation:QPSK, RB Number: 1, RB Position:HIGH)

Start Frequency (MHz)	Stop Frequency (MHz)	RBW (MHz)	Detector	Frequency (MHz)	Power (dBm)	Limit (dBm)	Verdict	Sweep Point
1753	1755	0.1	RMS	1754.745	21.14	30	Pass	401
1755	1756	0.02	RMS	1755.003	-15.53	-13	Pass	401
1756	1757	1	RMS	1756	-18.18	-13	Pass	2
1757	1765	1	RMS	1757	-38.28	-13	Pass	401



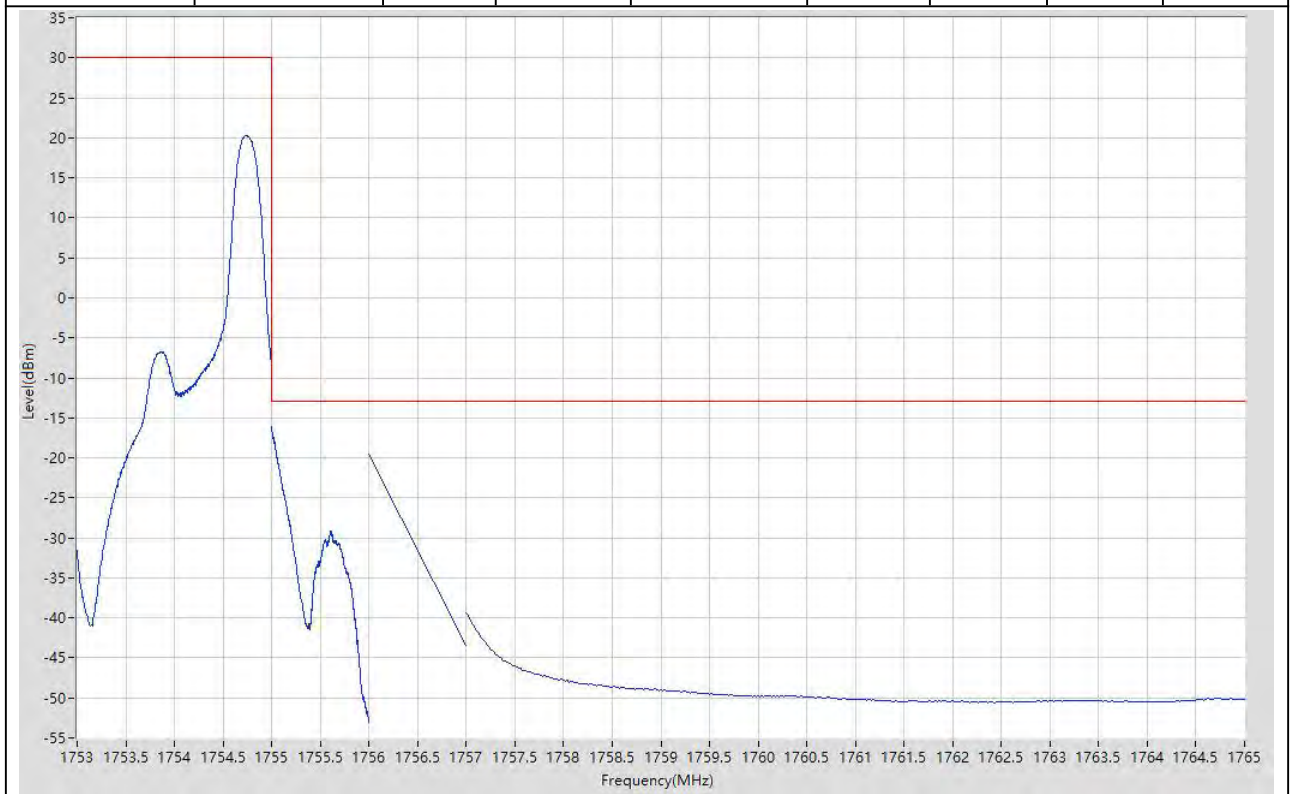
2.6. LTE Band Edge_Part22-24-27(NTNV)(Subtest:6, Channel:20393, Bandwidth:1.4, Modulation:QPSK, RB Number: 6, RB Position:HIGH)

Start Frequency (MHz)	Stop Frequency (MHz)	RBW (MHz)	Detector	Frequency (MHz)	Power (dBm)	Limit (dBm)	Verdict	Sweep Point
1753	1755	0.1	RMS	1754.44	13.49	30	Pass	401
1755	1756	0.02	RMS	1755	-20.47	-13	Pass	401
1756	1757	1	RMS	1756	-23.63	-13	Pass	2
1757	1765	1	RMS	1757	-31.7	-13	Pass	401



2.7. LTE Band Edge_Part22-24-27(NTNV)(Subtest:7, Channel:20393, Bandwidth:1.4, Modulation:Q16, RB Number: 1, RB Position:HIGH)

Start Frequency (MHz)	Stop Frequency (MHz)	RBW (MHz)	Detector	Frequency (MHz)	Power (dBm)	Limit (dBm)	Verdict	Sweep Point
1753	1755	0.1	RMS	1754.725	20.3	30	Pass	401
1755	1756	0.02	RMS	1755	-16.15	-13	Pass	401
1756	1757	1	RMS	1756	-19.6	-13	Pass	2
1757	1765	1	RMS	1757	-39.33	-13	Pass	401



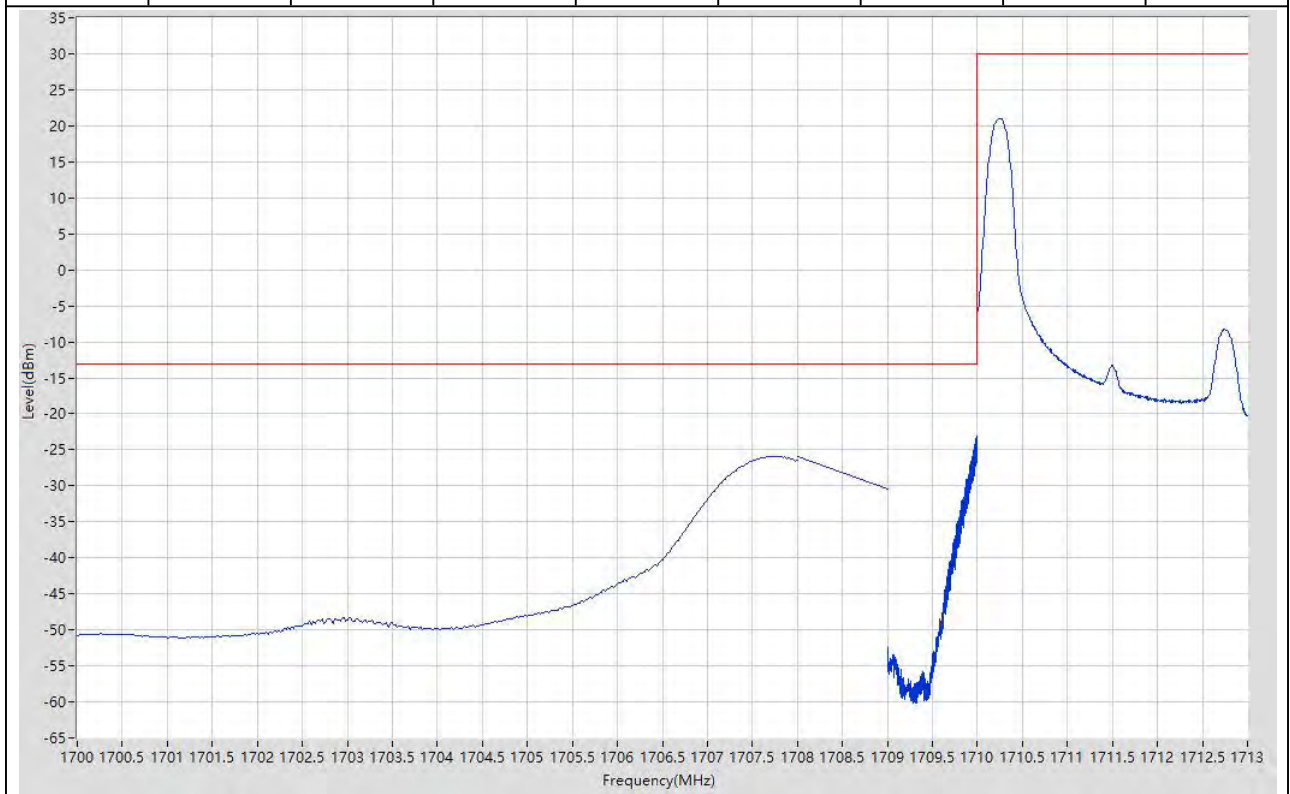
2.8. LTE Band Edge_Part22-24-27(NTNV)(Subtest:8, Channel:20393, Bandwidth:1.4, Modulation:Q16, RB Number: 6, RB Position:HIGH)

Start Frequency (MHz)	Stop Frequency (MHz)	RBW (MHz)	Detector	Frequency (MHz)	Power (dBm)	Limit (dBm)	Verdict	Sweep Point
1753	1755	0.1	RMS	1754.175	12.55	30	Pass	401
1755	1756	0.02	RMS	1755.003	-21.45	-13	Pass	401
1756	1757	1	RMS	1756	-24.89	-13	Pass	2
1757	1765	1	RMS	1757	-32.89	-13	Pass	401



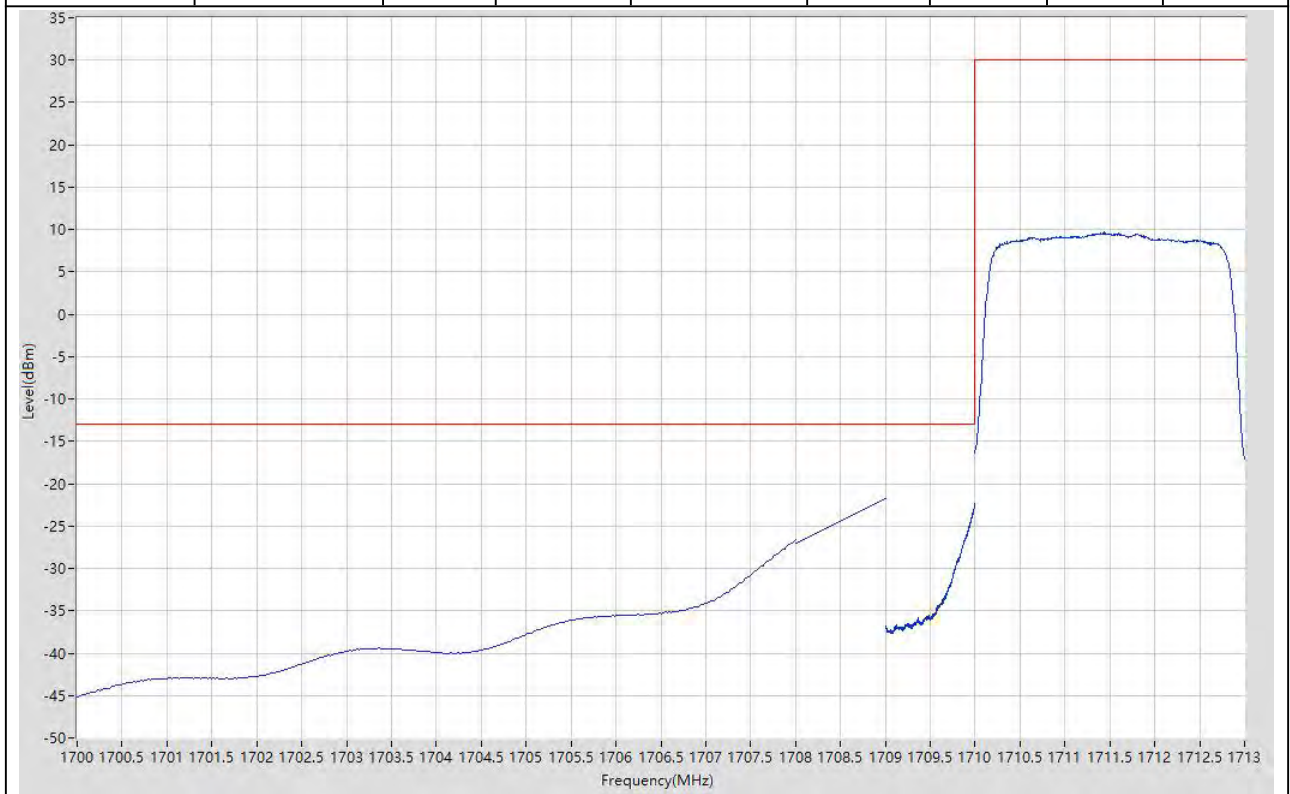
2.9. LTE Band Edge_Part22-24-27(NTNV)(Subtest:9, Channel:19965, Bandwidth:3, Modulation:QPSK, RB Number: 1, RB Position:LOW)

Start Frequency (MHz)	Stop Frequency (MHz)	RBW (MHz)	Detector	Frequency (MHz)	Power (dBm)	Limit (dBm)	Verdict	Sweep Point
1700	1708	1	RMS	1707.76	-25.87	-13	Pass	401
1708	1709	1	RMS	1708	-25.91	-13	Pass	2
1709	1710	0.002	RMS	1709.988	-23.02	-13	Pass	501
1710	1713	0.1	RMS	1710.255	21.06	30	Pass	401



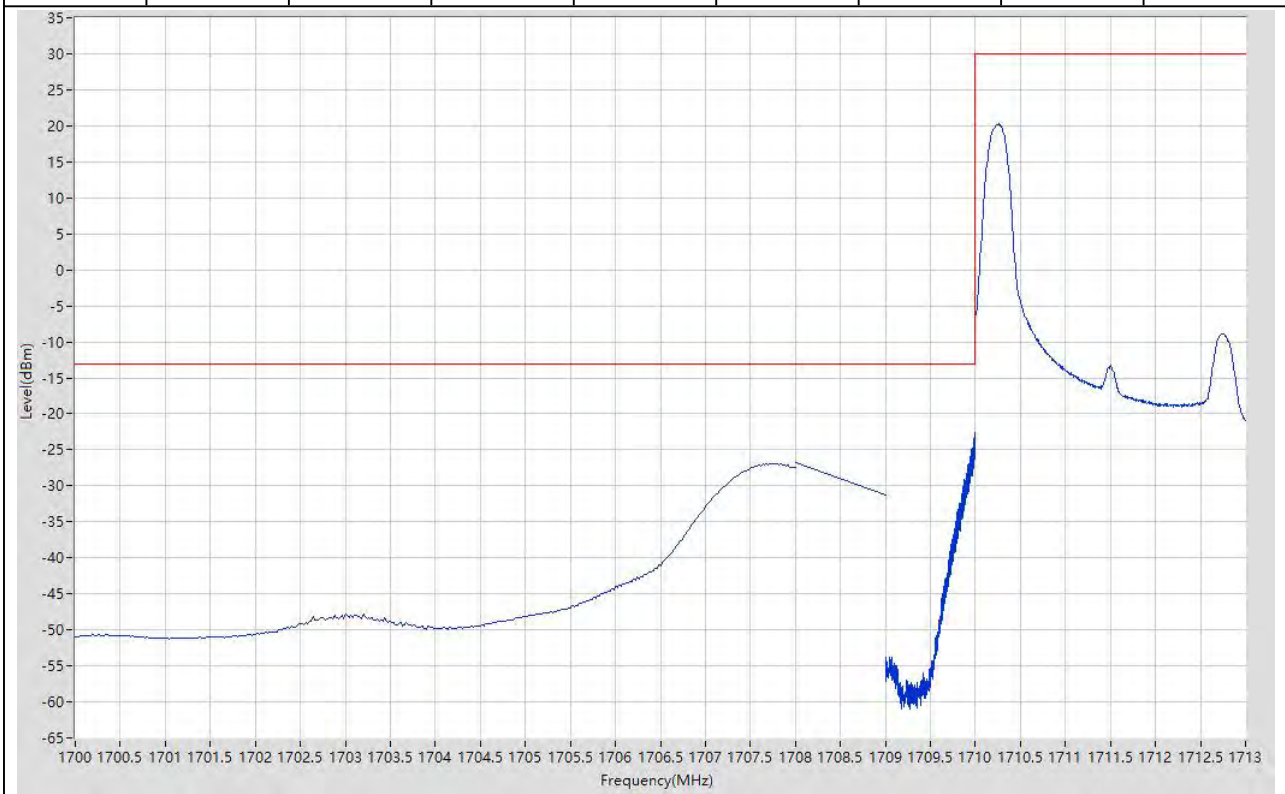
2.10. LTE Band Edge_Part22-24-27(NTNV)(Subtest:10, Channel:19965, Bandwidth:3, Modulation:QPSK, RB Number: 15, RB Position:LOW)

Start Frequency (MHz)	Stop Frequency (MHz)	RBW (MHz)	Detector	Frequency (MHz)	Power (dBm)	Limit (dBm)	Verdict	Sweep Point
1700	1708	1	RMS	1708	-26.58	-13	Pass	401
1708	1709	1	RMS	1709	-21.8	-13	Pass	2
1709	1710	0.03	RMS	1709.998	-22.31	-13	Pass	401
1710	1713	0.1	RMS	1711.433	9.68	30	Pass	401



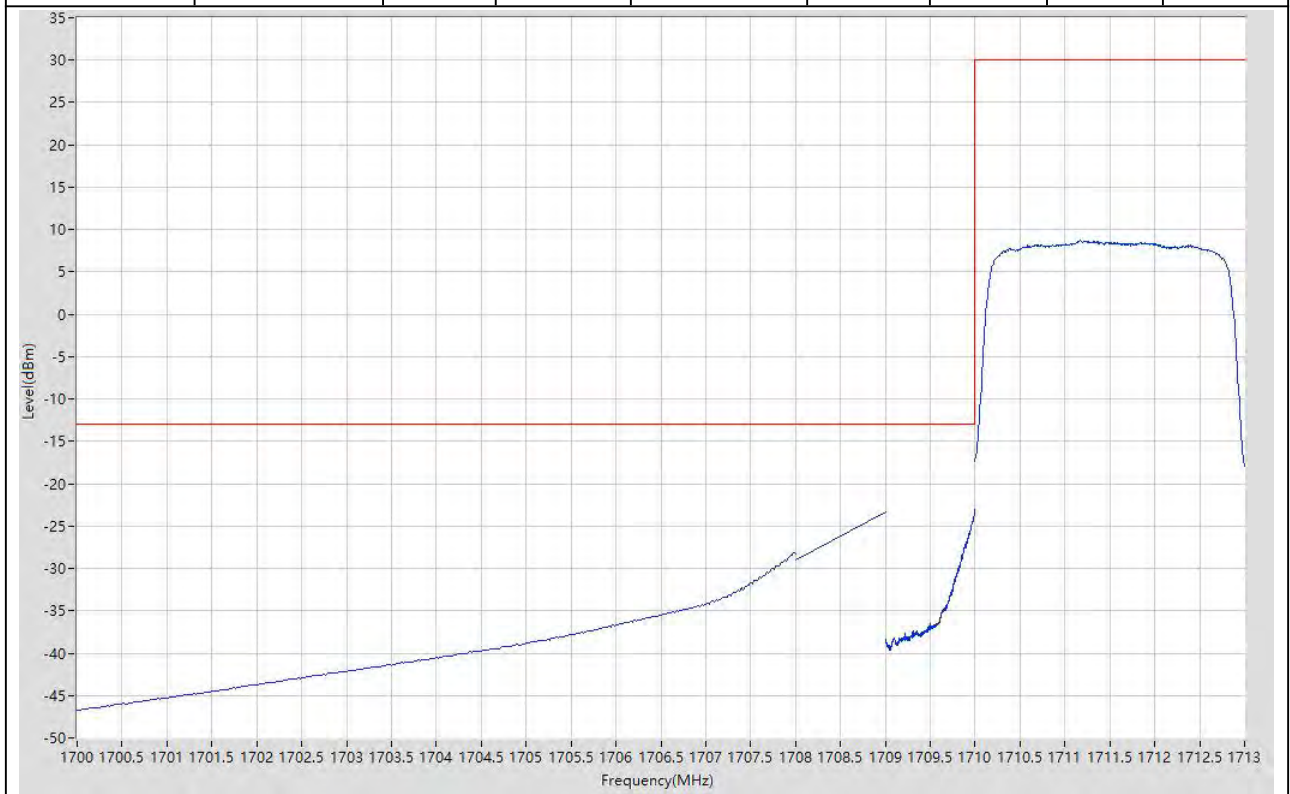
2.11. LTE Band Edge_Part22-24-27(NTNV)(Subtest:11, Channel:19965, Bandwidth:3, Modulation:Q16, RB Number: 1, RB Position:LOW)

Start Frequency (MHz)	Stop Frequency (MHz)	RBW (MHz)	Detector	Frequency (MHz)	Power (dBm)	Limit (dBm)	Verdict	Sweep Point
1700	1708	1	RMS	1707.76	-26.91	-13	Pass	401
1708	1709	1	RMS	1708	-26.82	-13	Pass	2
1709	1710	0.002	RMS	1709.988	-22.67	-13	Pass	501
1710	1713	0.1	RMS	1710.255	20.23	30	Pass	401



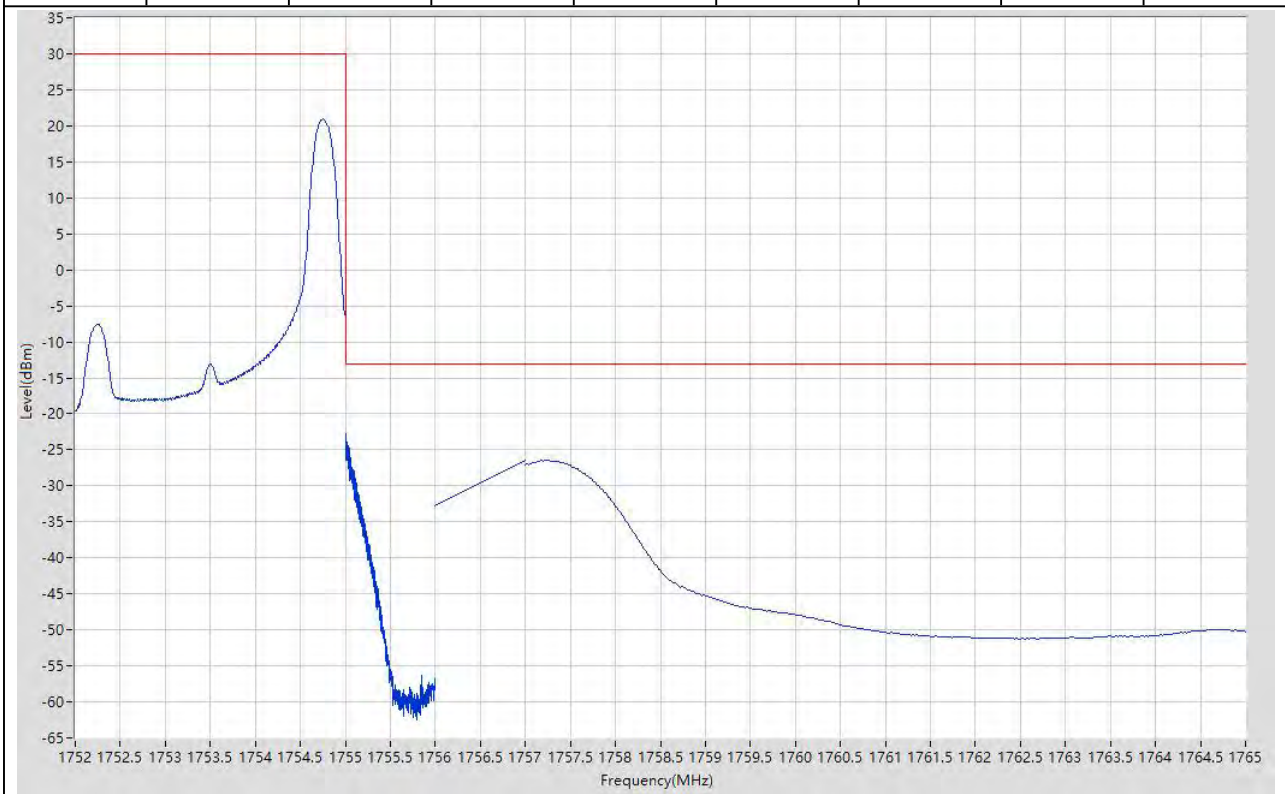
2.12. LTE Band Edge_Part22-24-27(NTNV)(Subtest:12, Channel:19965, Bandwidth:3, Modulation:Q16, RB Number: 15, RB Position:LOW)

Start Frequency (MHz)	Stop Frequency (MHz)	RBW (MHz)	Detector	Frequency (MHz)	Power (dBm)	Limit (dBm)	Verdict	Sweep Point
1700	1708	1	RMS	1707.98	-28.19	-13	Pass	401
1708	1709	1	RMS	1709	-23.28	-13	Pass	2
1709	1710	0.03	RMS	1710	-23.04	-13	Pass	401
1710	1713	0.1	RMS	1711.17	8.71	30	Pass	401



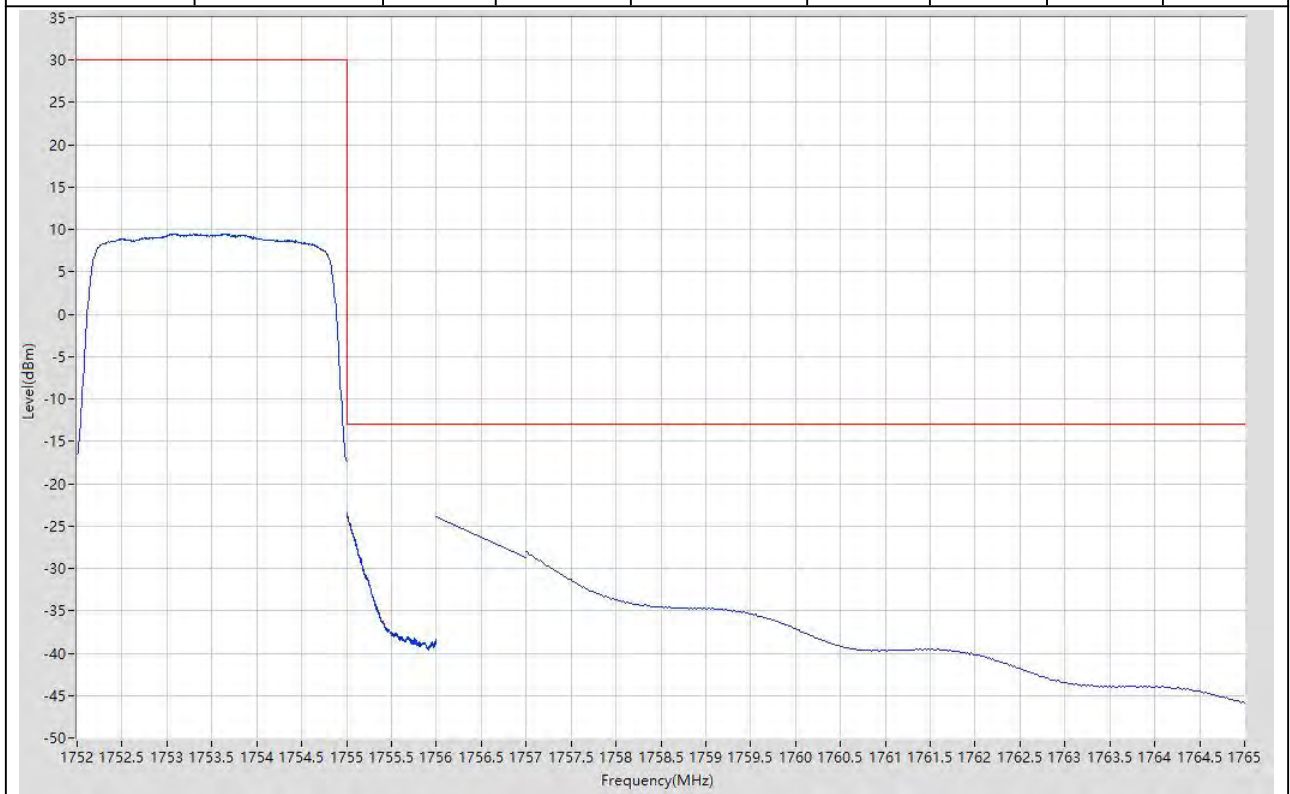
2.13. LTE Band Edge_Part22-24-27(NTNV)(Subtest:13, Channel:20385, Bandwidth:3, Modulation:QPSK, RB Number: 1, RB Position:HIGH)

Start Frequency (MHz)	Stop Frequency (MHz)	RBW (MHz)	Detector	Frequency (MHz)	Power (dBm)	Limit (dBm)	Verdict	Sweep Point
1752	1755	0.1	RMS	1754.753	20.9	30	Pass	401
1755	1756	0.002	RMS	1755	-22.73	-13	Pass	501
1756	1757	1	RMS	1757	-26.39	-13	Pass	2
1757	1765	1	RMS	1757.18	-26.49	-13	Pass	401



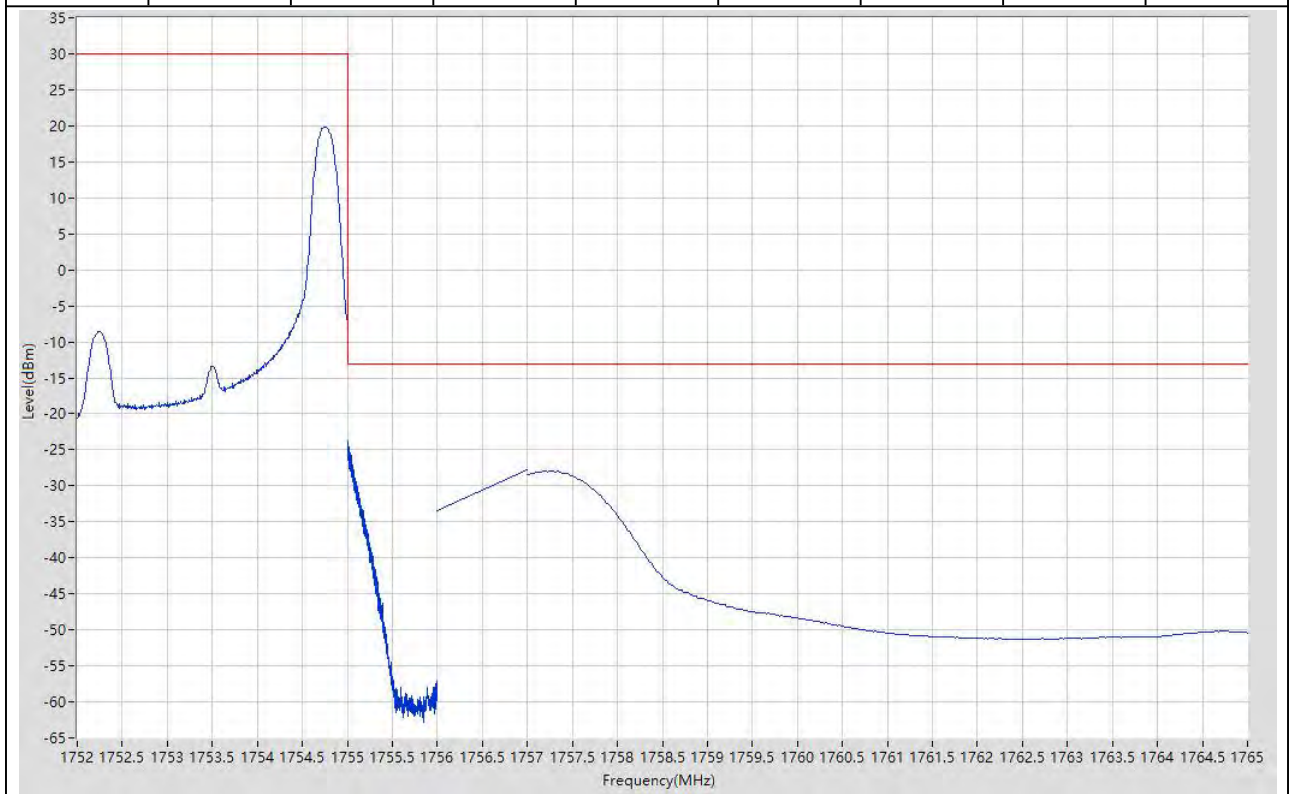
2.14. LTE Band Edge_Part22-24-27(NTNV)(Subtest:14, Channel:20385, Bandwidth:3, Modulation:QPSK, RB Number: 15, RB Position:HIGH)

Start Frequency (MHz)	Stop Frequency (MHz)	RBW (MHz)	Detector	Frequency (MHz)	Power (dBm)	Limit (dBm)	Verdict	Sweep Point
1752	1755	0.1	RMS	1753.68	9.5	30	Pass	401
1755	1756	0.03	RMS	1755	-23.45	-13	Pass	401
1756	1757	1	RMS	1756	-23.95	-13	Pass	2
1757	1765	1	RMS	1757	-28.05	-13	Pass	401



2.15. LTE Band Edge_Part22-24-27(NTNV)(Subtest:15, Channel:20385, Bandwidth:3, Modulation:Q16, RB Number: 1, RB Position:HIGH)

Start Frequency (MHz)	Stop Frequency (MHz)	RBW (MHz)	Detector	Frequency (MHz)	Power (dBm)	Limit (dBm)	Verdict	Sweep Point
1752	1755	0.1	RMS	1754.753	19.85	30	Pass	401
1755	1756	0.002	RMS	1755	-23.81	-13	Pass	501
1756	1757	1	RMS	1757	-27.82	-13	Pass	2
1757	1765	1	RMS	1757.26	-27.89	-13	Pass	401



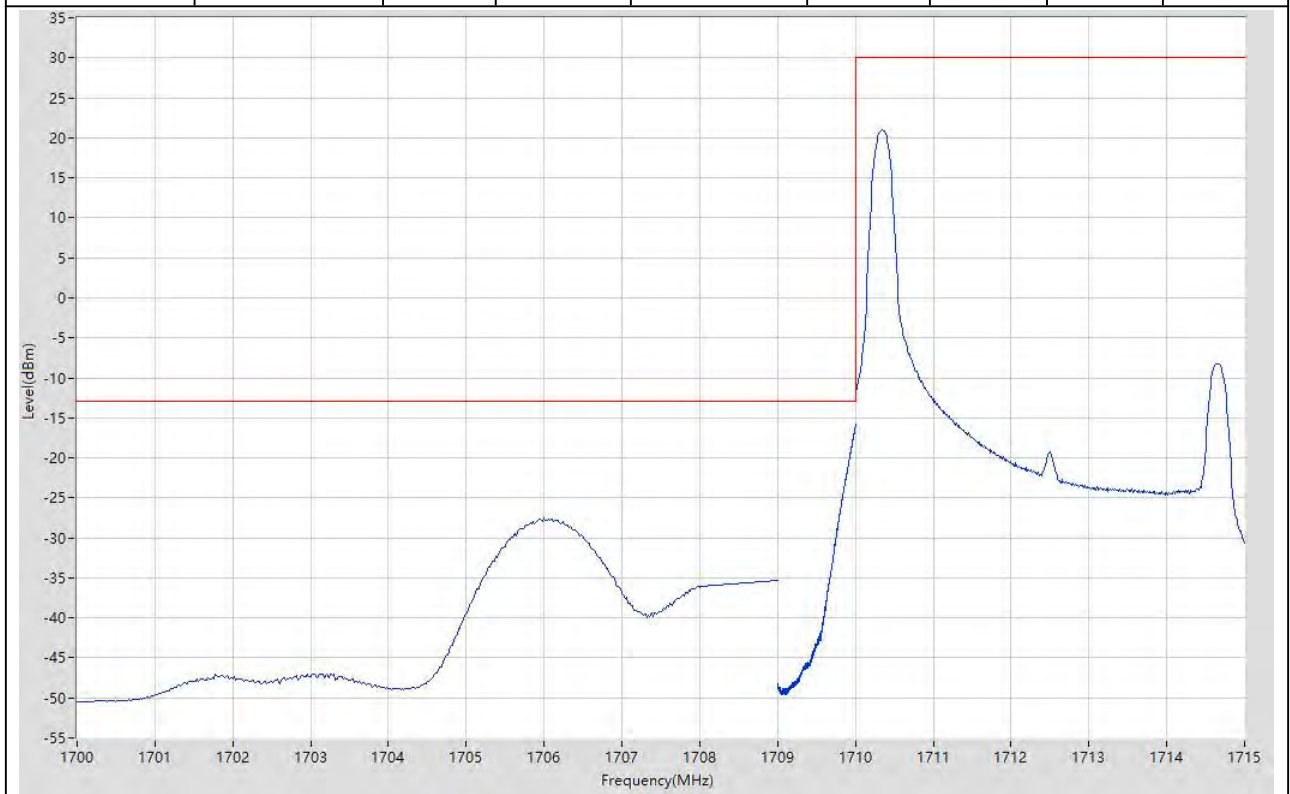
2.16. LTE Band Edge_Part22-24-27(NTNV)(Subtest:16, Channel:20385, Bandwidth:3, Modulation:Q16, RB Number: 15, RB Position:HIGH)

Start Frequency (MHz)	Stop Frequency (MHz)	RBW (MHz)	Detector	Frequency (MHz)	Power (dBm)	Limit (dBm)	Verdict	Sweep Point
1752	1755	0.1	RMS	1753.568	8.49	30	Pass	401
1755	1756	0.03	RMS	1755.003	-23.84	-13	Pass	401
1756	1757	1	RMS	1756	-24.73	-13	Pass	2
1757	1765	1	RMS	1757	-29.14	-13	Pass	401



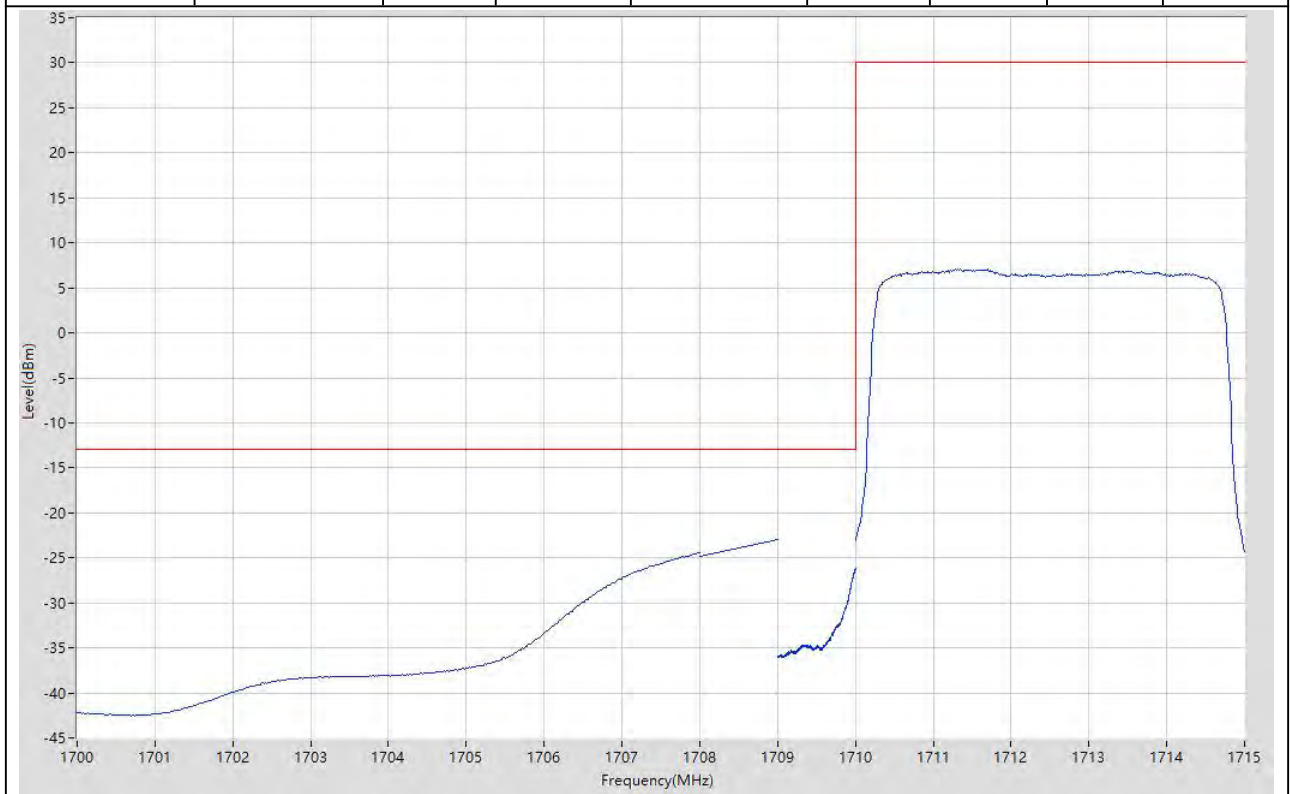
2.17. LTE Band Edge_Part22-24-27(NTNV)(Subtest:17, Channel:19975, Bandwidth:5, Modulation:QPSK, RB Number: 1, RB Position:LOW)

Start Frequency (MHz)	Stop Frequency (MHz)	RBW (MHz)	Detector	Frequency (MHz)	Power (dBm)	Limit (dBm)	Verdict	Sweep Point
1700	1708	1	RMS	1706	-27.58	-13	Pass	401
1708	1709	1	RMS	1709	-35.28	-13	Pass	2
1709	1710	0.051	RMS	1710	-15.85	-13	Pass	401
1710	1715	0.1	RMS	1710.35	20.97	30	Pass	401



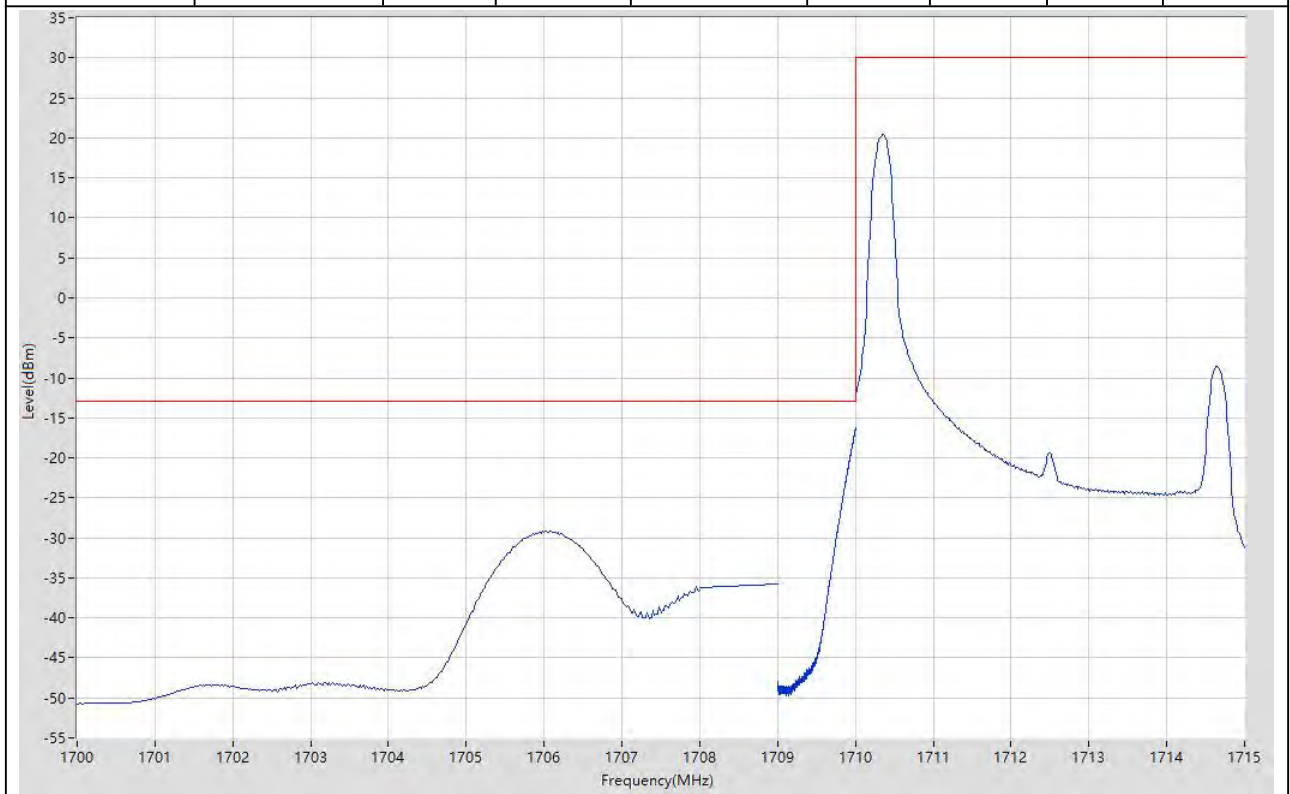
2.18. LTE Band Edge_Part22-24-27(NTNV)(Subtest:18, Channel:19975, Bandwidth:5, Modulation:QPSK, RB Number: 25, RB Position:LOW)

Start Frequency (MHz)	Stop Frequency (MHz)	RBW (MHz)	Detector	Frequency (MHz)	Power (dBm)	Limit (dBm)	Verdict	Sweep Point
1700	1708	1	RMS	1708	-24.44	-13	Pass	401
1708	1709	1	RMS	1709	-22.99	-13	Pass	2
1709	1710	0.051	RMS	1709.998	-26.22	-13	Pass	401
1710	1715	0.1	RMS	1711.313	7.1	30	Pass	401



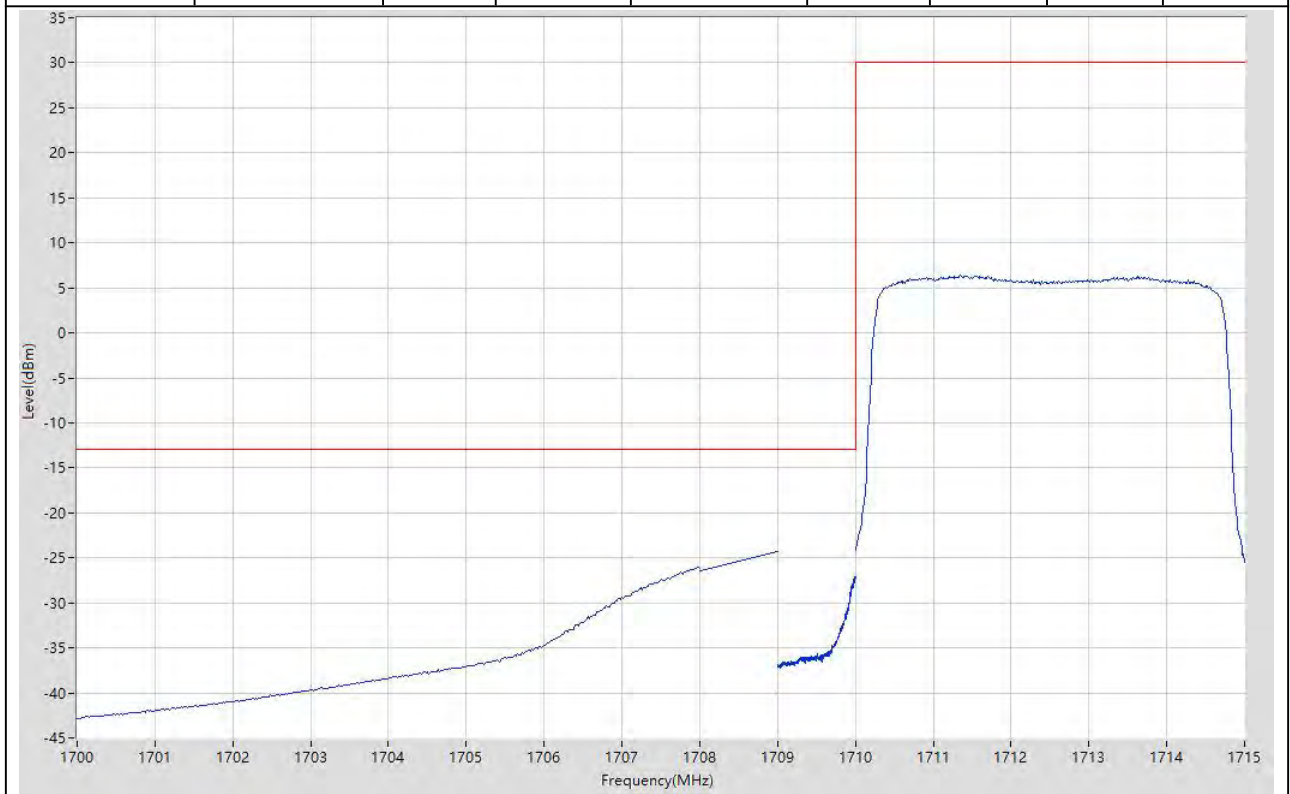
2.19. LTE Band Edge_Part22-24-27(NTNV)(Subtest:19, Channel:19975, Bandwidth:5, Modulation:Q16, RB Number: 1, RB Position:LOW)

Start Frequency (MHz)	Stop Frequency (MHz)	RBW (MHz)	Detector	Frequency (MHz)	Power (dBm)	Limit (dBm)	Verdict	Sweep Point
1700	1708	1	RMS	1706.02	-29.14	-13	Pass	401
1708	1709	1	RMS	1709	-35.81	-13	Pass	2
1709	1710	0.051	RMS	1710	-16.26	-13	Pass	401
1710	1715	0.1	RMS	1710.363	20.46	30	Pass	401



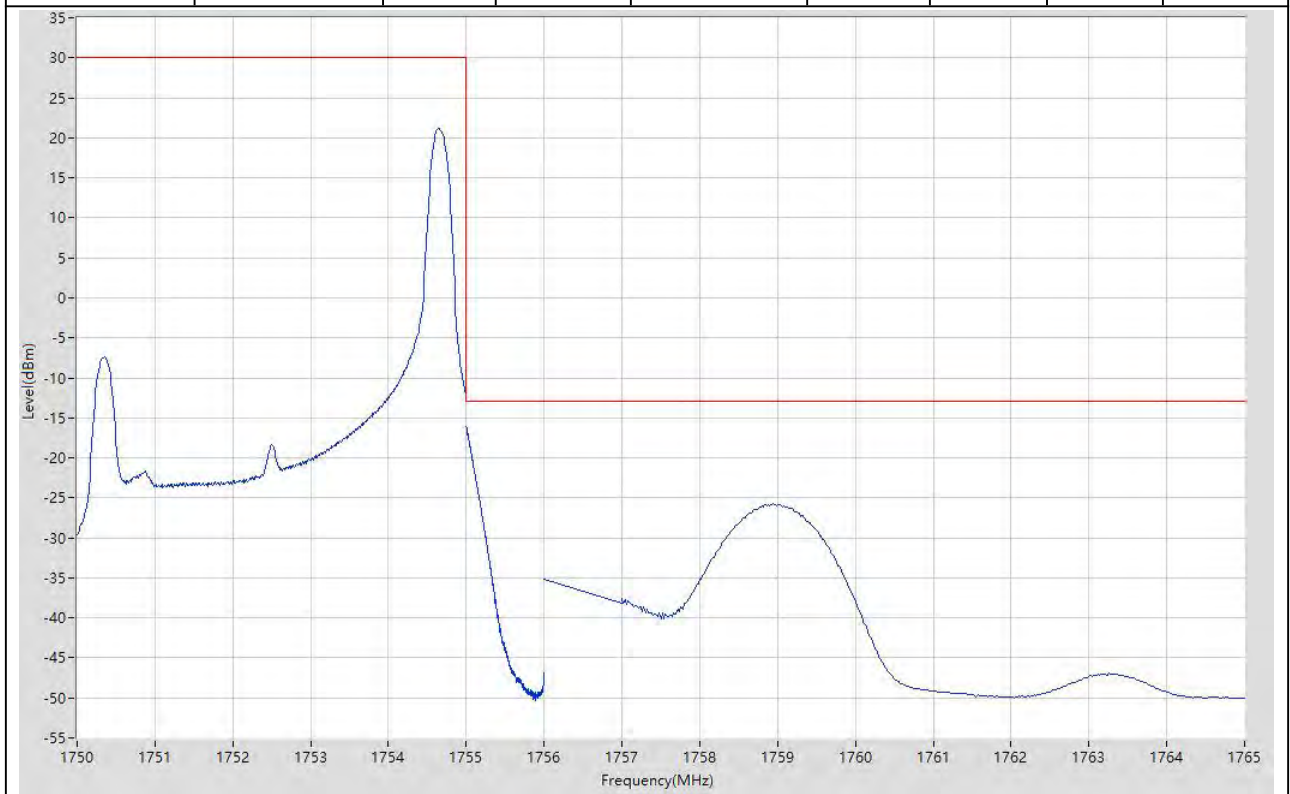
2.20. LTE Band Edge_Part22-24-27(NTNV)(Subtest:20, Channel:19975, Bandwidth:5, Modulation:Q16, RB Number: 25, RB Position:LOW)

Start Frequency (MHz)	Stop Frequency (MHz)	RBW (MHz)	Detector	Frequency (MHz)	Power (dBm)	Limit (dBm)	Verdict	Sweep Point
1700	1708	1	RMS	1707.98	-26.04	-13	Pass	401
1708	1709	1	RMS	1709	-24.27	-13	Pass	2
1709	1710	0.051	RMS	1710	-27.05	-13	Pass	401
1710	1715	0.1	RMS	1711.35	6.37	30	Pass	401



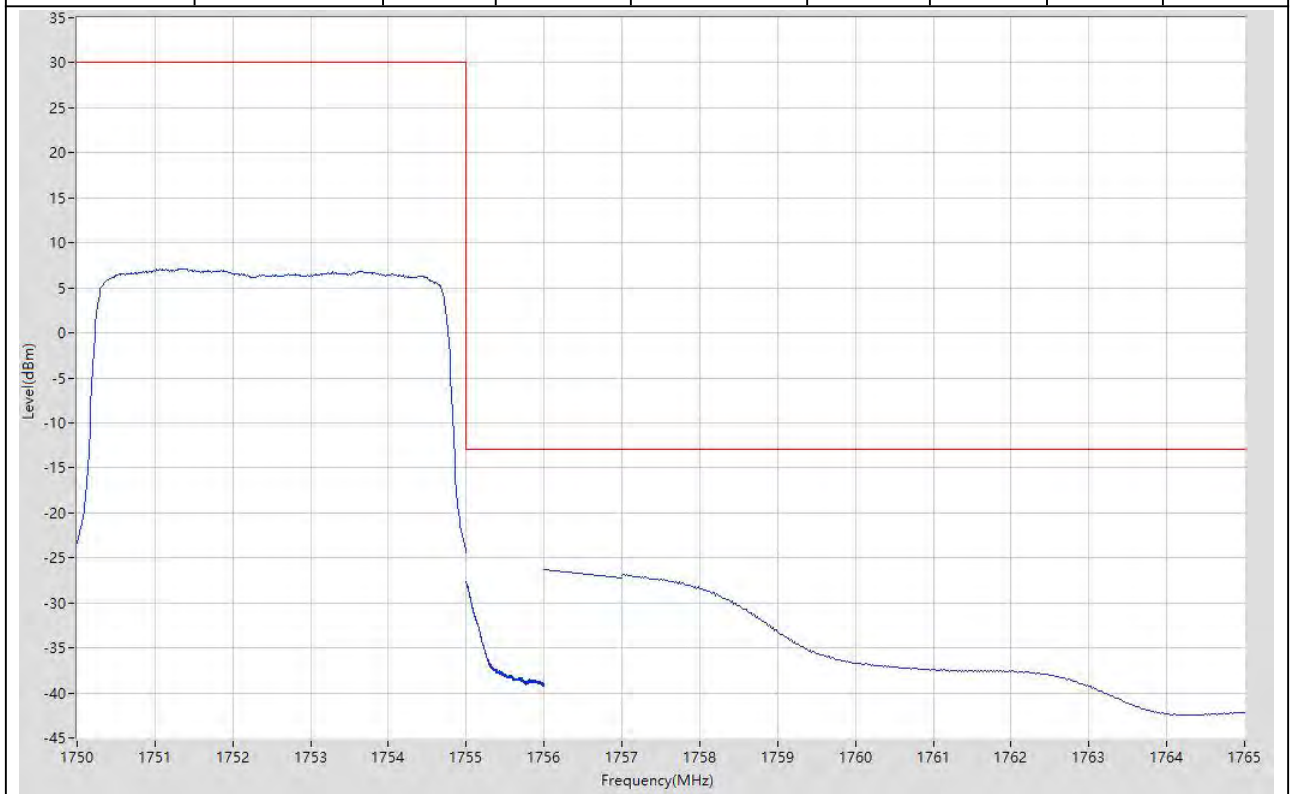
2.21. LTE Band Edge_Part22-24-27(NTNV)(Subtest:21, Channel:20375, Bandwidth:5, Modulation:QPSK, RB Number: 1, RB Position:HIGH)

Start Frequency (MHz)	Stop Frequency (MHz)	RBW (MHz)	Detector	Frequency (MHz)	Power (dBm)	Limit (dBm)	Verdict	Sweep Point
1750	1755	0.1	RMS	1754.663	21.11	30	Pass	401
1755	1756	0.051	RMS	1755	-16.12	-13	Pass	401
1756	1757	1	RMS	1756	-35.22	-13	Pass	2
1757	1765	1	RMS	1758.94	-25.75	-13	Pass	401



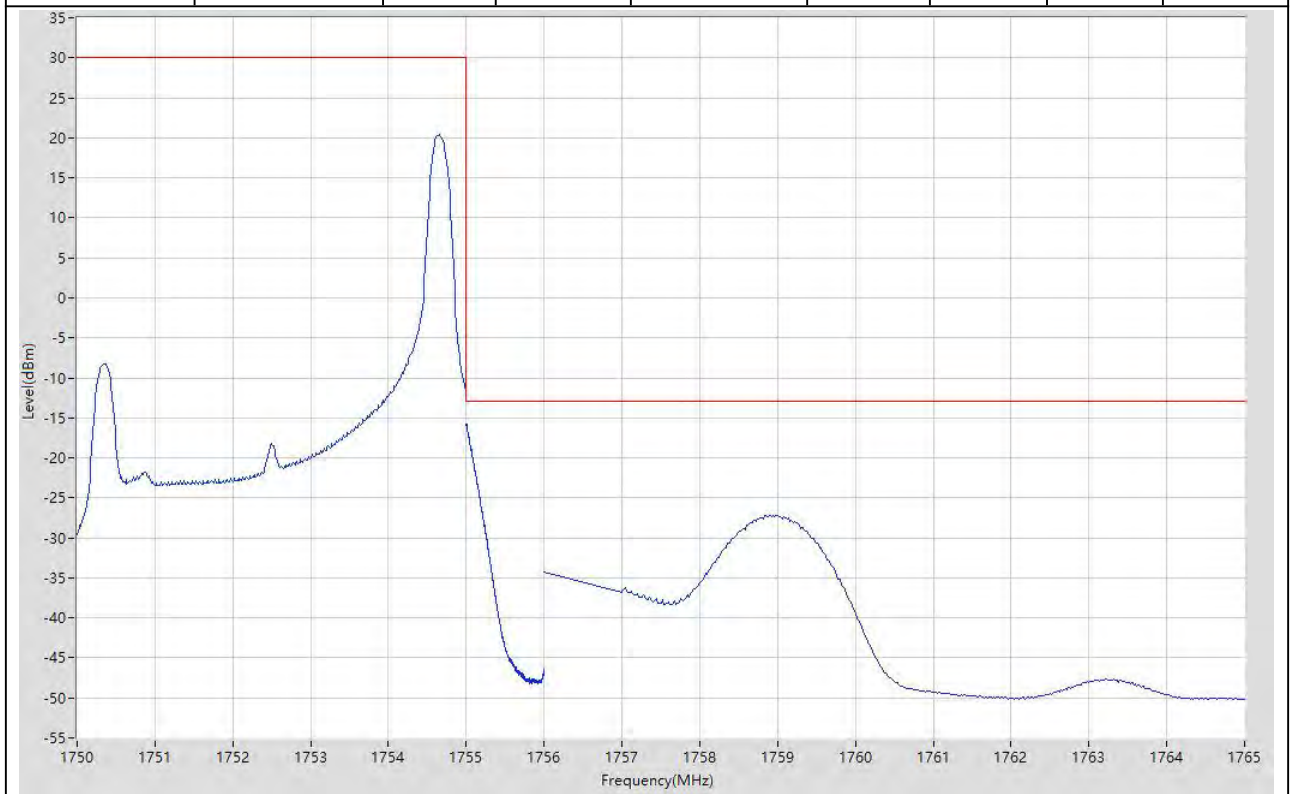
2.22. LTE Band Edge_Part22-24-27(NTNV)(Subtest:22, Channel:20375, Bandwidth:5, Modulation:QPSK, RB Number: 25, RB Position:HIGH)

Start Frequency (MHz)	Stop Frequency (MHz)	RBW (MHz)	Detector	Frequency (MHz)	Power (dBm)	Limit (dBm)	Verdict	Sweep Point
1750	1755	0.1	RMS	1751.4	7.11	30	Pass	401
1755	1756	0.051	RMS	1755.003	-27.64	-13	Pass	401
1756	1757	1	RMS	1756	-26.35	-13	Pass	2
1757	1765	1	RMS	1757.02	-26.79	-13	Pass	401



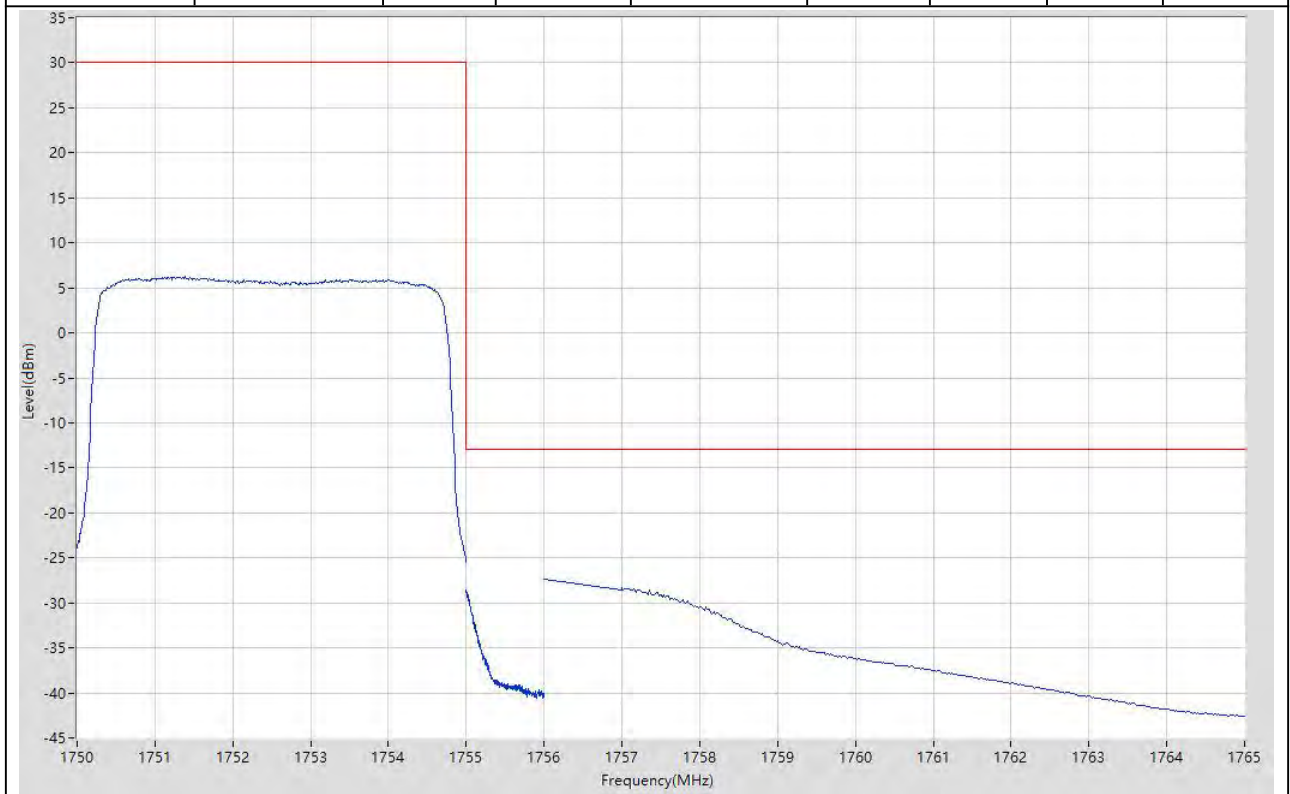
2.23. LTE Band Edge_Part22-24-27(NTNV)(Subtest:23, Channel:20375, Bandwidth:5, Modulation:Q16, RB Number: 1, RB Position:HIGH)

Start Frequency (MHz)	Stop Frequency (MHz)	RBW (MHz)	Detector	Frequency (MHz)	Power (dBm)	Limit (dBm)	Verdict	Sweep Point
1750	1755	0.1	RMS	1754.65	20.36	30	Pass	401
1755	1756	0.051	RMS	1755	-15.77	-13	Pass	401
1756	1757	1	RMS	1756	-34.2	-13	Pass	2
1757	1765	1	RMS	1758.9	-27.18	-13	Pass	401



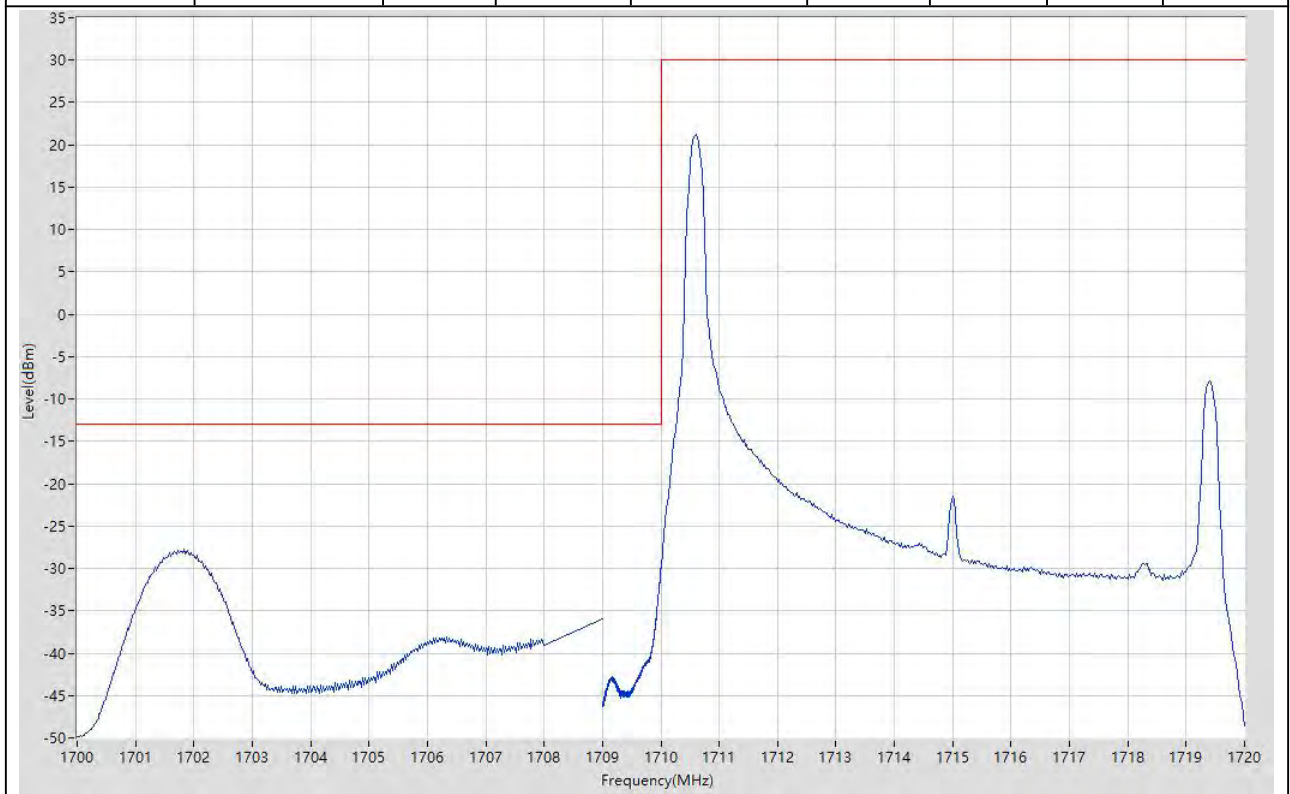
2.24. LTE Band Edge_Part22-24-27(NTNV)(Subtest:24, Channel:20375, Bandwidth:5, Modulation:Q16, RB Number: 25, RB Position:HIGH)

Start Frequency (MHz)	Stop Frequency (MHz)	RBW (MHz)	Detector	Frequency (MHz)	Power (dBm)	Limit (dBm)	Verdict	Sweep Point
1750	1755	0.1	RMS	1751.388	6.26	30	Pass	401
1755	1756	0.051	RMS	1755	-28.57	-13	Pass	401
1756	1757	1	RMS	1756	-27.43	-13	Pass	2
1757	1765	1	RMS	1757	-28.26	-13	Pass	401



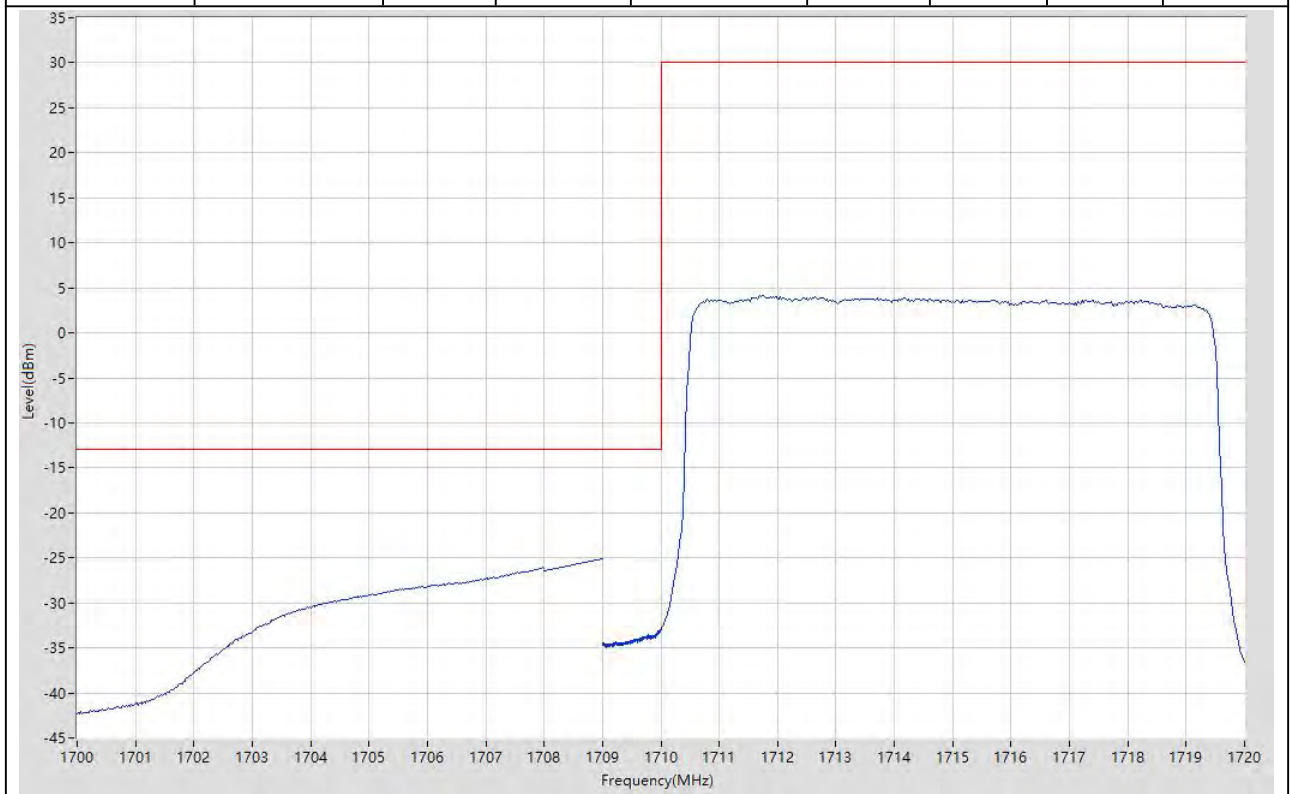
2.25. LTE Band Edge_Part22-24-27(NTNV)(Subtest:25, Channel:20000, Bandwidth:10, Modulation:QPSK, RB Number: 1, RB Position:LOW)

Start Frequency (MHz)	Stop Frequency (MHz)	RBW (MHz)	Detector	Frequency (MHz)	Power (dBm)	Limit (dBm)	Verdict	Sweep Point
1700	1708	1	RMS	1701.82	-27.72	-13	Pass	401
1708	1709	1	RMS	1709	-35.92	-13	Pass	2
1709	1710	0.1	RMS	1710	-29.78	-13	Pass	401
1710	1720	0.1	RMS	1710.6	21.19	30	Pass	401



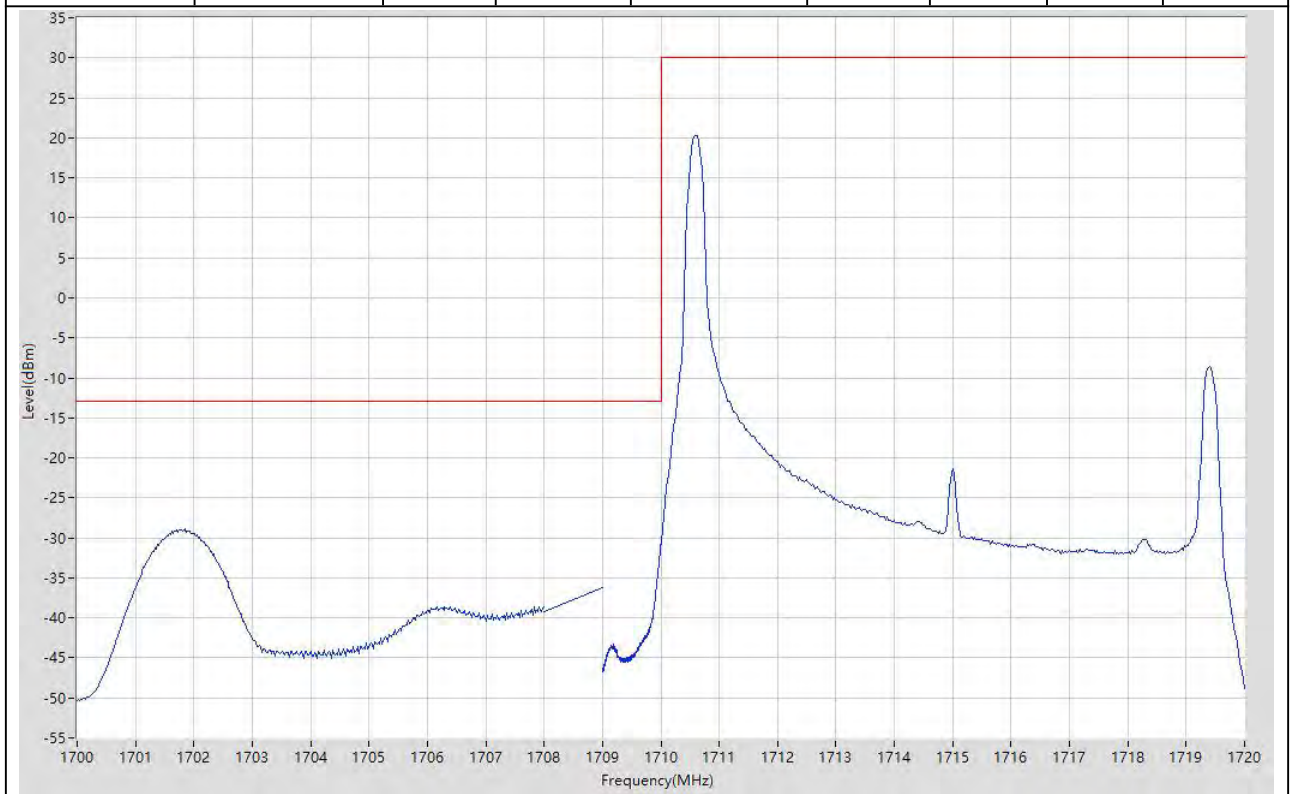
2.26. LTE Band Edge_Part22-24-27(NTNV)(Subtest:26, Channel:20000, Bandwidth:10, Modulation:QPSK, RB Number: 50, RB Position:LOW)

Start Frequency (MHz)	Stop Frequency (MHz)	RBW (MHz)	Detector	Frequency (MHz)	Power (dBm)	Limit (dBm)	Verdict	Sweep Point
1700	1708	1	RMS	1707.98	-26.09	-13	Pass	401
1708	1709	1	RMS	1709	-25.05	-13	Pass	2
1709	1710	0.1	RMS	1709.998	-32.98	-13	Pass	401
1710	1720	0.1	RMS	1711.7	4.15	30	Pass	401



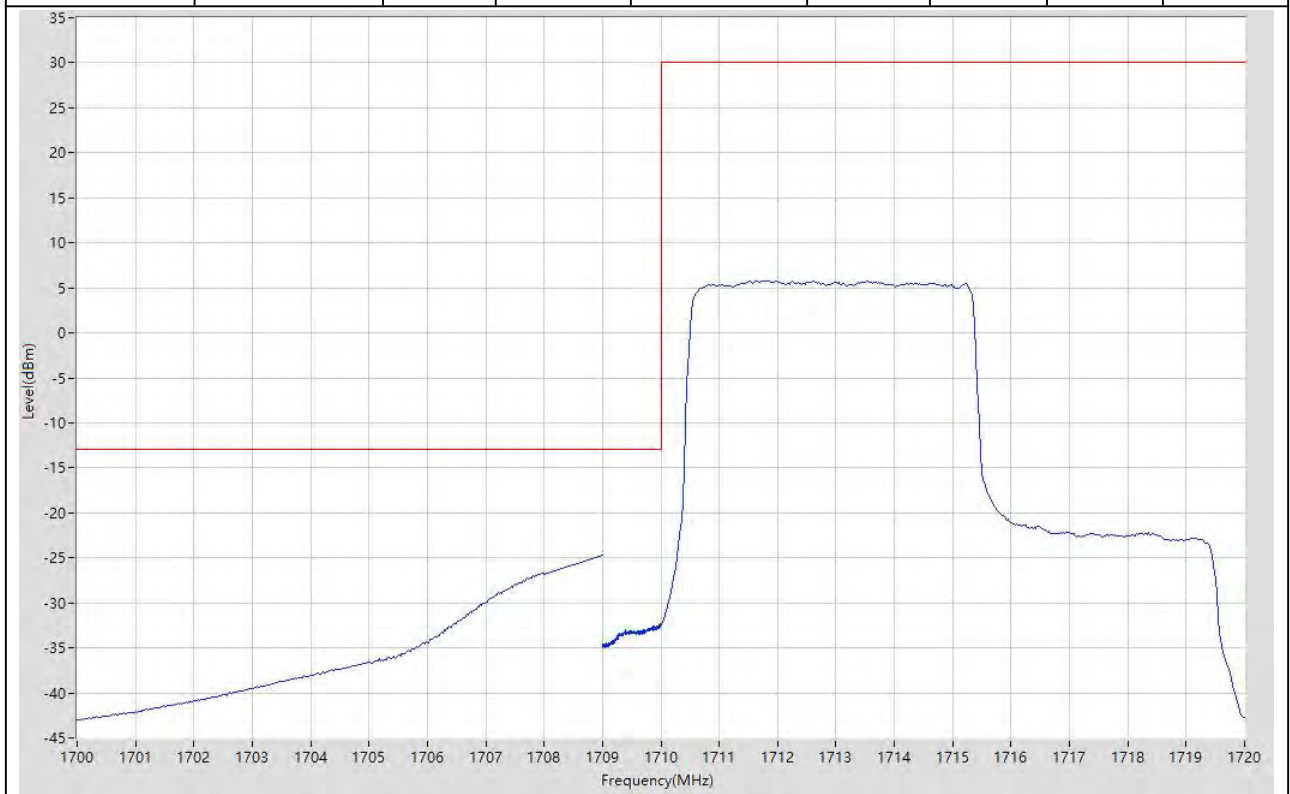
2.27. LTE Band Edge_Part22-24-27(NTNV)(Subtest:27, Channel:20000, Bandwidth:10, Modulation:Q16, RB Number: 1, RB Position:LOW)

Start Frequency (MHz)	Stop Frequency (MHz)	RBW (MHz)	Detector	Frequency (MHz)	Power (dBm)	Limit (dBm)	Verdict	Sweep Point
1700	1708	1	RMS	1701.86	-28.89	-13	Pass	401
1708	1709	1	RMS	1709	-36.23	-13	Pass	2
1709	1710	0.1	RMS	1710	-30.79	-13	Pass	401
1710	1720	0.1	RMS	1710.6	20.33	30	Pass	401



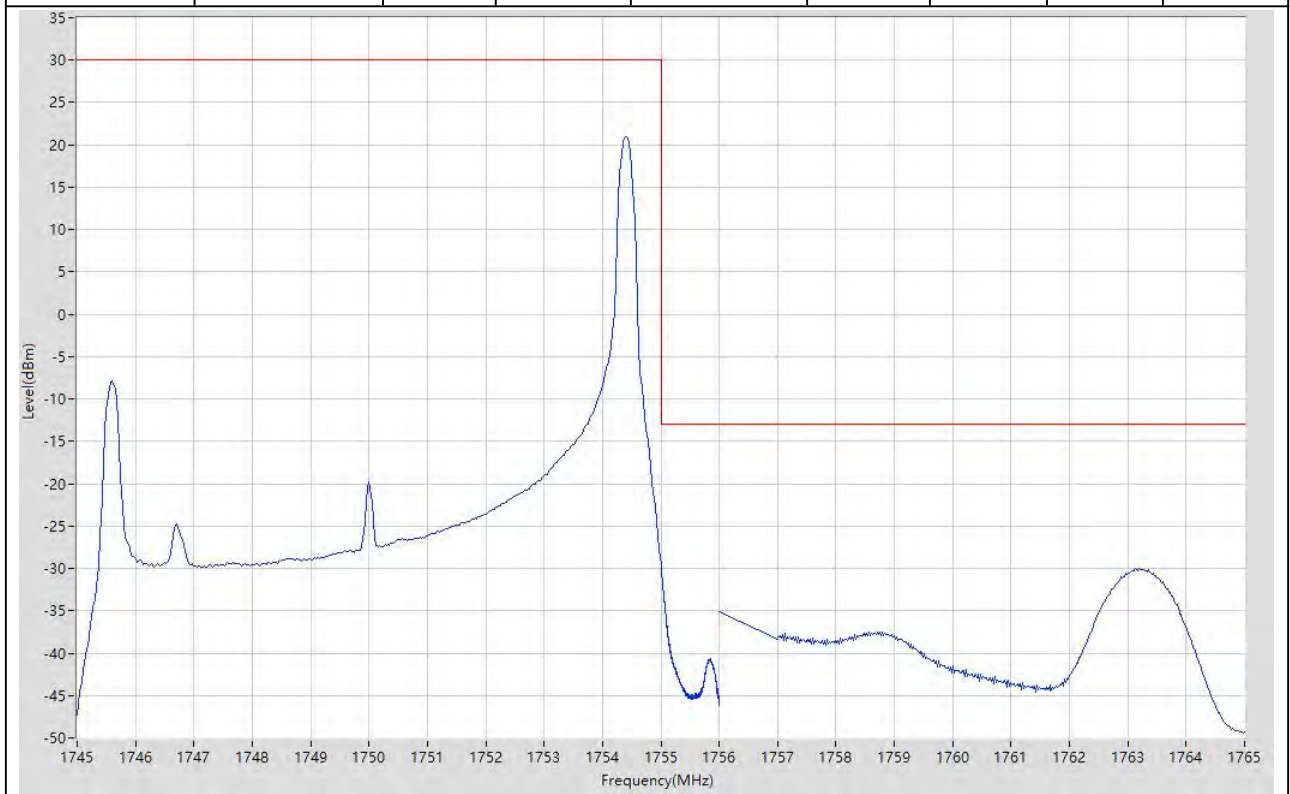
2.28. LTE Band Edge_Part22-24-27(NTNV)(Subtest:28, Channel:20000, Bandwidth:10, Modulation:Q16, RB Number: 27, RB Position:LOW)

Start Frequency (MHz)	Stop Frequency (MHz)	RBW (MHz)	Detector	Frequency (MHz)	Power (dBm)	Limit (dBm)	Verdict	Sweep Point
1700	1708	1	RMS	1708	-26.64	-13	Pass	401
1708	1709	1	RMS	1709	-24.68	-13	Pass	2
1709	1710	0.1	RMS	1709.998	-32.37	-13	Pass	401
1710	1720	0.1	RMS	1712.6	5.78	30	Pass	401



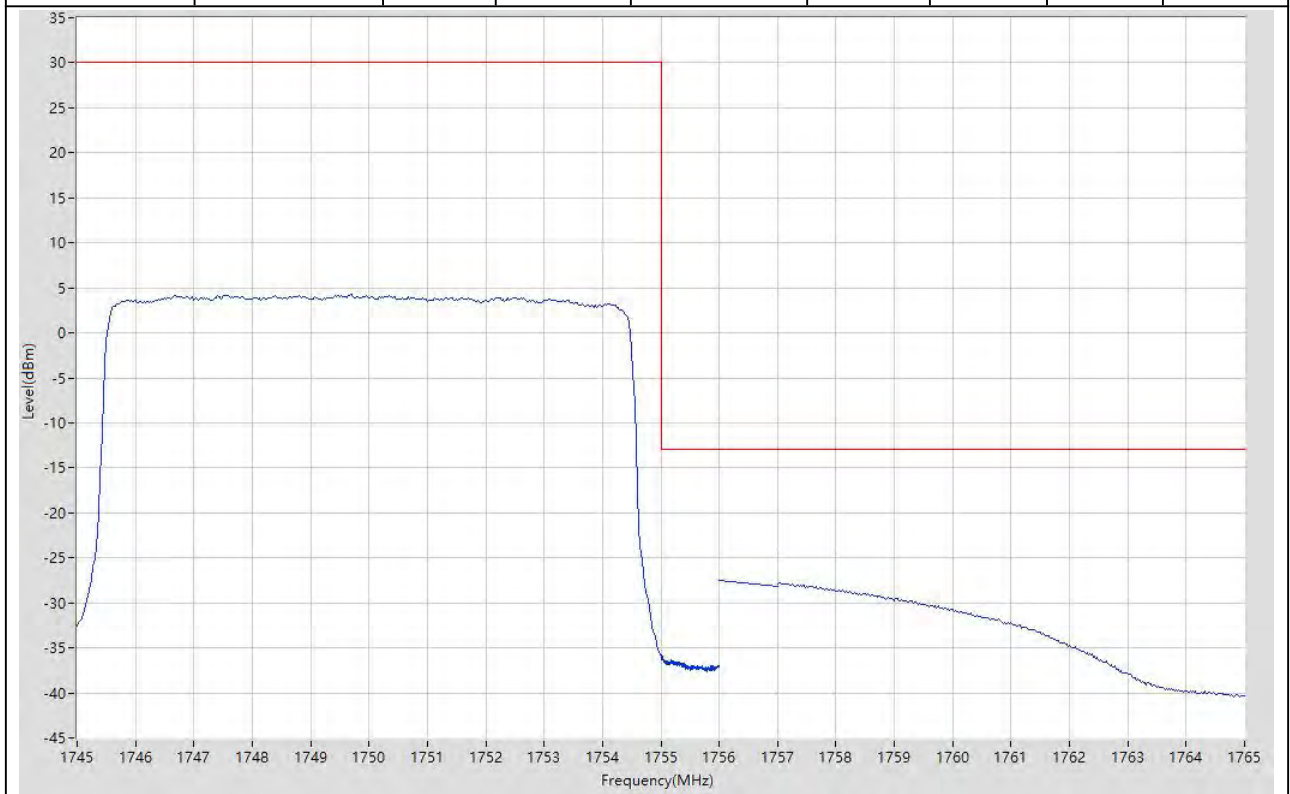
2.29. LTE Band Edge_Part22-24-27(NTNV)(Subtest:29, Channel:20350, Bandwidth:10, Modulation:QPSK, RB Number: 1, RB Position:HIGH)

Start Frequency (MHz)	Stop Frequency (MHz)	RBW (MHz)	Detector	Frequency (MHz)	Power (dBm)	Limit (dBm)	Verdict	Sweep Point
1745	1755	0.1	RMS	1754.4	20.95	30	Pass	401
1755	1756	0.1	RMS	1755	-29.63	-13	Pass	401
1756	1757	1	RMS	1756	-35.1	-13	Pass	2
1757	1765	1	RMS	1763.2	-29.95	-13	Pass	401



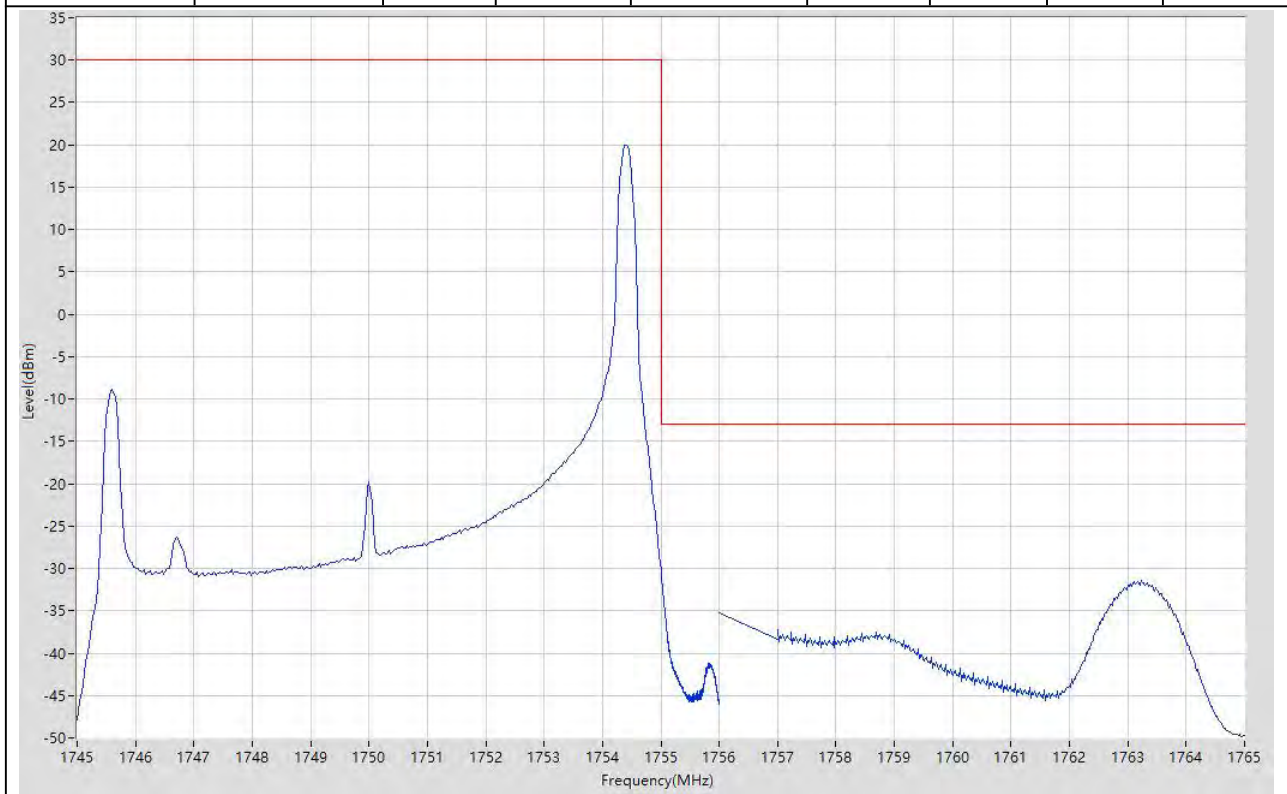
2.30. LTE Band Edge_Part22-24-27(NTNV)(Subtest:30, Channel:20350, Bandwidth:10, Modulation:QPSK, RB Number: 50, RB Position:HIGH)

Start Frequency (MHz)	Stop Frequency (MHz)	RBW (MHz)	Detector	Frequency (MHz)	Power (dBm)	Limit (dBm)	Verdict	Sweep Point
1745	1755	0.1	RMS	1749.7	4.24	30	Pass	401
1755	1756	0.1	RMS	1755.005	-35.84	-13	Pass	401
1756	1757	1	RMS	1756	-27.54	-13	Pass	2
1757	1765	1	RMS	1757.04	-27.8	-13	Pass	401



2.31. LTE Band Edge_Part22-24-27(NTNV)(Subtest:31, Channel:20350, Bandwidth:10, Modulation:Q16, RB Number: 1, RB Position:HIGH)

Start Frequency (MHz)	Stop Frequency (MHz)	RBW (MHz)	Detector	Frequency (MHz)	Power (dBm)	Limit (dBm)	Verdict	Sweep Point
1745	1755	0.1	RMS	1754.4	20.03	30	Pass	401
1755	1756	0.1	RMS	1755	-29.98	-13	Pass	401
1756	1757	1	RMS	1756	-35.31	-13	Pass	2
1757	1765	1	RMS	1763.24	-31.47	-13	Pass	401



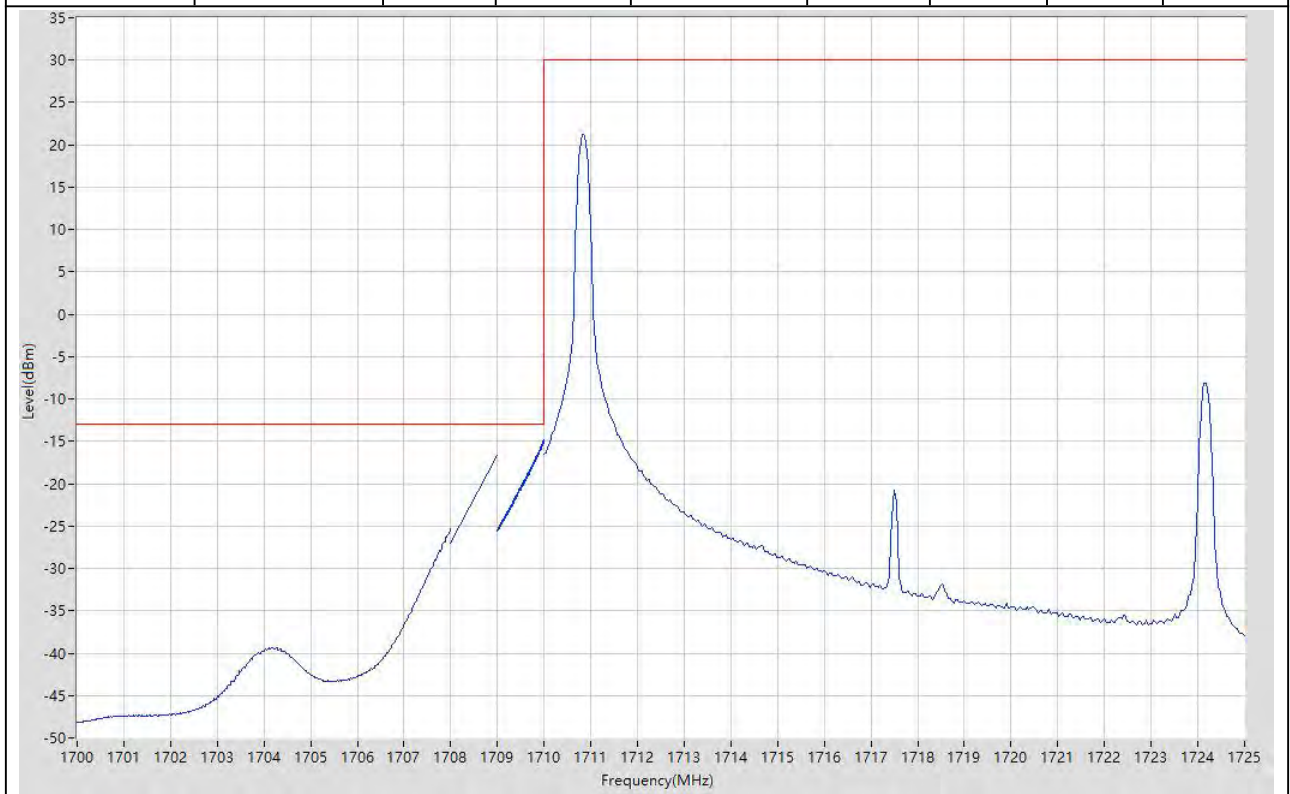
2.32. LTE Band Edge_Part22-24-27(NTNV)(Subtest:32, Channel:20350, Bandwidth:10, Modulation:Q16, RB Number: 27, RB Position:HIGH)

Start Frequency (MHz)	Stop Frequency (MHz)	RBW (MHz)	Detector	Frequency (MHz)	Power (dBm)	Limit (dBm)	Verdict	Sweep Point
1745	1755	0.1	RMS	1750.4	6.07	30	Pass	401
1755	1756	0.1	RMS	1755	-34.05	-13	Pass	401
1756	1757	1	RMS	1756	-26.34	-13	Pass	2
1757	1765	1	RMS	1757.04	-27.08	-13	Pass	401



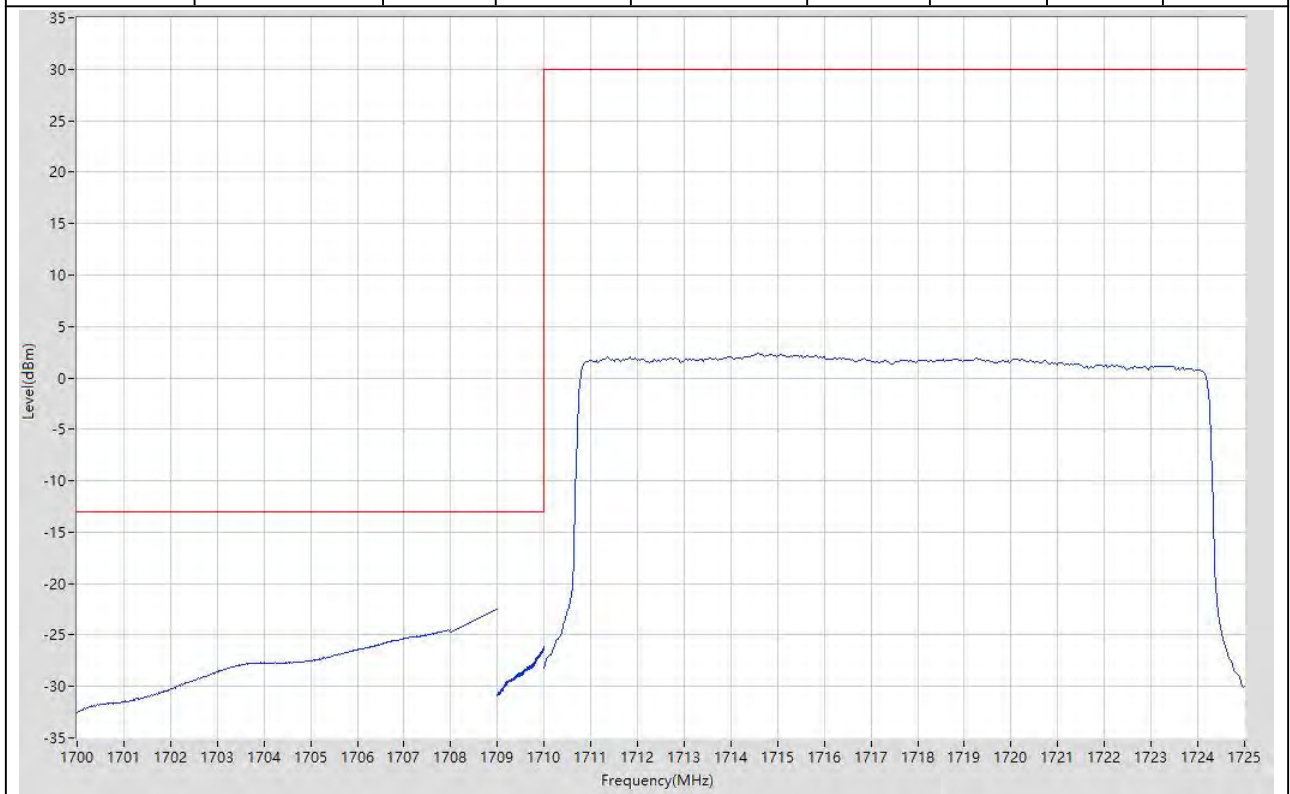
2.33. LTE Band Edge_Part22-24-27(NTNV)(Subtest:33, Channel:20025, Bandwidth:15, Modulation:QPSK, RB Number: 1, RB Position:LOW)

Start Frequency (MHz)	Stop Frequency (MHz)	RBW (MHz)	Detector	Frequency (MHz)	Power (dBm)	Limit (dBm)	Verdict	Sweep Point
1700	1708	1	RMS	1708	-25.28	-13	Pass	401
1708	1709	1	RMS	1709	-16.69	-13	Pass	2
1709	1710	0.15	RMS	1709.998	-14.8	-13	Pass	401
1710	1725	0.1	RMS	1710.825	21.19	30	Pass	401



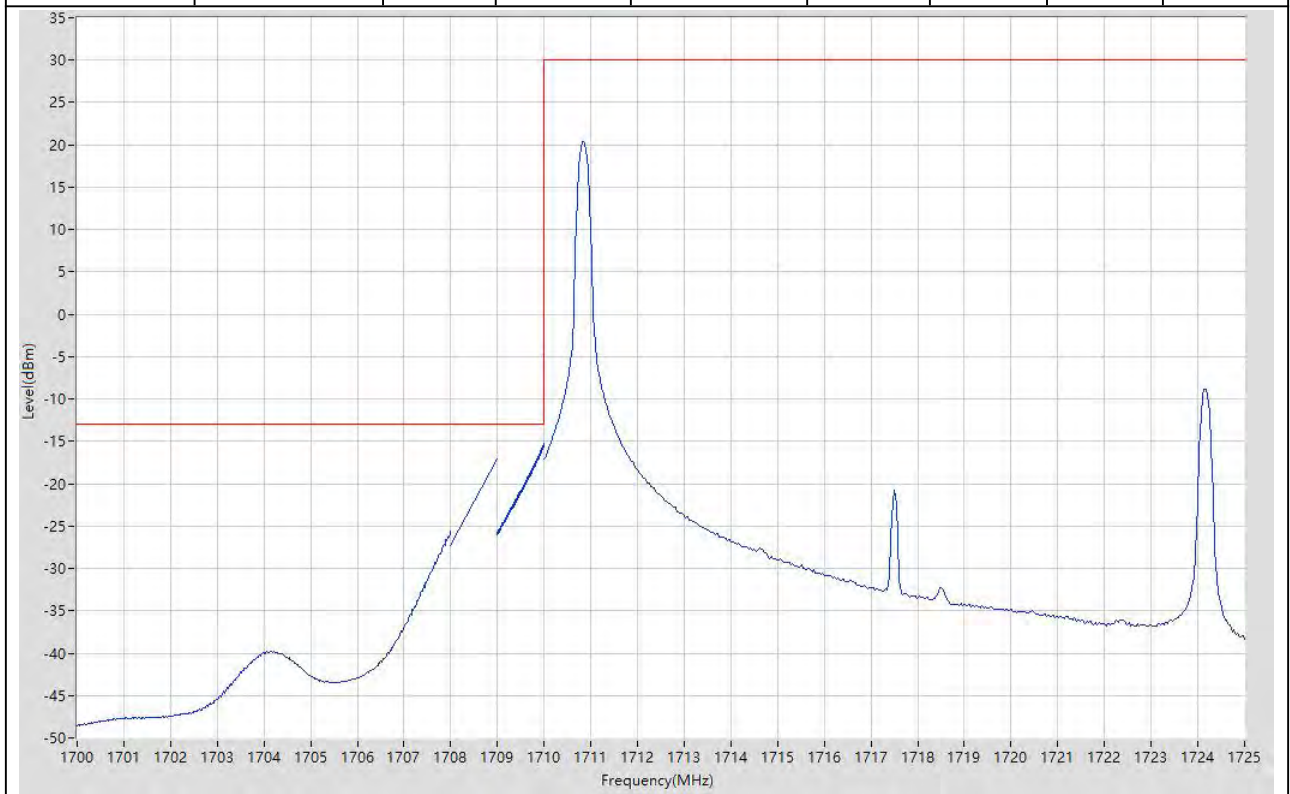
2.34. LTE Band Edge_Part22-24-27(NTNV)(Subtest:34, Channel:20025, Bandwidth:15, Modulation:QPSK, RB Number: 75, RB Position:LOW)

Start Frequency (MHz)	Stop Frequency (MHz)	RBW (MHz)	Detector	Frequency (MHz)	Power (dBm)	Limit (dBm)	Verdict	Sweep Point
1700	1708	1	RMS	1708	-24.46	-13	Pass	401
1708	1709	1	RMS	1709	-22.53	-13	Pass	2
1709	1710	0.15	RMS	1709.998	-26.12	-13	Pass	401
1710	1725	0.1	RMS	1714.575	2.37	30	Pass	401



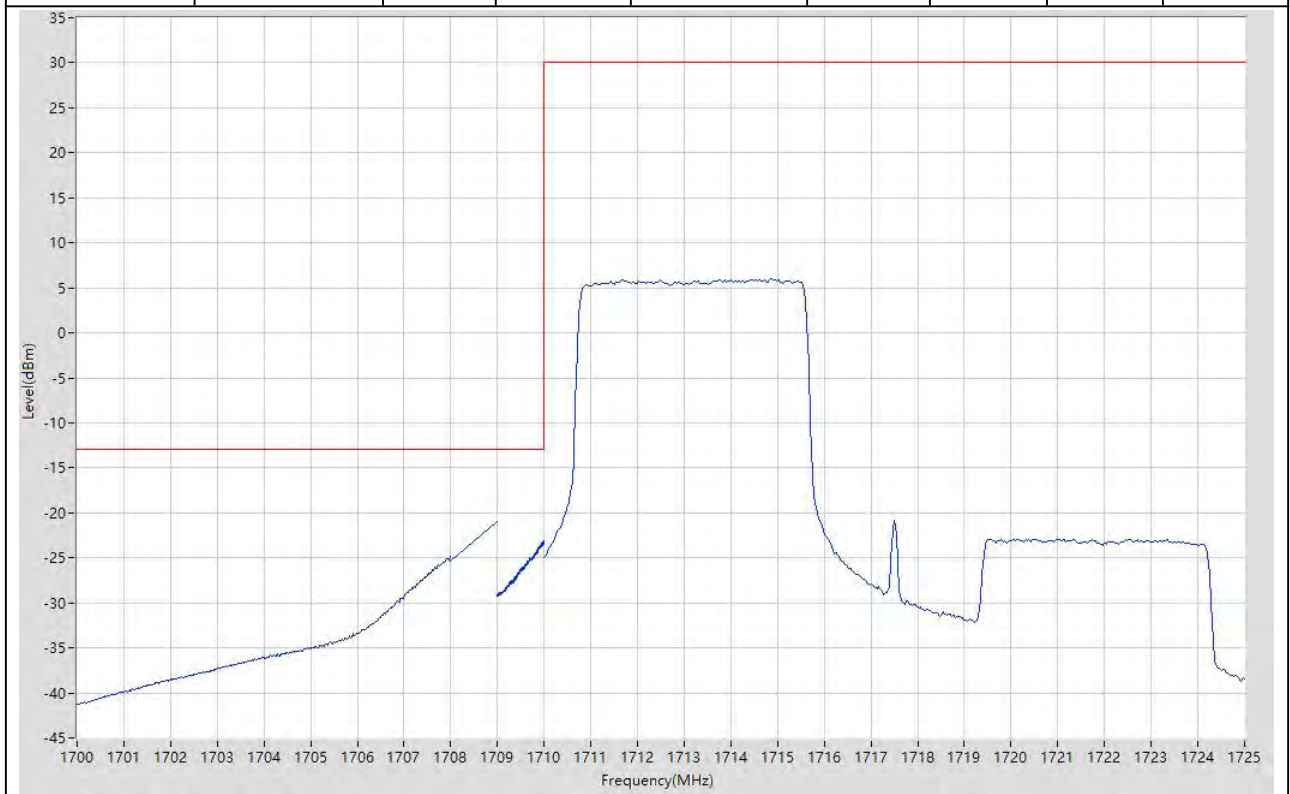
2.35. LTE Band Edge_Part22-24-27(NTNV)(Subtest:35, Channel:20025, Bandwidth:15, Modulation:Q16, RB Number: 1, RB Position:LOW)

Start Frequency (MHz)	Stop Frequency (MHz)	RBW (MHz)	Detector	Frequency (MHz)	Power (dBm)	Limit (dBm)	Verdict	Sweep Point
1700	1708	1	RMS	1708	-25.65	-13	Pass	401
1708	1709	1	RMS	1709	-17.04	-13	Pass	2
1709	1710	0.15	RMS	1710	-15.21	-13	Pass	401
1710	1725	0.1	RMS	1710.825	20.36	30	Pass	401



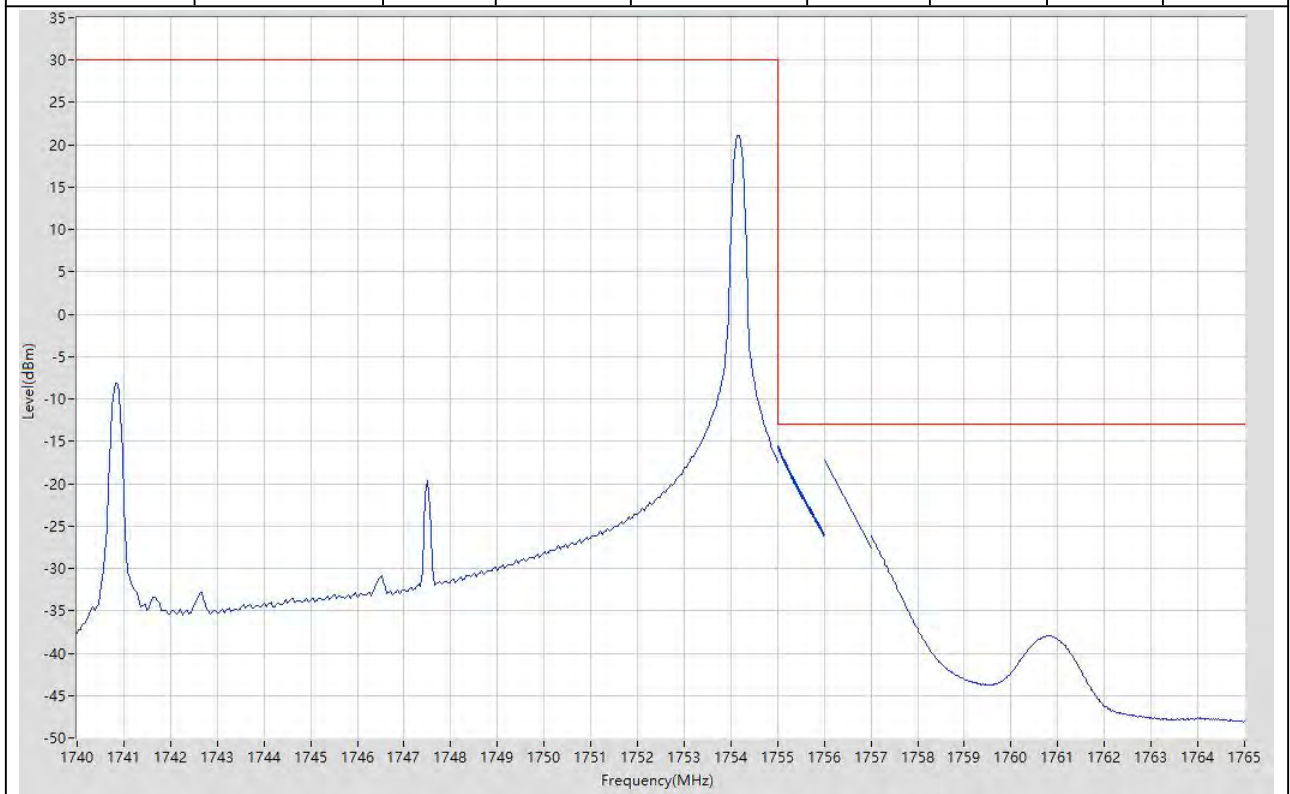
2.36. LTE Band Edge_Part22-24-27(NTNV)(Subtest:36, Channel:20025, Bandwidth:15, Modulation:Q16, RB Number: 27, RB Position:LOW)

Start Frequency (MHz)	Stop Frequency (MHz)	RBW (MHz)	Detector	Frequency (MHz)	Power (dBm)	Limit (dBm)	Verdict	Sweep Point
1700	1708	1	RMS	1708	-24.86	-13	Pass	401
1708	1709	1	RMS	1709	-20.97	-13	Pass	2
1709	1710	0.15	RMS	1709.993	-23.08	-13	Pass	401
1710	1725	0.1	RMS	1714.875	5.95	30	Pass	401



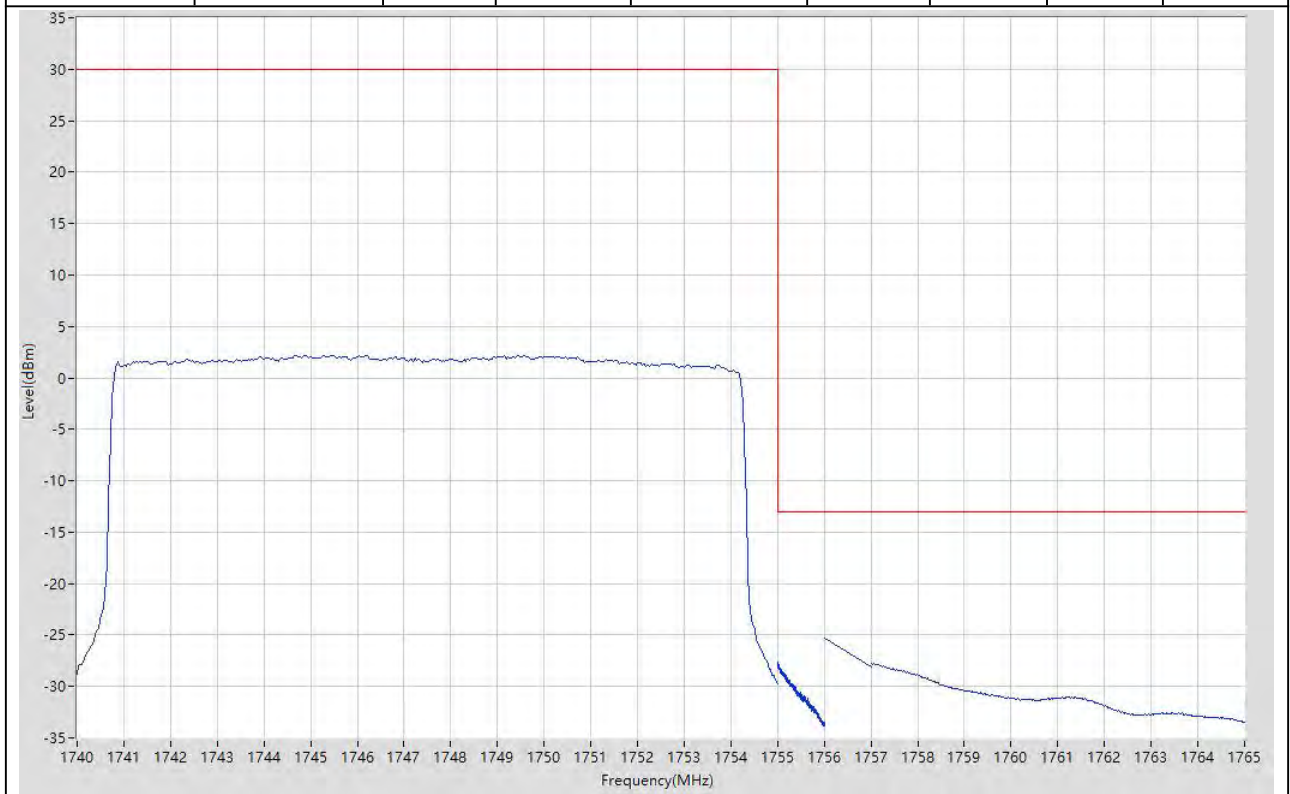
2.37. LTE Band Edge_Part22-24-27(NTNV)(Subtest:37, Channel:20325, Bandwidth:15, Modulation:QPSK, RB Number: 1, RB Position:HIGH)

Start Frequency (MHz)	Stop Frequency (MHz)	RBW (MHz)	Detector	Frequency (MHz)	Power (dBm)	Limit (dBm)	Verdict	Sweep Point
1740	1755	0.1	RMS	1754.175	21.16	30	Pass	401
1755	1756	0.15	RMS	1755.005	-15.57	-13	Pass	401
1756	1757	1	RMS	1756	-17.29	-13	Pass	2
1757	1765	1	RMS	1757	-26.09	-13	Pass	401



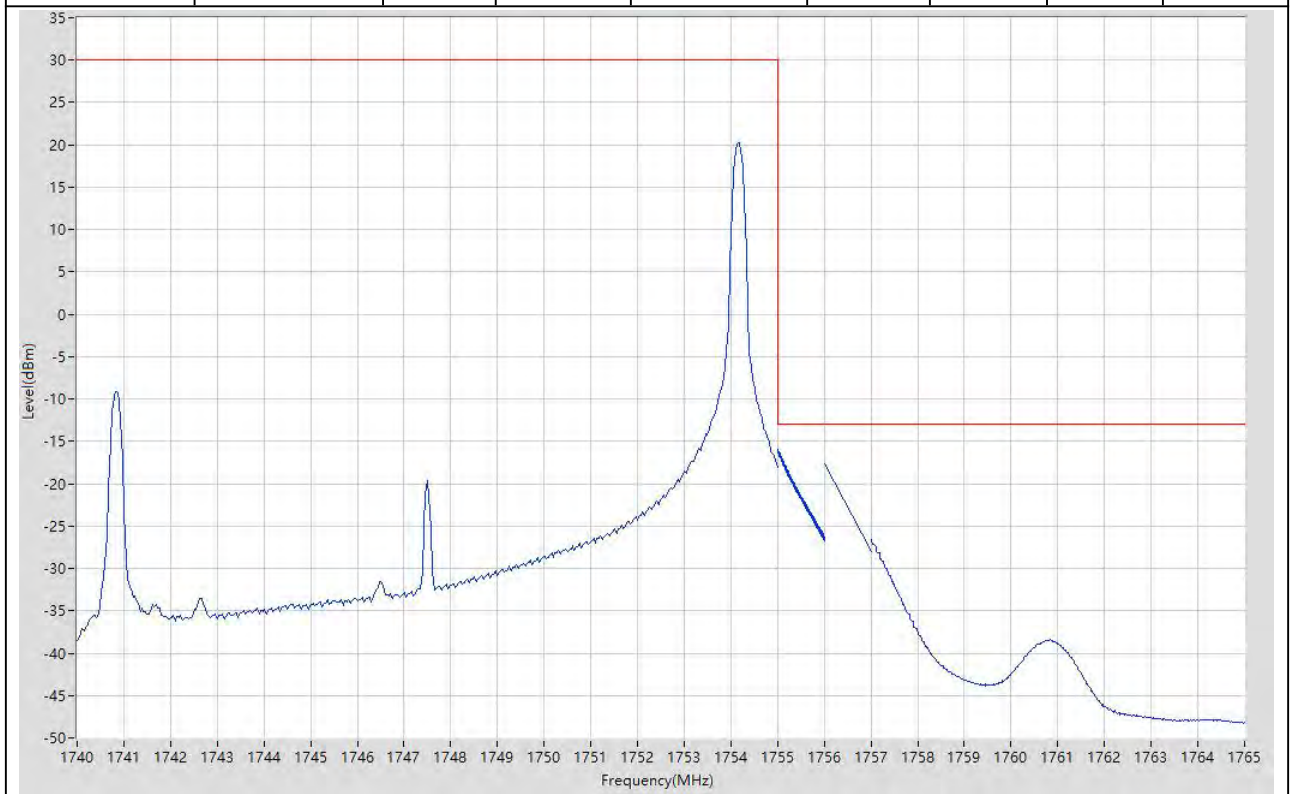
2.38. LTE Band Edge_Part22-24-27(NTNV)(Subtest:38, Channel:20325, Bandwidth:15, Modulation:QPSK, RB Number: 75, RB Position:HIGH)

Start Frequency (MHz)	Stop Frequency (MHz)	RBW (MHz)	Detector	Frequency (MHz)	Power (dBm)	Limit (dBm)	Verdict	Sweep Point
1740	1755	0.1	RMS	1749.563	2.2	30	Pass	401
1755	1756	0.15	RMS	1755	-27.67	-13	Pass	401
1756	1757	1	RMS	1756	-25.3	-13	Pass	2
1757	1765	1	RMS	1757.02	-27.73	-13	Pass	401



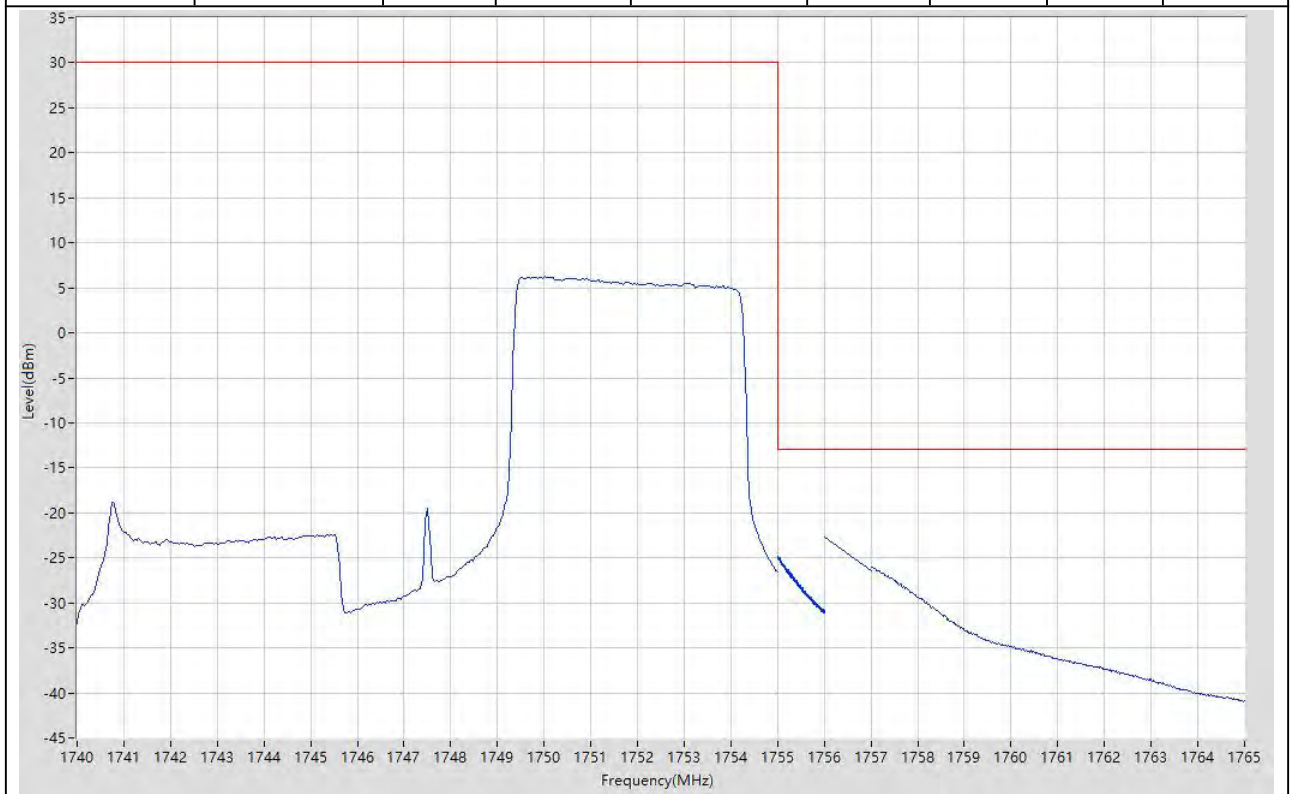
2.39. LTE Band Edge_Part22-24-27(NTNV)(Subtest:39, Channel:20325, Bandwidth:15, Modulation:Q16, RB Number: 1, RB Position:HIGH)

Start Frequency (MHz)	Stop Frequency (MHz)	RBW (MHz)	Detector	Frequency (MHz)	Power (dBm)	Limit (dBm)	Verdict	Sweep Point
1740	1755	0.1	RMS	1754.175	20.26	30	Pass	401
1755	1756	0.15	RMS	1755.005	-15.95	-13	Pass	401
1756	1757	1	RMS	1756	-17.71	-13	Pass	2
1757	1765	1	RMS	1757.02	-26.52	-13	Pass	401



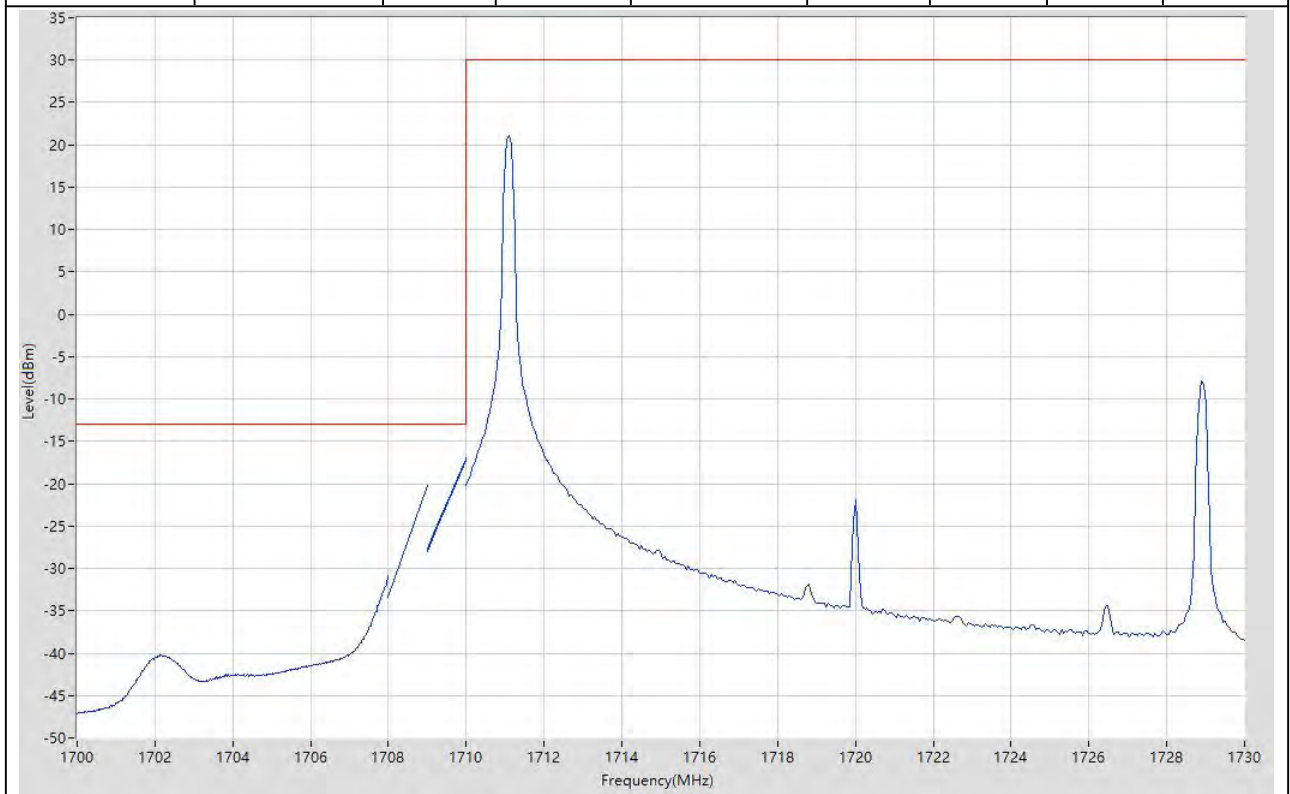
2.40. LTE Band Edge_Part22-24-27(NTNV)(Subtest:40, Channel:20325, Bandwidth:15, Modulation:Q16, RB Number: 27, RB Position:HIGH)

Start Frequency (MHz)	Stop Frequency (MHz)	RBW (MHz)	Detector	Frequency (MHz)	Power (dBm)	Limit (dBm)	Verdict	Sweep Point
1740	1755	0.1	RMS	1750.013	6.23	30	Pass	401
1755	1756	0.15	RMS	1755.003	-24.82	-13	Pass	401
1756	1757	1	RMS	1756	-22.68	-13	Pass	2
1757	1765	1	RMS	1757	-25.99	-13	Pass	401



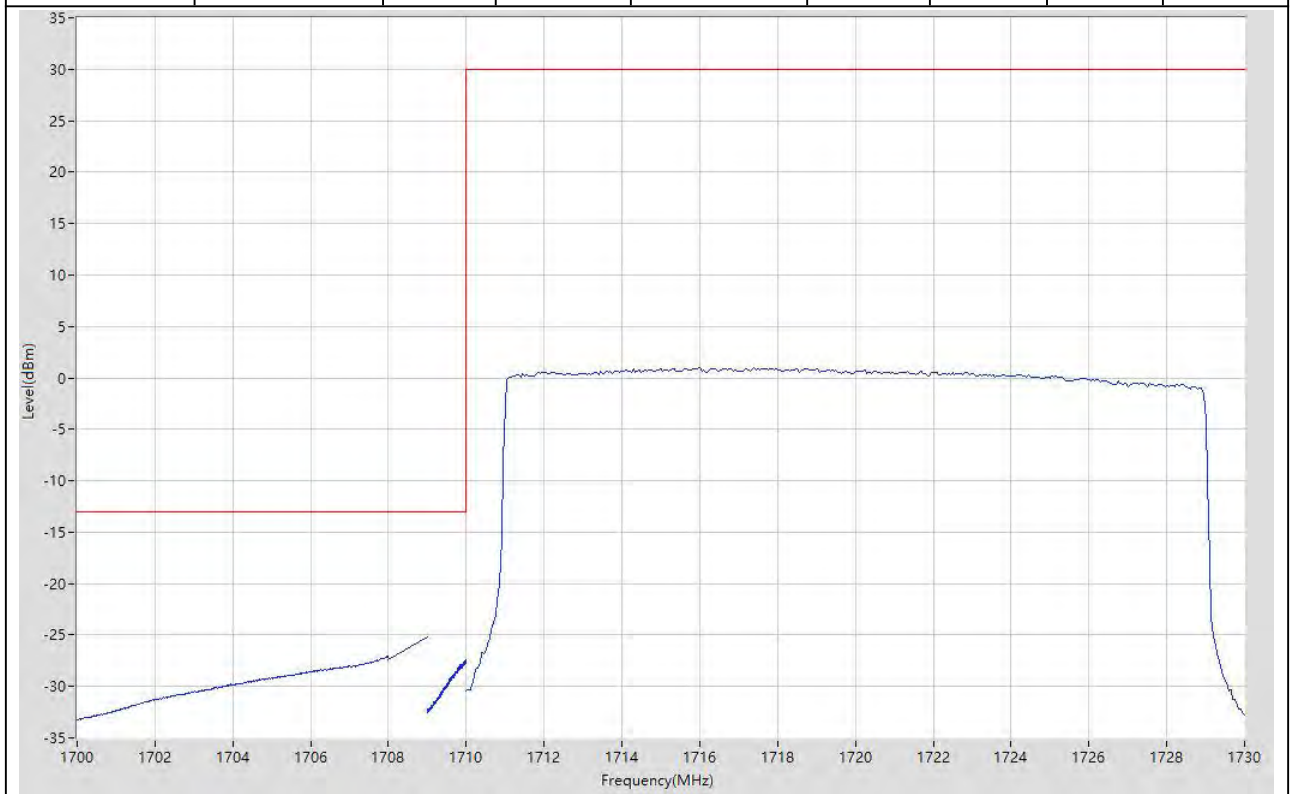
2.41. LTE Band Edge_Part22-24-27(NTNV)(Subtest:41, Channel:20050, Bandwidth:20, Modulation:QPSK, RB Number: 1, RB Position:LOW)

Start Frequency (MHz)	Stop Frequency (MHz)	RBW (MHz)	Detector	Frequency (MHz)	Power (dBm)	Limit (dBm)	Verdict	Sweep Point
1700	1708	1	RMS	1708	-30.91	-13	Pass	401
1708	1709	1	RMS	1709	-20.24	-13	Pass	2
1709	1710	0.2	RMS	1709.995	-16.94	-13	Pass	401
1710	1730	0.1	RMS	1711.1	21.16	30	Pass	401



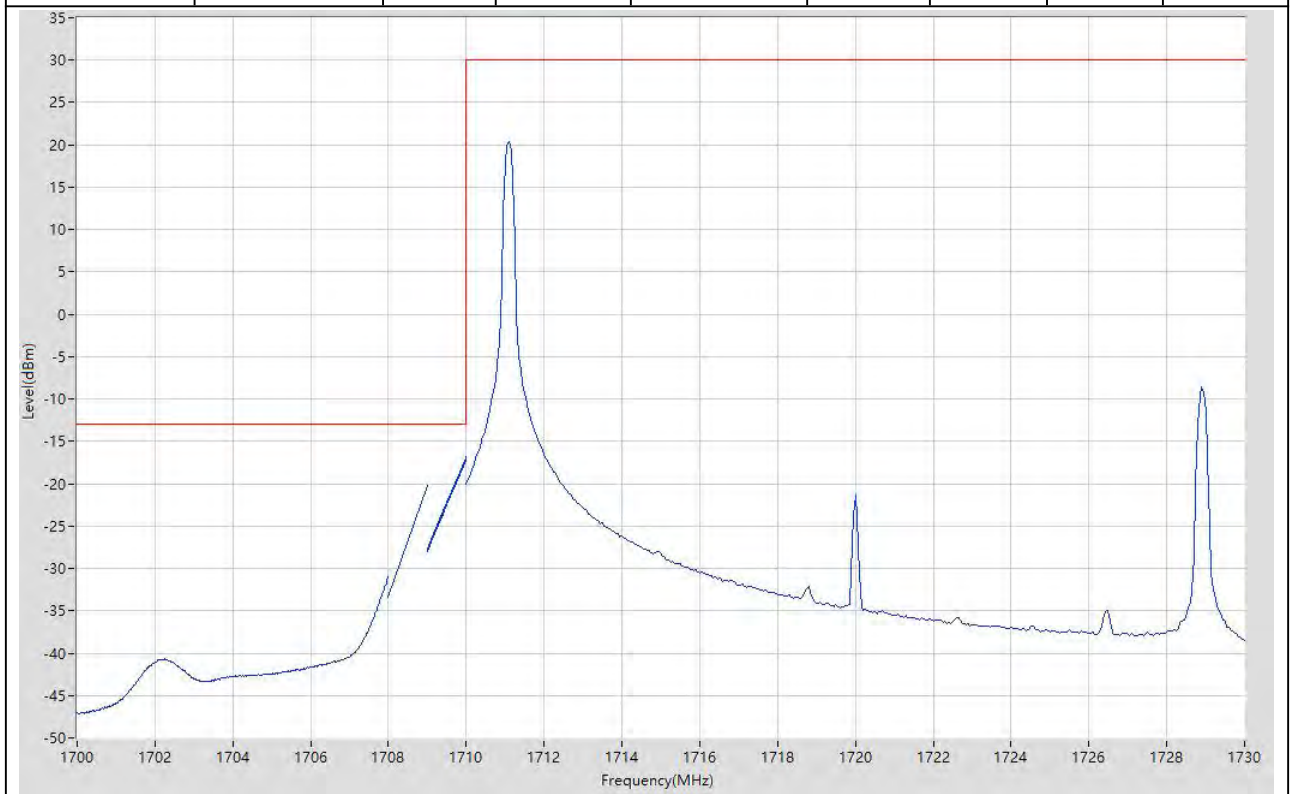
2.42. LTE Band Edge_Part22-24-27(NTNV)(Subtest:42, Channel:20050, Bandwidth:20, Modulation:QPSK, RB Number: 100, RB Position:LOW)

Start Frequency (MHz)	Stop Frequency (MHz)	RBW (MHz)	Detector	Frequency (MHz)	Power (dBm)	Limit (dBm)	Verdict	Sweep Point
1700	1708	1	RMS	1708	-27.05	-13	Pass	401
1708	1709	1	RMS	1709	-25.2	-13	Pass	2
1709	1710	0.2	RMS	1709.998	-27.43	-13	Pass	401
1710	1730	0.1	RMS	1717.4	1	30	Pass	401



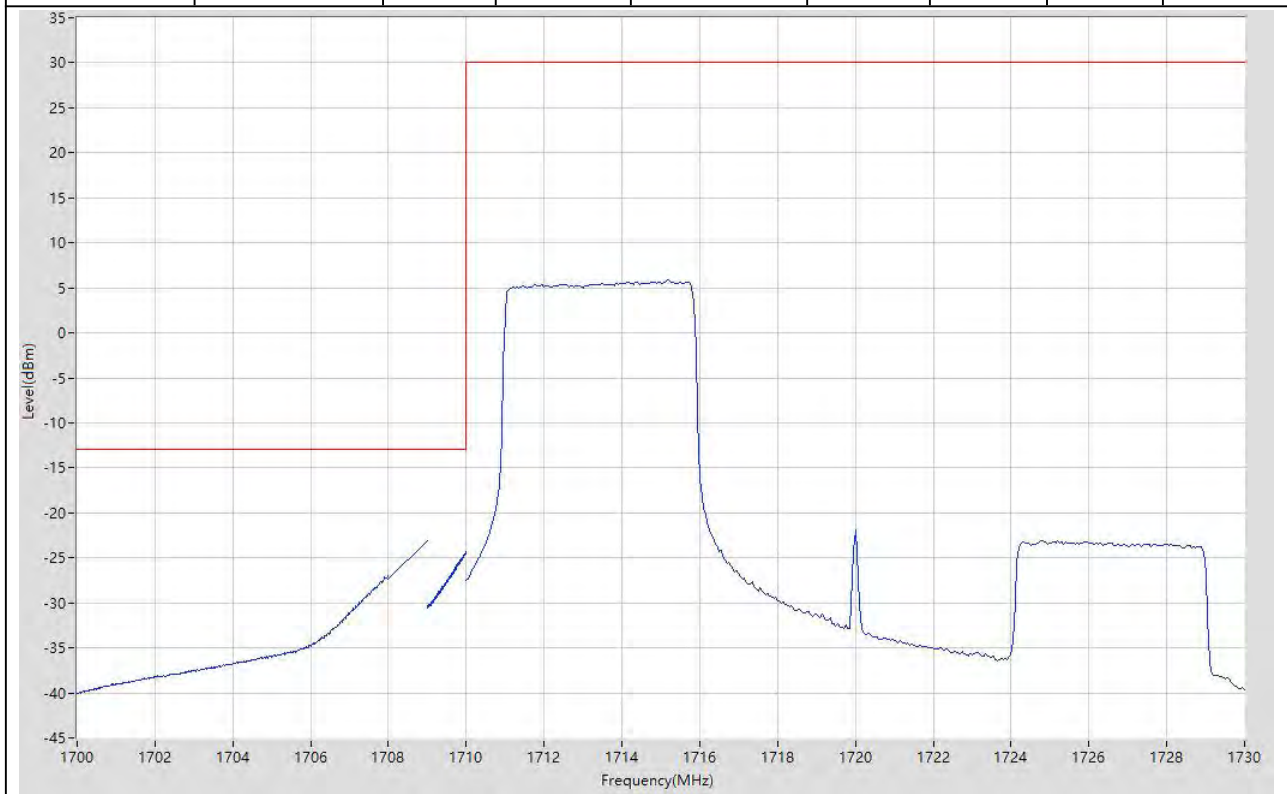
2.43. LTE Band Edge_Part22-24-27(NTNV)(Subtest:43, Channel:20050, Bandwidth:20, Modulation:Q16, RB Number: 1, RB Position:LOW)

Start Frequency (MHz)	Stop Frequency (MHz)	RBW (MHz)	Detector	Frequency (MHz)	Power (dBm)	Limit (dBm)	Verdict	Sweep Point
1700	1708	1	RMS	1708	-30.95	-13	Pass	401
1708	1709	1	RMS	1709	-20.17	-13	Pass	2
1709	1710	0.2	RMS	1709.995	-16.86	-13	Pass	401
1710	1730	0.1	RMS	1711.1	20.38	30	Pass	401



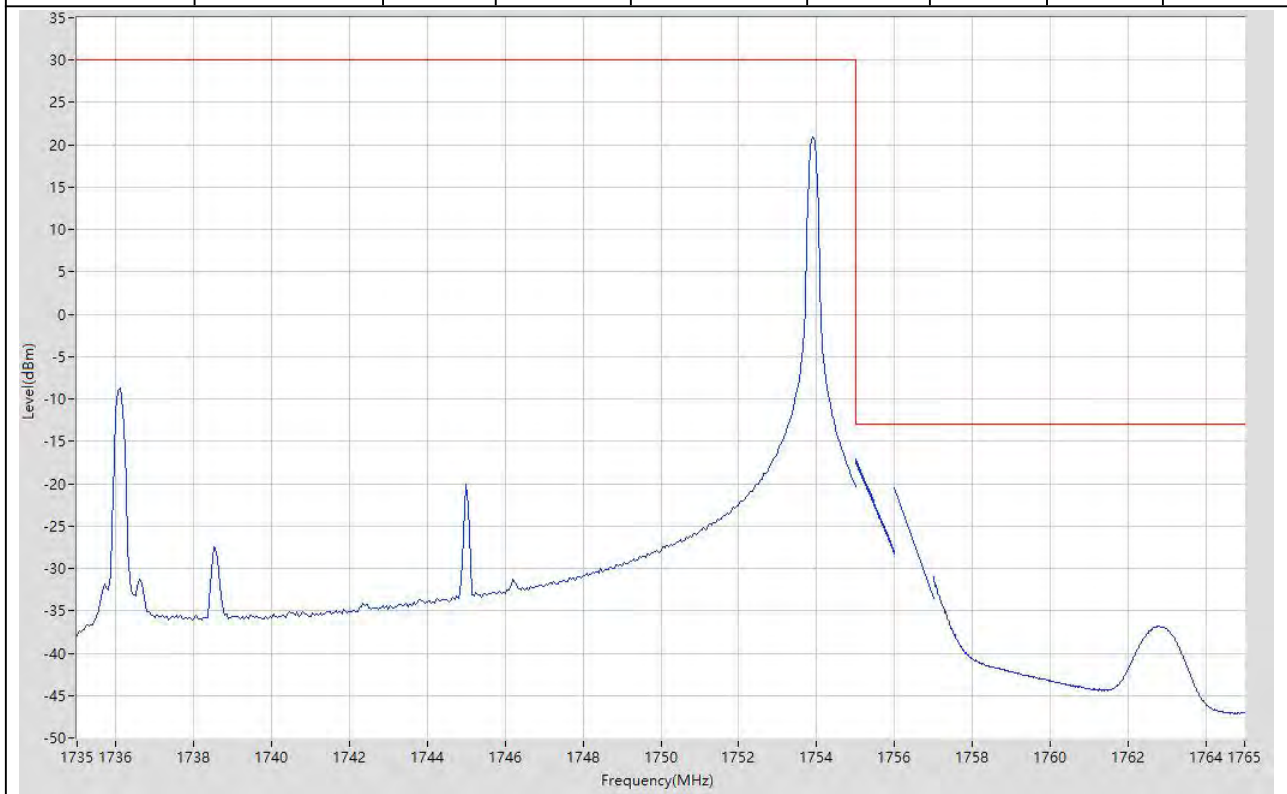
2.44. LTE Band Edge_Part22-24-27(NTNV)(Subtest:44, Channel:20050, Bandwidth:20, Modulation:Q16, RB Number: 27, RB Position:LOW)

Start Frequency (MHz)	Stop Frequency (MHz)	RBW (MHz)	Detector	Frequency (MHz)	Power (dBm)	Limit (dBm)	Verdict	Sweep Point
1700	1708	1	RMS	1708	-27	-13	Pass	401
1708	1709	1	RMS	1709	-23.14	-13	Pass	2
1709	1710	0.2	RMS	1709.998	-24.34	-13	Pass	401
1710	1730	0.1	RMS	1715.2	5.83	30	Pass	401



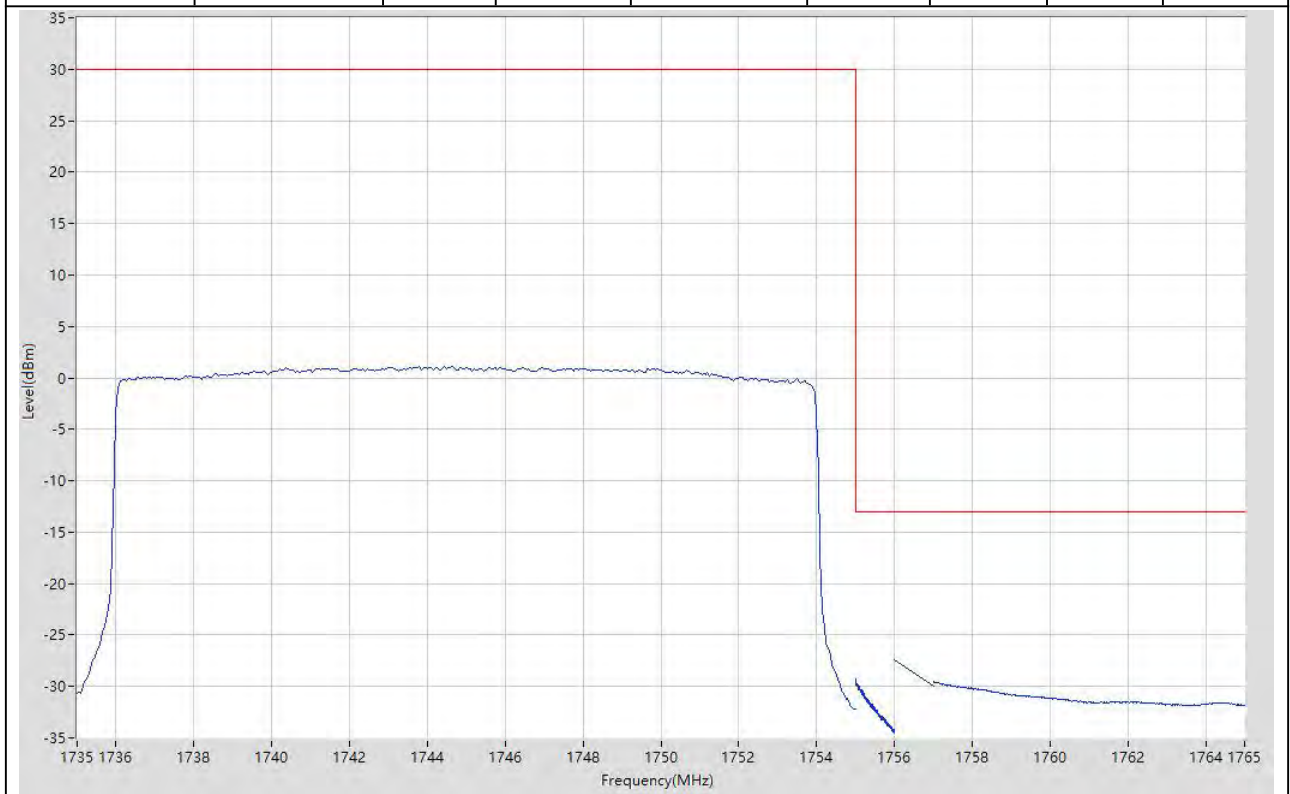
2.45. LTE Band Edge_Part22-24-27(NTNV)(Subtest:45, Channel:20300, Bandwidth:20, Modulation:QPSK, RB Number: 1, RB Position:HIGH)

Start Frequency (MHz)	Stop Frequency (MHz)	RBW (MHz)	Detector	Frequency (MHz)	Power (dBm)	Limit (dBm)	Verdict	Sweep Point
1735	1755	0.1	RMS	1753.9	20.89	30	Pass	401
1755	1756	0.2	RMS	1755.008	-17.03	-13	Pass	401
1756	1757	1	RMS	1756	-20.42	-13	Pass	2
1757	1765	1	RMS	1757	-31	-13	Pass	401



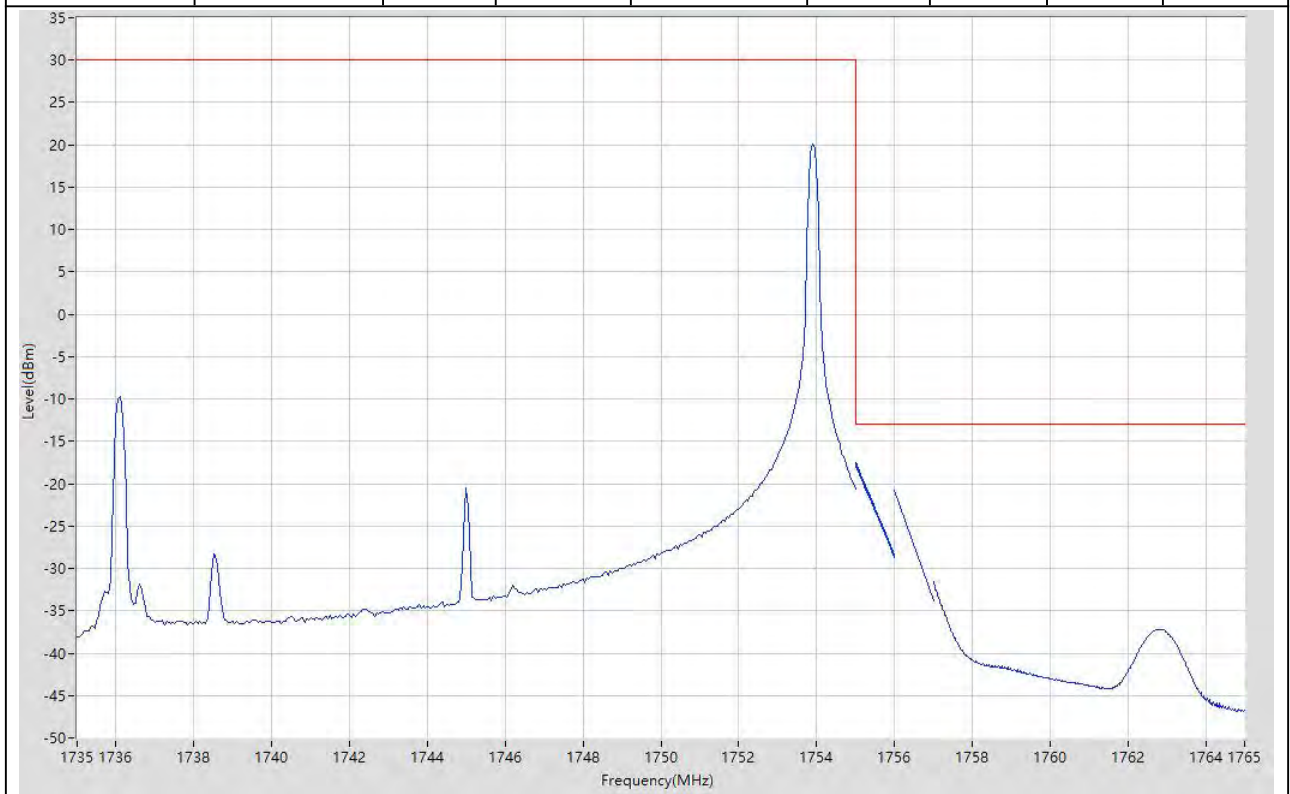
2.46. LTE Band Edge_Part22-24-27(NTNV)(Subtest:46, Channel:20300, Bandwidth:20, Modulation:QPSK, RB Number: 100, RB Position:HIGH)

Start Frequency (MHz)	Stop Frequency (MHz)	RBW (MHz)	Detector	Frequency (MHz)	Power (dBm)	Limit (dBm)	Verdict	Sweep Point
1735	1755	0.1	RMS	1744.65	1.13	30	Pass	401
1755	1756	0.2	RMS	1755	-29.31	-13	Pass	401
1756	1757	1	RMS	1756	-27.43	-13	Pass	2
1757	1765	1	RMS	1757	-29.51	-13	Pass	401



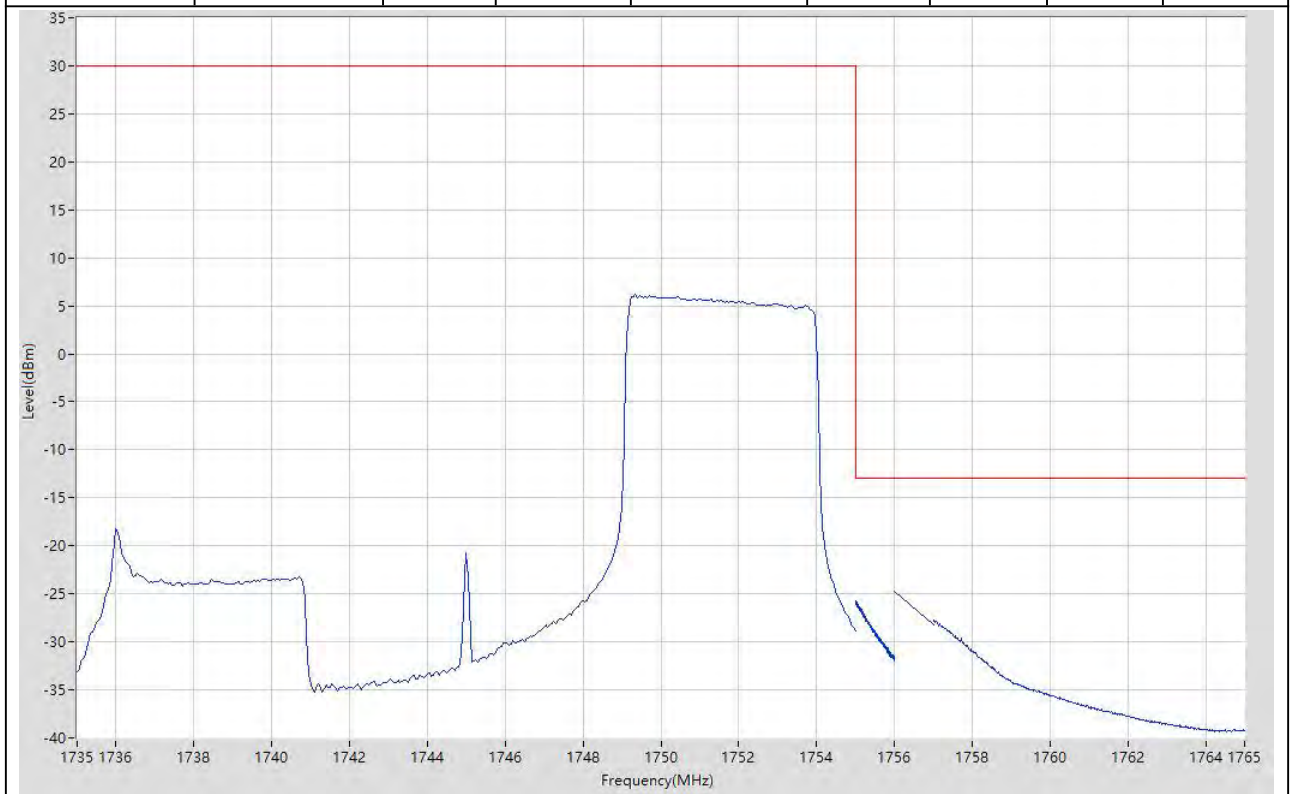
2.47. LTE Band Edge_Part22-24-27(NTNV)(Subtest:47, Channel:20300, Bandwidth:20, Modulation:Q16, RB Number: 1, RB Position:HIGH)

Start Frequency (MHz)	Stop Frequency (MHz)	RBW (MHz)	Detector	Frequency (MHz)	Power (dBm)	Limit (dBm)	Verdict	Sweep Point
1735	1755	0.1	RMS	1753.9	20.05	30	Pass	401
1755	1756	0.2	RMS	1755.008	-17.49	-13	Pass	401
1756	1757	1	RMS	1756	-20.79	-13	Pass	2
1757	1765	1	RMS	1757	-31.55	-13	Pass	401



2.48. LTE Band Edge_Part22-24-27(NTNV)(Subtest:48, Channel:20300, Bandwidth:20, Modulation:Q16, RB Number: 27, RB Position:HIGH)

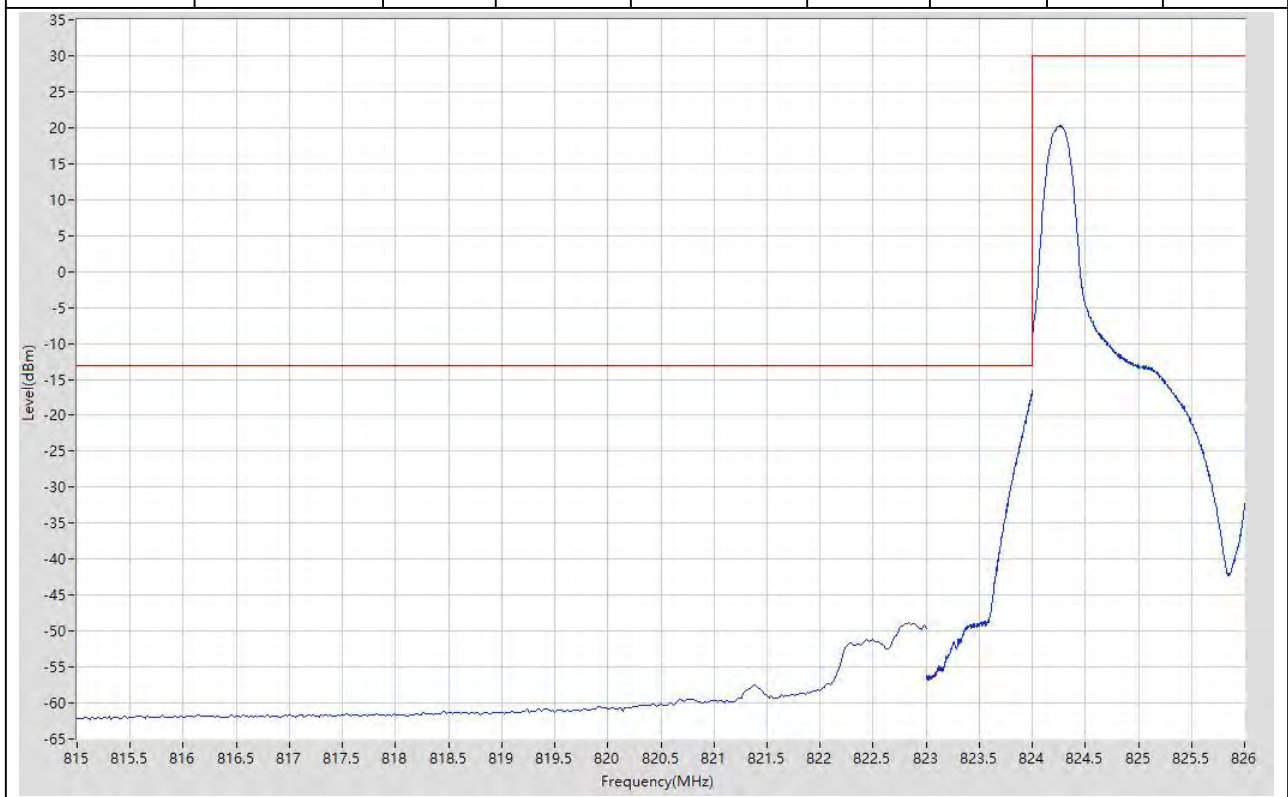
Start Frequency (MHz)	Stop Frequency (MHz)	RBW (MHz)	Detector	Frequency (MHz)	Power (dBm)	Limit (dBm)	Verdict	Sweep Point
1735	1755	0.1	RMS	1749.35	6.16	30	Pass	401
1755	1756	0.2	RMS	1755	-25.69	-13	Pass	401
1756	1757	1	RMS	1756	-24.66	-13	Pass	2
1757	1765	1	RMS	1757	-27.75	-13	Pass	401



6. LTE_Band5

6.1. LTE Band Edge_Part22-24-27(NTNV)(Subtest:1, Channel:20407, Bandwidth:1.4, Modulation:QPSK, RB Number: 1, RB Position:LOW)

Start Frequency (MHz)	Stop Frequency (MHz)	RBW (MHz)	Detector	Frequency (MHz)	Power (dBm)	Limit (dBm)	Verdict	Sweep Point
815	823	0.1	RMS	822.84	-48.85	-13	Pass	401
823	824	0.02	RMS	824	-16.66	-13	Pass	401
824	826	0.1	RMS	824.265	20.23	30	Pass	401



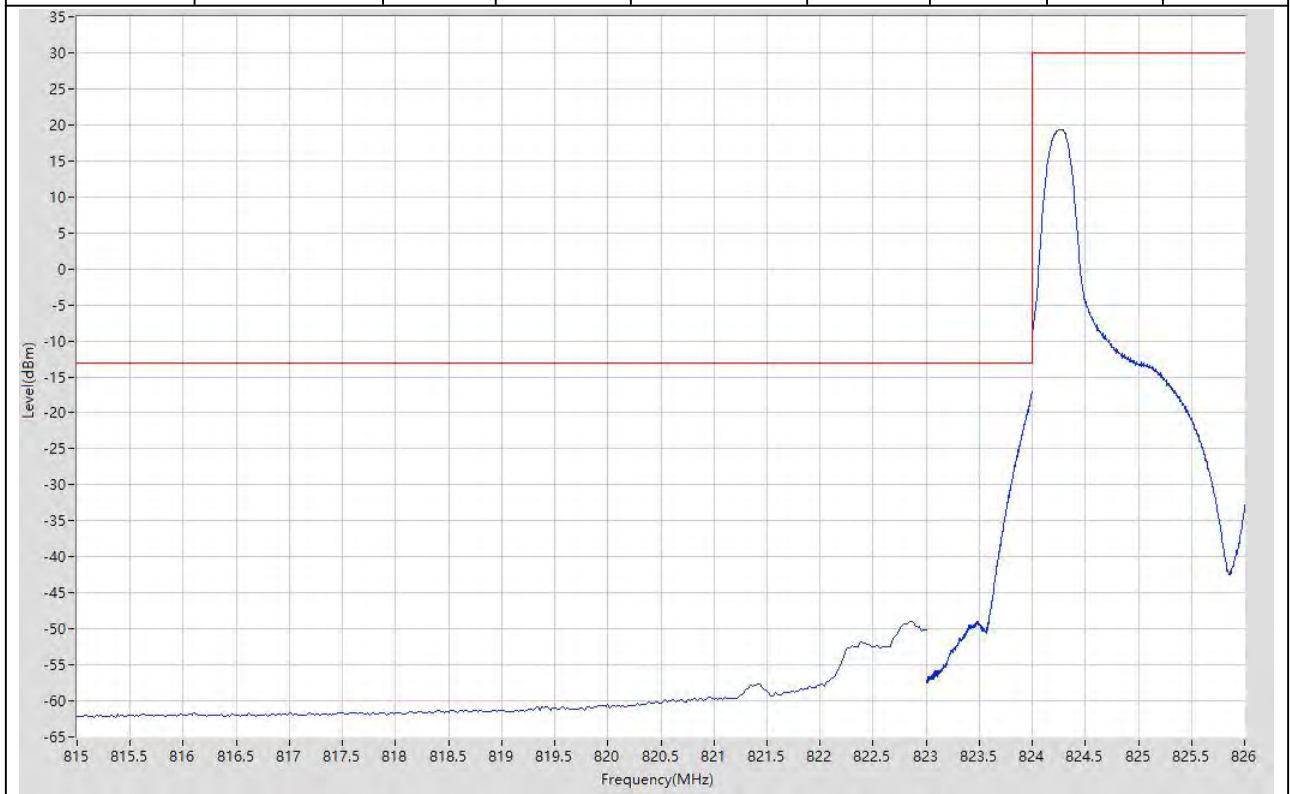
6.2. LTE Band Edge_Part22-24-27(NTNV)(Subtest:2, Channel:20407, Bandwidth:1.4, Modulation:QPSK, RB Number: 6, RB Position:LOW)

Start Frequency (MHz)	Stop Frequency (MHz)	RBW (MHz)	Detector	Frequency (MHz)	Power (dBm)	Limit (dBm)	Verdict	Sweep Point
815	823	0.1	RMS	823	-35.61	-13	Pass	401
823	824	0.02	RMS	823.995	-22.45	-13	Pass	401
824	826	0.1	RMS	824.505	12.32	30	Pass	401



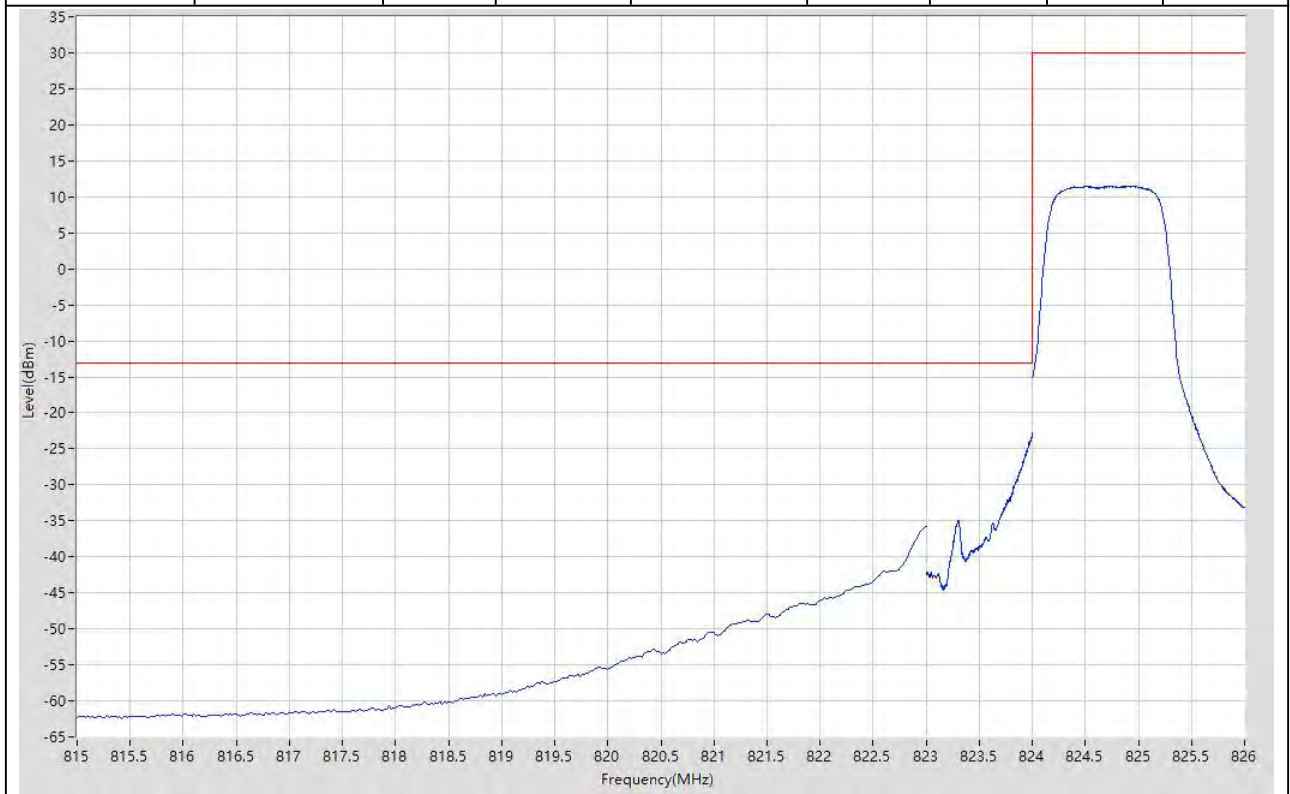
6.3. LTE Band Edge_Part22-24-27(NTNV)(Subtest:3, Channel:20407, Bandwidth:1.4, Modulation:Q16, RB Number: 1, RB Position:LOW)

Start Frequency (MHz)	Stop Frequency (MHz)	RBW (MHz)	Detector	Frequency (MHz)	Power (dBm)	Limit (dBm)	Verdict	Sweep Point
815	823	0.1	RMS	822.86	-48.94	-13	Pass	401
823	824	0.02	RMS	824	-17.02	-13	Pass	401
824	826	0.1	RMS	824.275	19.38	30	Pass	401



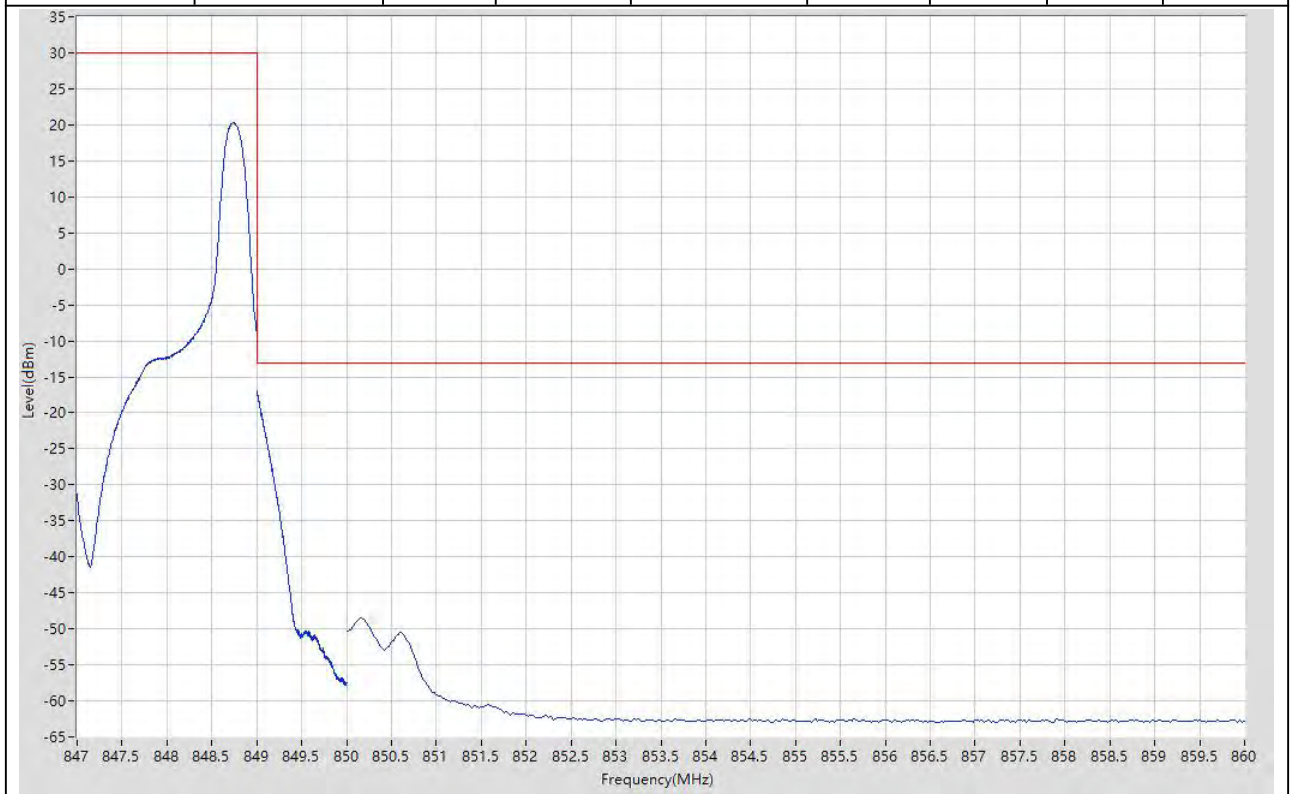
6.4. LTE Band Edge_Part22-24-27(NTNV)(Subtest:4, Channel:20407, Bandwidth:1.4, Modulation:Q16, RB Number: 6, RB Position:LOW)

Start Frequency (MHz)	Stop Frequency (MHz)	RBW (MHz)	Detector	Frequency (MHz)	Power (dBm)	Limit (dBm)	Verdict	Sweep Point
815	823	0.1	RMS	823	-35.77	-13	Pass	401
823	824	0.02	RMS	823.998	-22.78	-13	Pass	401
824	826	0.1	RMS	824.94	11.54	30	Pass	401



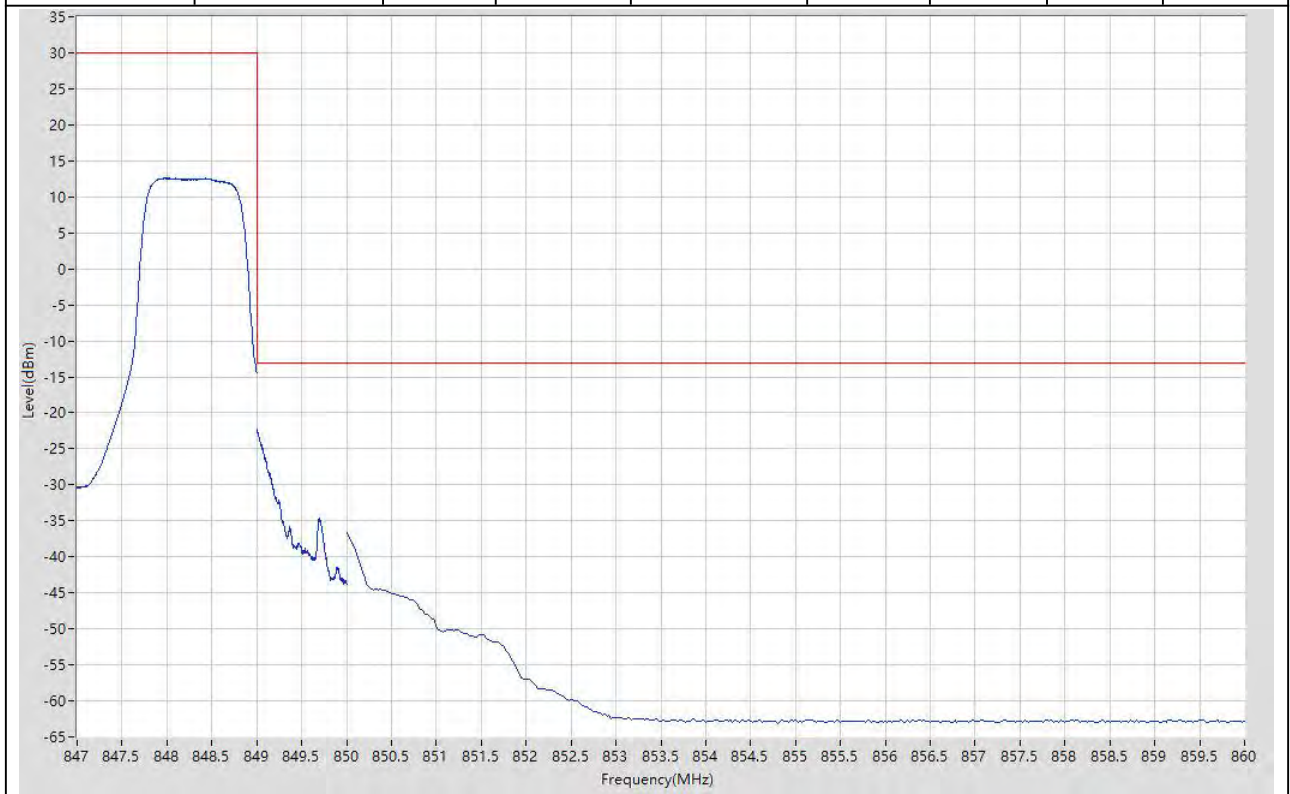
6.5. LTE Band Edge_Part22-24-27(NTNV)(Subtest:5, Channel:20643, Bandwidth:1.4, Modulation:QPSK, RB Number: 1, RB Position:HIGH)

Start Frequency (MHz)	Stop Frequency (MHz)	RBW (MHz)	Detector	Frequency (MHz)	Power (dBm)	Limit (dBm)	Verdict	Sweep Point
847	849	0.1	RMS	848.74	20.25	30	Pass	401
849	850	0.02	RMS	849	-16.89	-13	Pass	401
850	860	0.1	RMS	850.15	-48.45	-13	Pass	401



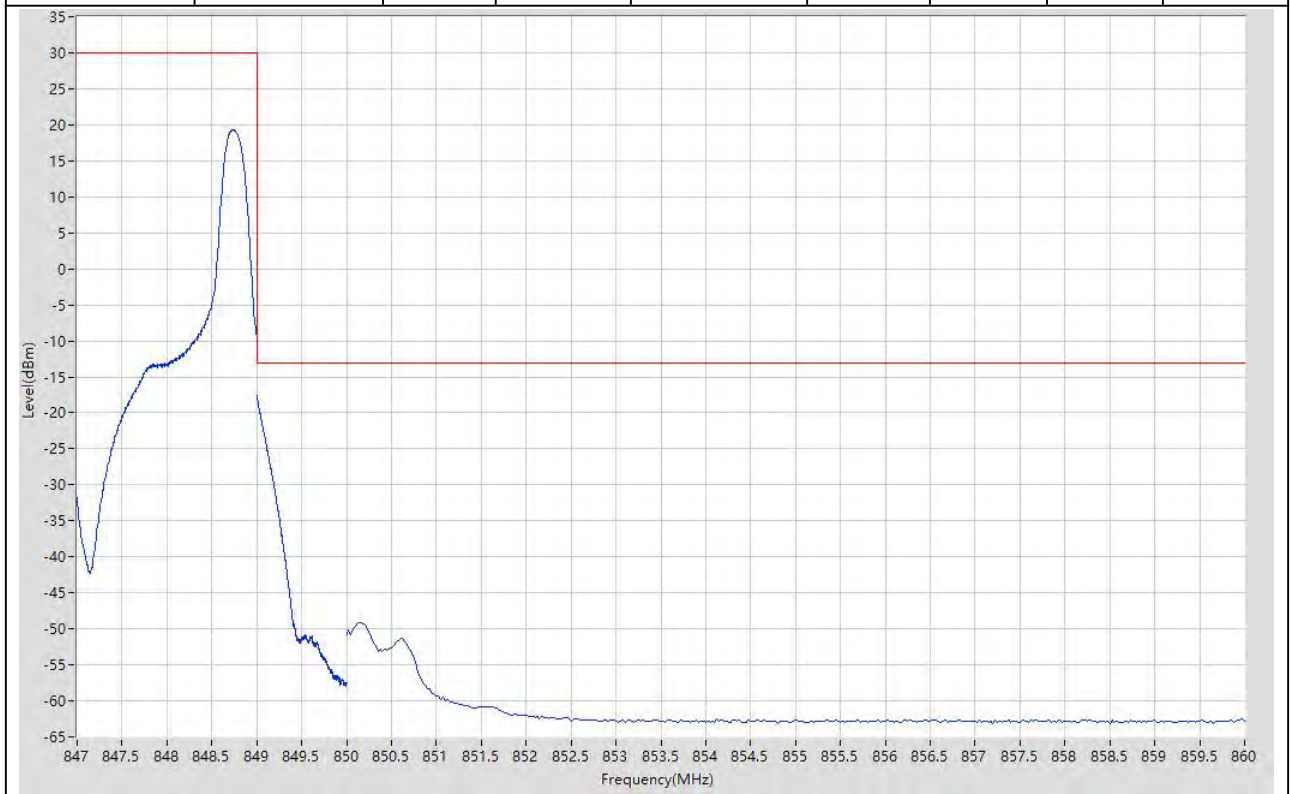
6.6. LTE Band Edge_Part22-24-27(NTNV)(Subtest:6, Channel:20643, Bandwidth:1.4, Modulation:QPSK, RB Number: 6, RB Position:HIGH)

Start Frequency (MHz)	Stop Frequency (MHz)	RBW (MHz)	Detector	Frequency (MHz)	Power (dBm)	Limit (dBm)	Verdict	Sweep Point
847	849	0.1	RMS	847.98	12.62	30	Pass	401
849	850	0.02	RMS	849.003	-22.23	-13	Pass	401
850	860	0.1	RMS	850	-36.64	-13	Pass	401



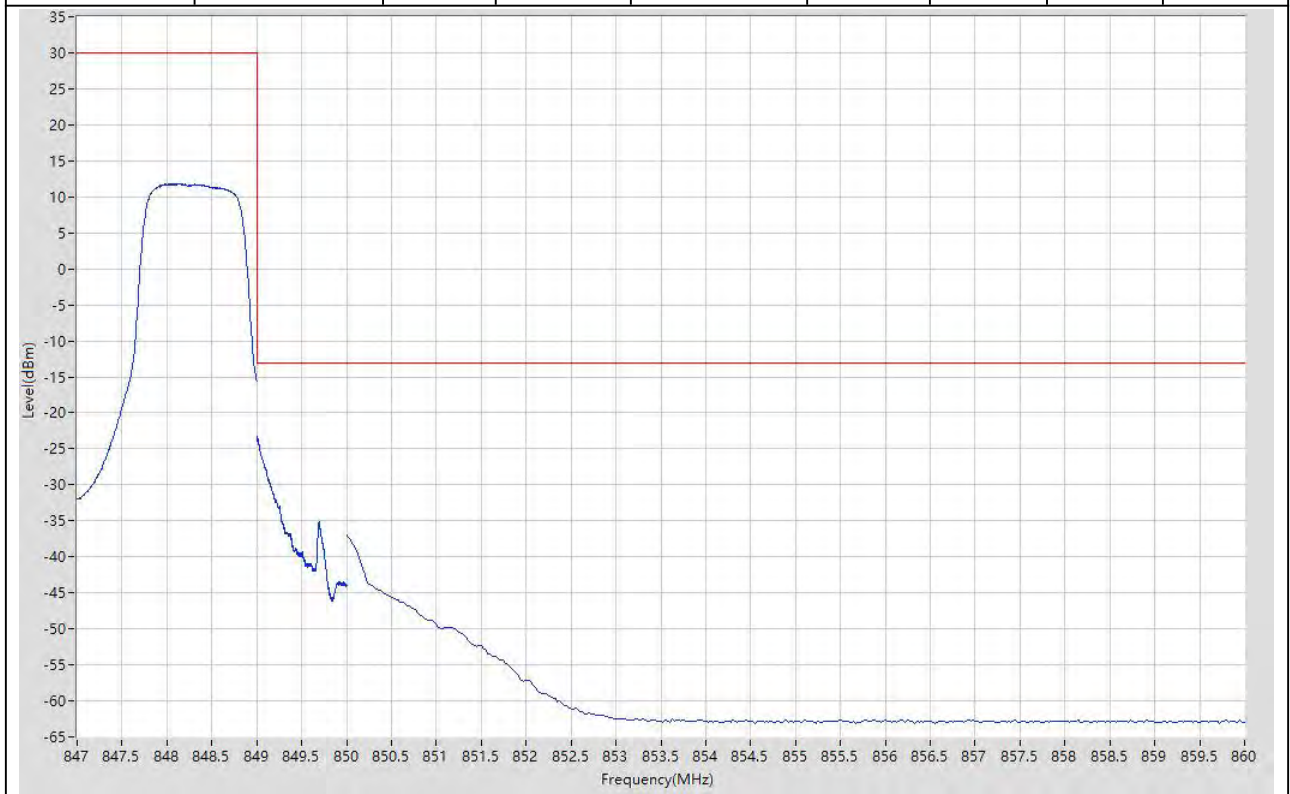
6.7. LTE Band Edge_Part22-24-27(NTNV)(Subtest:7, Channel:20643, Bandwidth:1.4, Modulation:Q16, RB Number: 1, RB Position:HIGH)

Start Frequency (MHz)	Stop Frequency (MHz)	RBW (MHz)	Detector	Frequency (MHz)	Power (dBm)	Limit (dBm)	Verdict	Sweep Point
847	849	0.1	RMS	848.74	19.32	30	Pass	401
849	850	0.02	RMS	849	-17.62	-13	Pass	401
850	860	0.1	RMS	850.15	-49.12	-13	Pass	401



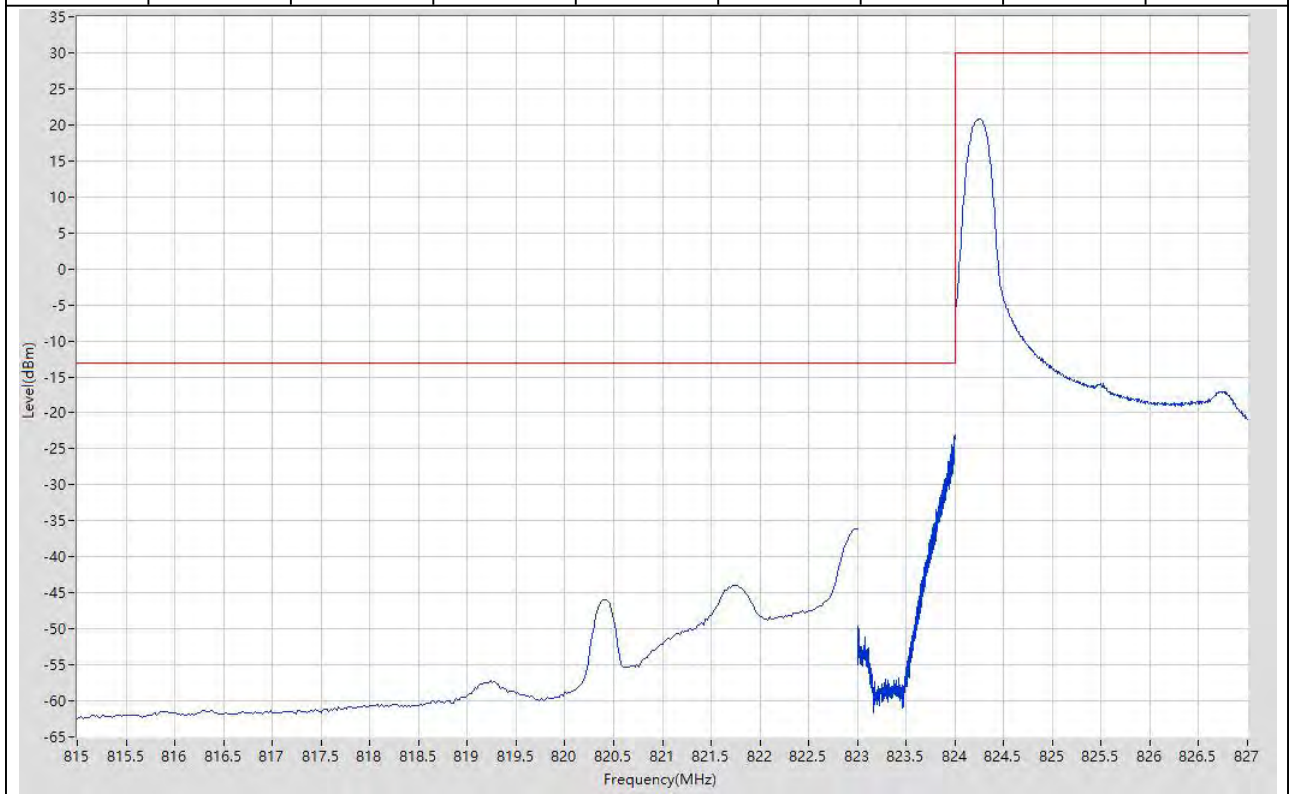
6.8. LTE Band Edge_Part22-24-27(NTNV)(Subtest:8, Channel:20643, Bandwidth:1.4, Modulation:Q16, RB Number: 6, RB Position:HIGH)

Start Frequency (MHz)	Stop Frequency (MHz)	RBW (MHz)	Detector	Frequency (MHz)	Power (dBm)	Limit (dBm)	Verdict	Sweep Point
847	849	0.1	RMS	848.16	11.86	30	Pass	401
849	850	0.02	RMS	849	-23.31	-13	Pass	401
850	860	0.1	RMS	850	-36.92	-13	Pass	401



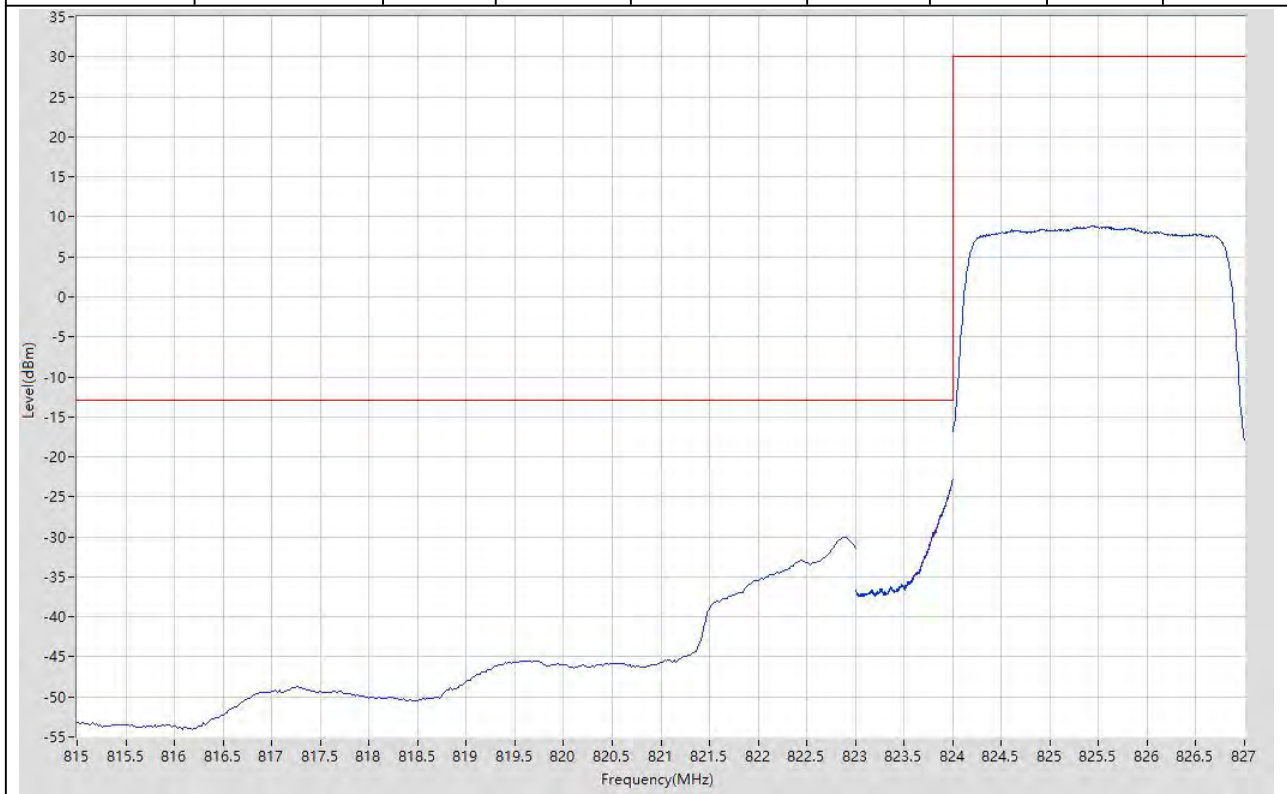
6.9. LTE Band Edge_Part22-24-27(NTNV)(Subtest:9, Channel:20415, Bandwidth:3, Modulation:QPSK, RB Number: 1, RB Position:LOW)

Start Frequency (MHz)	Stop Frequency (MHz)	RBW (MHz)	Detector	Frequency (MHz)	Power (dBm)	Limit (dBm)	Verdict	Sweep Point
815	823	0.1	RMS	823	-36.1	-13	Pass	401
823	824	0.002	RMS	824	-23.12	-13	Pass	501
824	827	0.1	RMS	824.248	20.85	30	Pass	401



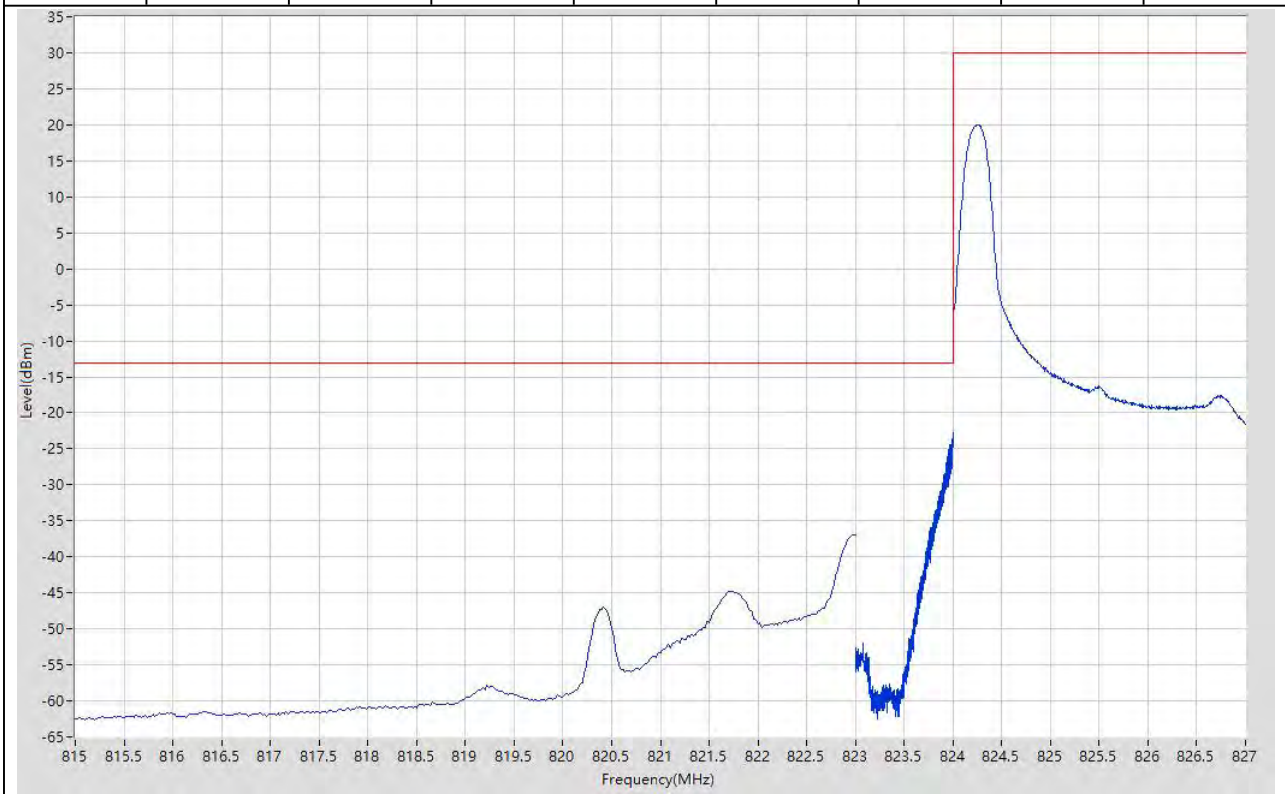
6.10. LTE Band Edge_Part22-24-27(NTNV)(Subtest:10, Channel:20415, Bandwidth:3, Modulation:QPSK, RB Number: 15, RB Position:LOW)

Start Frequency (MHz)	Stop Frequency (MHz)	RBW (MHz)	Detector	Frequency (MHz)	Power (dBm)	Limit (dBm)	Verdict	Sweep Point
815	823	0.1	RMS	822.9	-30.07	-13	Pass	401
823	824	0.03	RMS	824	-22.8	-13	Pass	401
824	827	0.1	RMS	825.425	8.9	30	Pass	401



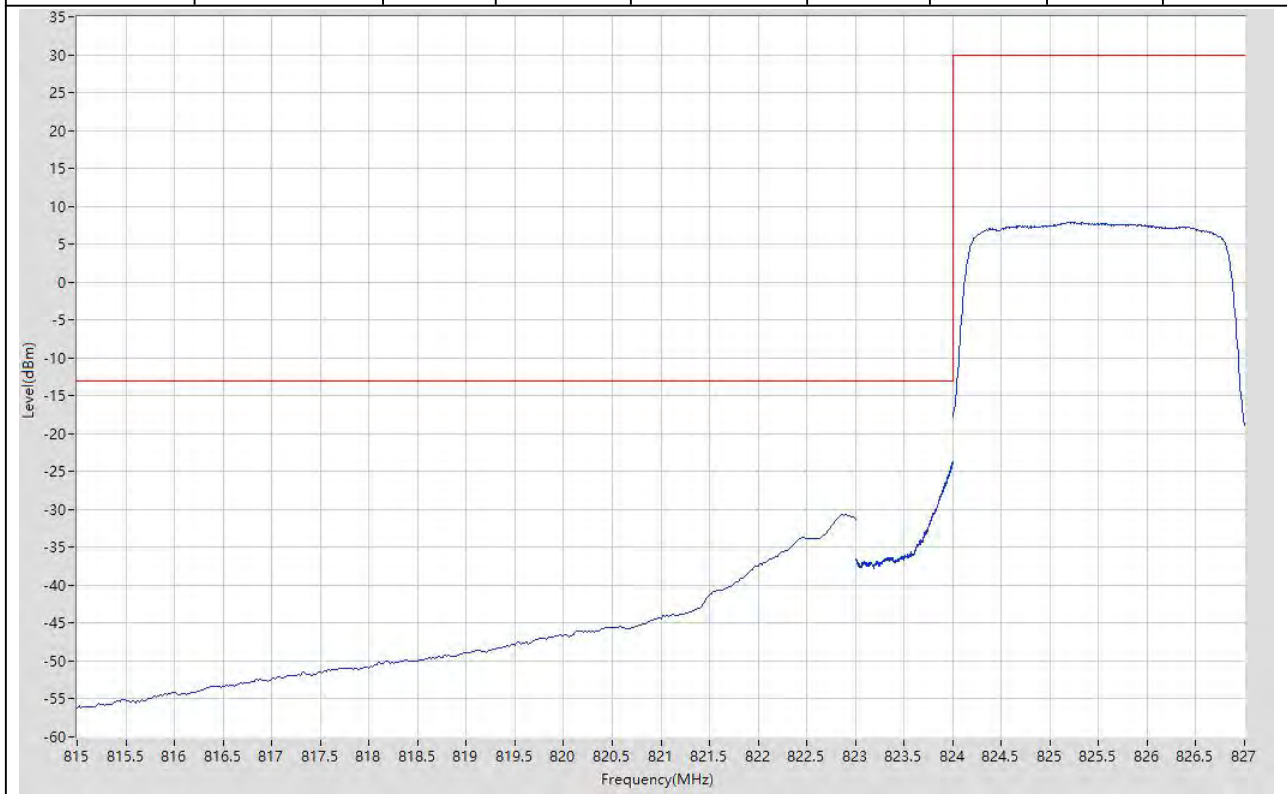
6.11. LTE Band Edge_Part22-24-27(NTNV)(Subtest:11, Channel:20415, Bandwidth:3, Modulation:Q16, RB Number: 1, RB Position:LOW)

Start Frequency (MHz)	Stop Frequency (MHz)	RBW (MHz)	Detector	Frequency (MHz)	Power (dBm)	Limit (dBm)	Verdict	Sweep Point
815	823	0.1	RMS	822.98	-36.92	-13	Pass	401
823	824	0.002	RMS	824	-22.73	-13	Pass	501
824	827	0.1	RMS	824.255	19.99	30	Pass	401



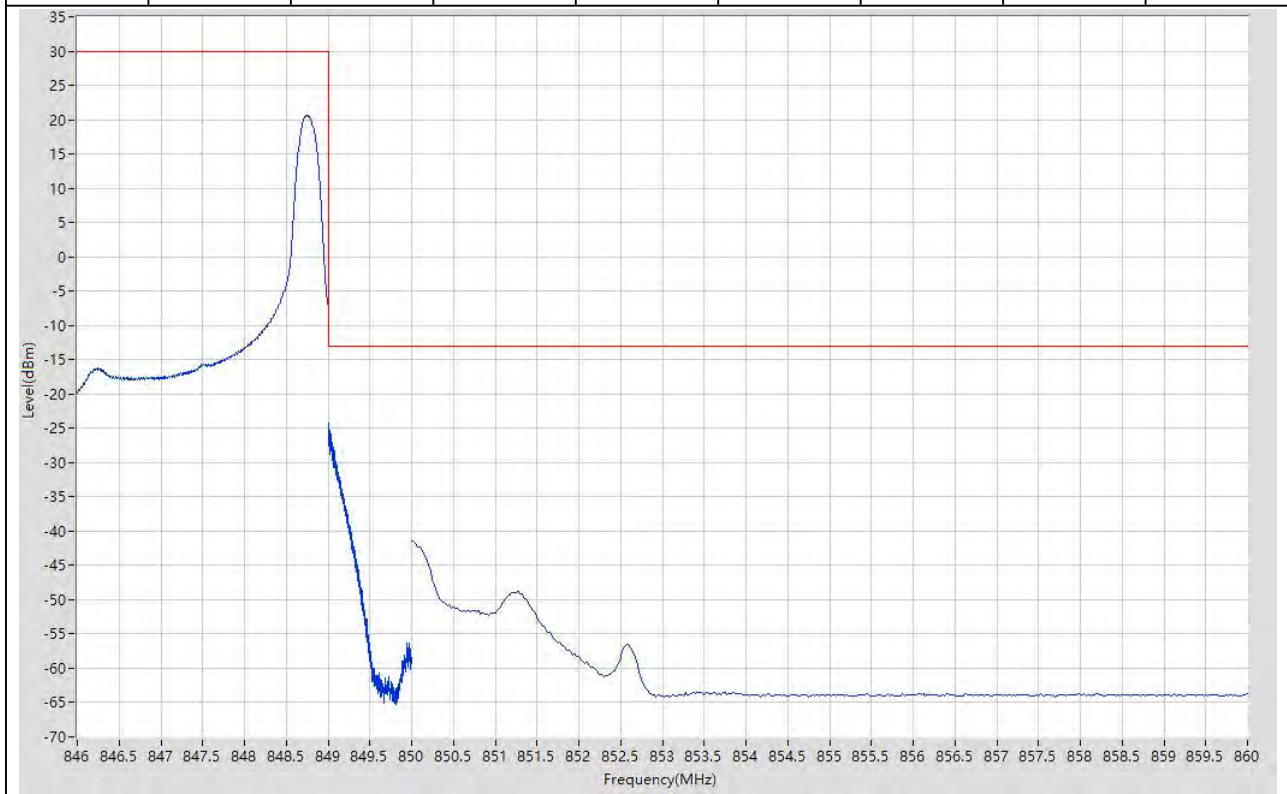
6.12. LTE Band Edge_Part22-24-27(NTNV)(Subtest:12, Channel:20415, Bandwidth:3, Modulation:Q16, RB Number: 15, RB Position:LOW)

Start Frequency (MHz)	Stop Frequency (MHz)	RBW (MHz)	Detector	Frequency (MHz)	Power (dBm)	Limit (dBm)	Verdict	Sweep Point
815	823	0.1	RMS	822.9	-30.58	-13	Pass	401
823	824	0.03	RMS	824	-23.64	-13	Pass	401
824	827	0.1	RMS	825.26	7.92	30	Pass	401



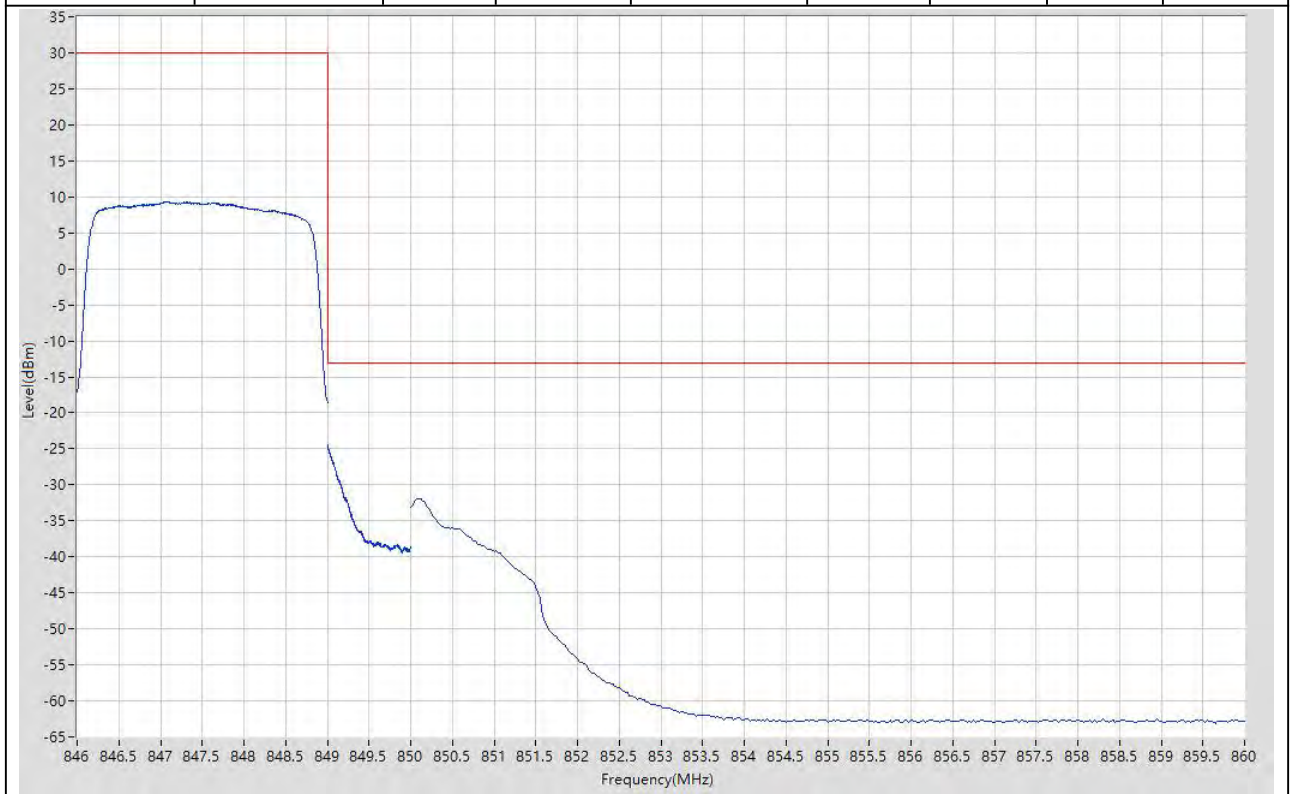
6.13. LTE Band Edge_Part22-24-27(NTNV)(Subtest:13, Channel:20635, Bandwidth:3, Modulation:QPSK, RB Number: 1, RB Position:HIGH)

Start Frequency (MHz)	Stop Frequency (MHz)	RBW (MHz)	Detector	Frequency (MHz)	Power (dBm)	Limit (dBm)	Verdict	Sweep Point
846	849	0.1	RMS	848.753	20.6	30	Pass	401
849	850	0.002	RMS	849	-24.3	-13	Pass	501
850	860	0.1	RMS	850	-41.46	-13	Pass	401



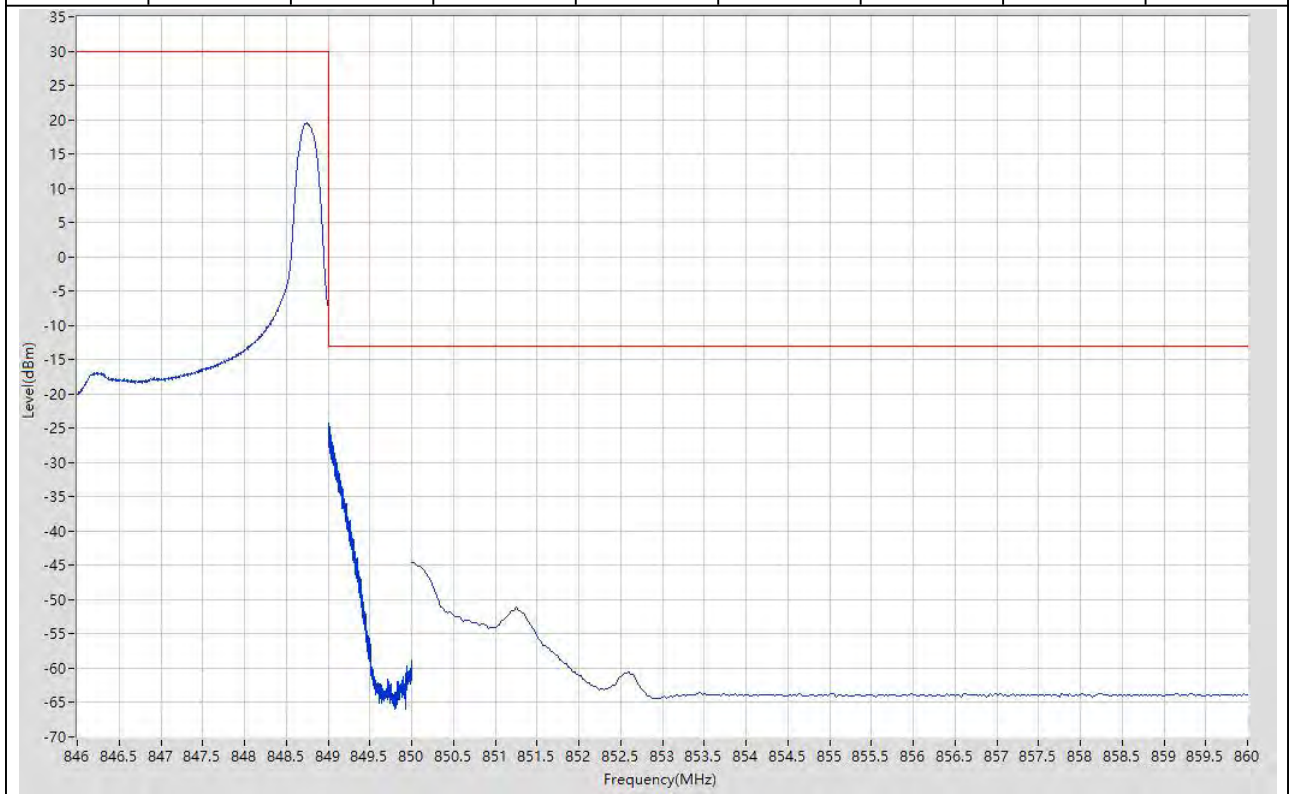
6.14. LTE Band Edge_Part22-24-27(NTNV)(Subtest:14, Channel:20635, Bandwidth:3, Modulation:QPSK, RB Number: 15, RB Position:HIGH)

Start Frequency (MHz)	Stop Frequency (MHz)	RBW (MHz)	Detector	Frequency (MHz)	Power (dBm)	Limit (dBm)	Verdict	Sweep Point
846	849	0.1	RMS	847.08	9.29	30	Pass	401
849	850	0.03	RMS	849.003	-24.5	-13	Pass	401
850	860	0.1	RMS	850.075	-31.92	-13	Pass	401



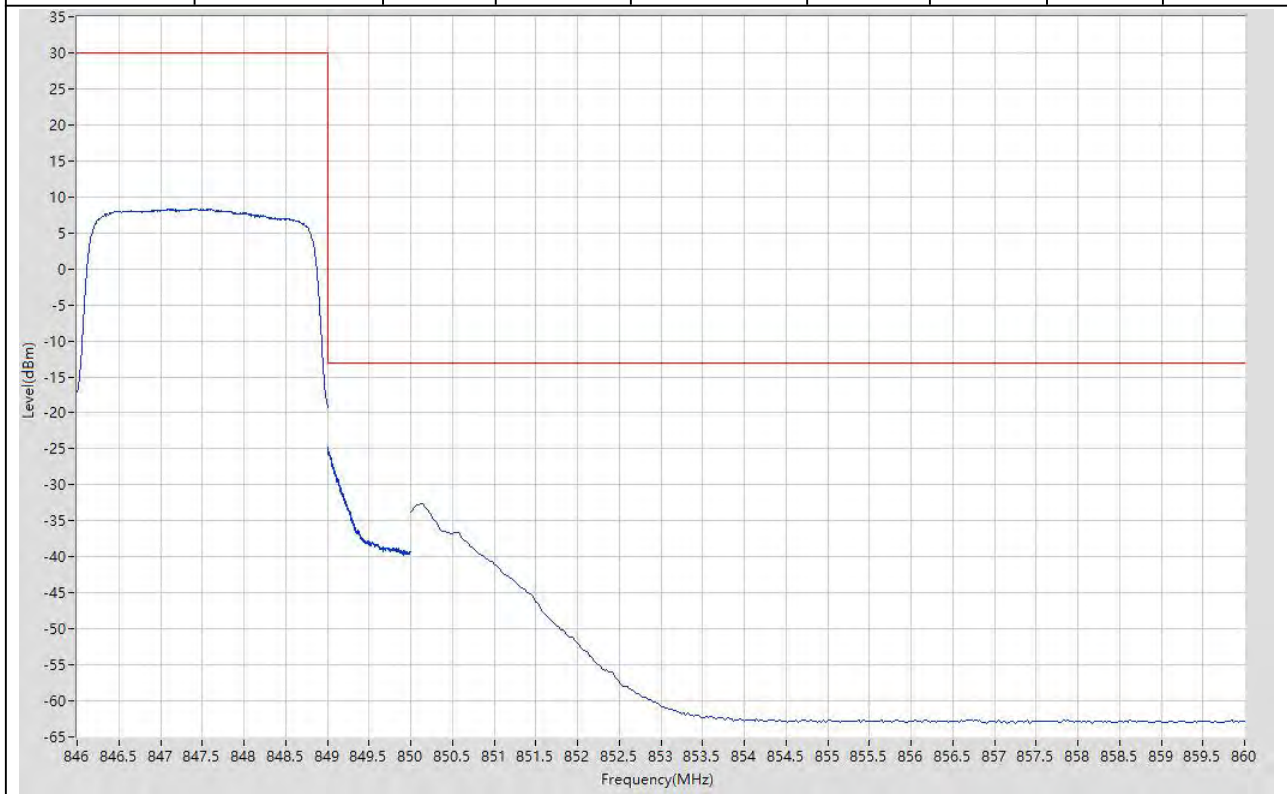
6.15. LTE Band Edge_Part22-24-27(NTNV)(Subtest:15, Channel:20635, Bandwidth:3, Modulation:Q16, RB Number: 1, RB Position:HIGH)

Start Frequency (MHz)	Stop Frequency (MHz)	RBW (MHz)	Detector	Frequency (MHz)	Power (dBm)	Limit (dBm)	Verdict	Sweep Point
846	849	0.1	RMS	848.745	19.52	30	Pass	401
849	850	0.002	RMS	849	-24.21	-13	Pass	501
850	860	0.1	RMS	850.025	-44.54	-13	Pass	401



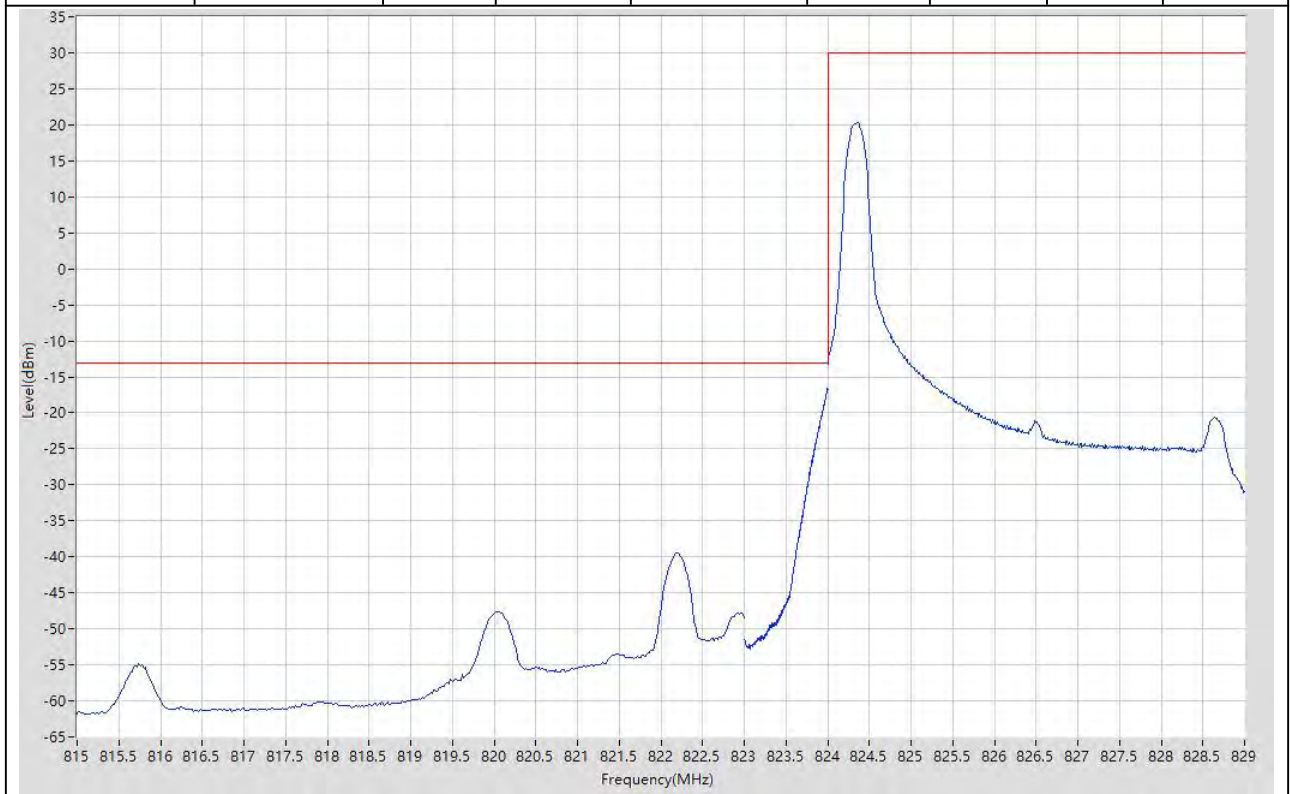
6.16. LTE Band Edge_Part22-24-27(NTNV)(Subtest:16, Channel:20635, Bandwidth:3, Modulation:Q16, RB Number: 15, RB Position:HIGH)

Start Frequency (MHz)	Stop Frequency (MHz)	RBW (MHz)	Detector	Frequency (MHz)	Power (dBm)	Limit (dBm)	Verdict	Sweep Point
846	849	0.1	RMS	847.148	8.27	30	Pass	401
849	850	0.03	RMS	849.003	-24.71	-13	Pass	401
850	860	0.1	RMS	850.125	-32.54	-13	Pass	401



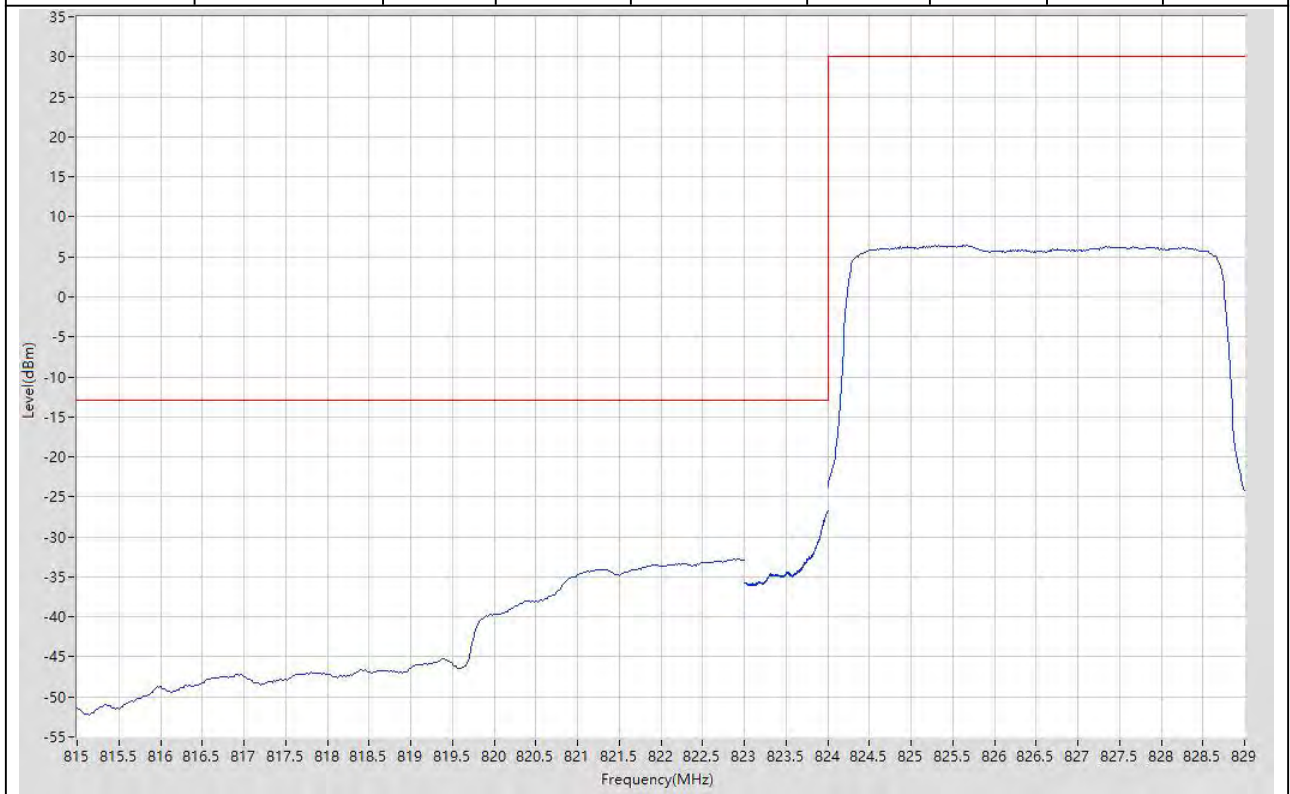
6.17. LTE Band Edge_Part22-24-27(NTNV)(Subtest:17, Channel:20425, Bandwidth:5, Modulation:QPSK, RB Number: 1, RB Position:LOW)

Start Frequency (MHz)	Stop Frequency (MHz)	RBW (MHz)	Detector	Frequency (MHz)	Power (dBm)	Limit (dBm)	Verdict	Sweep Point
815	823	0.1	RMS	822.18	-39.45	-13	Pass	401
823	824	0.051	RMS	823.998	-16.62	-13	Pass	401
824	829	0.1	RMS	824.363	20.23	30	Pass	401



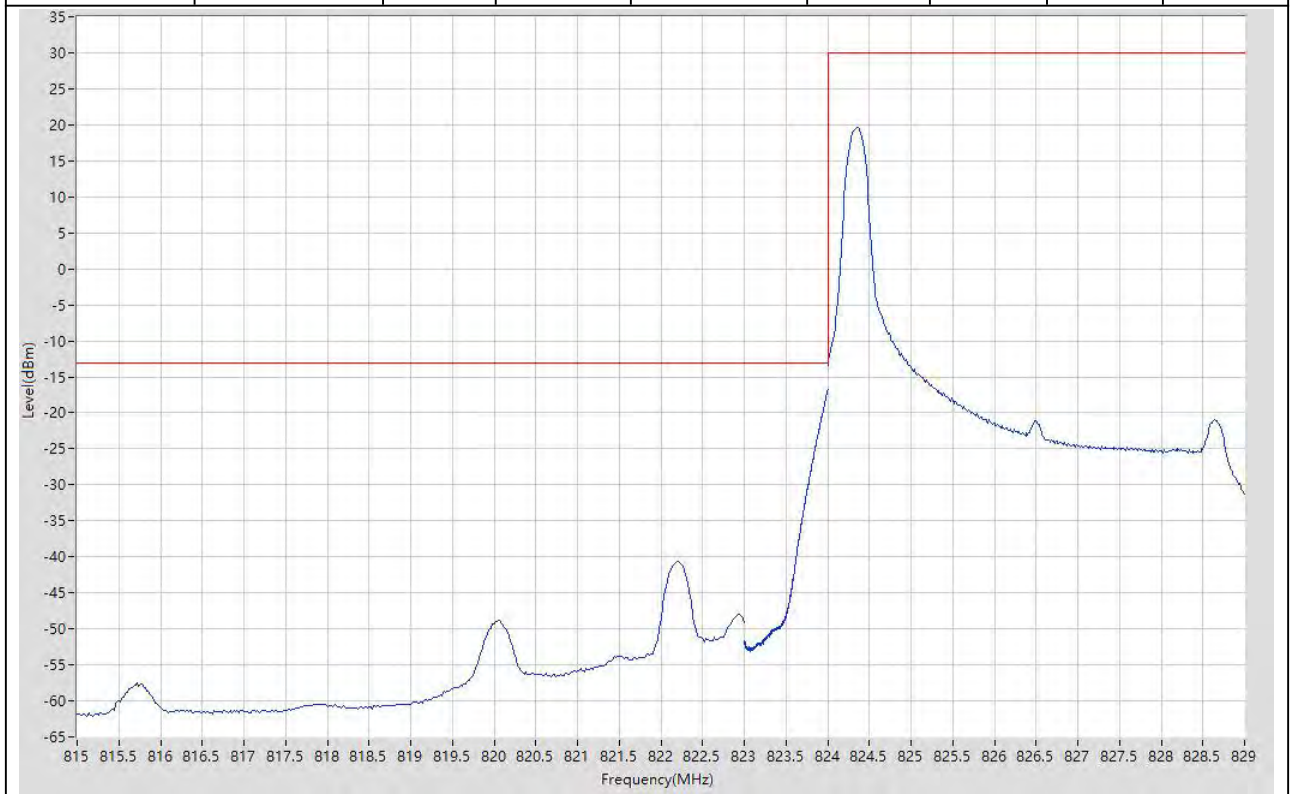
6.18. LTE Band Edge_Part22-24-27(NTNV)(Subtest:18, Channel:20425, Bandwidth:5, Modulation:QPSK, RB Number: 25, RB Position:LOW)

Start Frequency (MHz)	Stop Frequency (MHz)	RBW (MHz)	Detector	Frequency (MHz)	Power (dBm)	Limit (dBm)	Verdict	Sweep Point
815	823	0.1	RMS	822.88	-32.73	-13	Pass	401
823	824	0.051	RMS	824	-26.76	-13	Pass	401
824	829	0.1	RMS	825.288	6.45	30	Pass	401



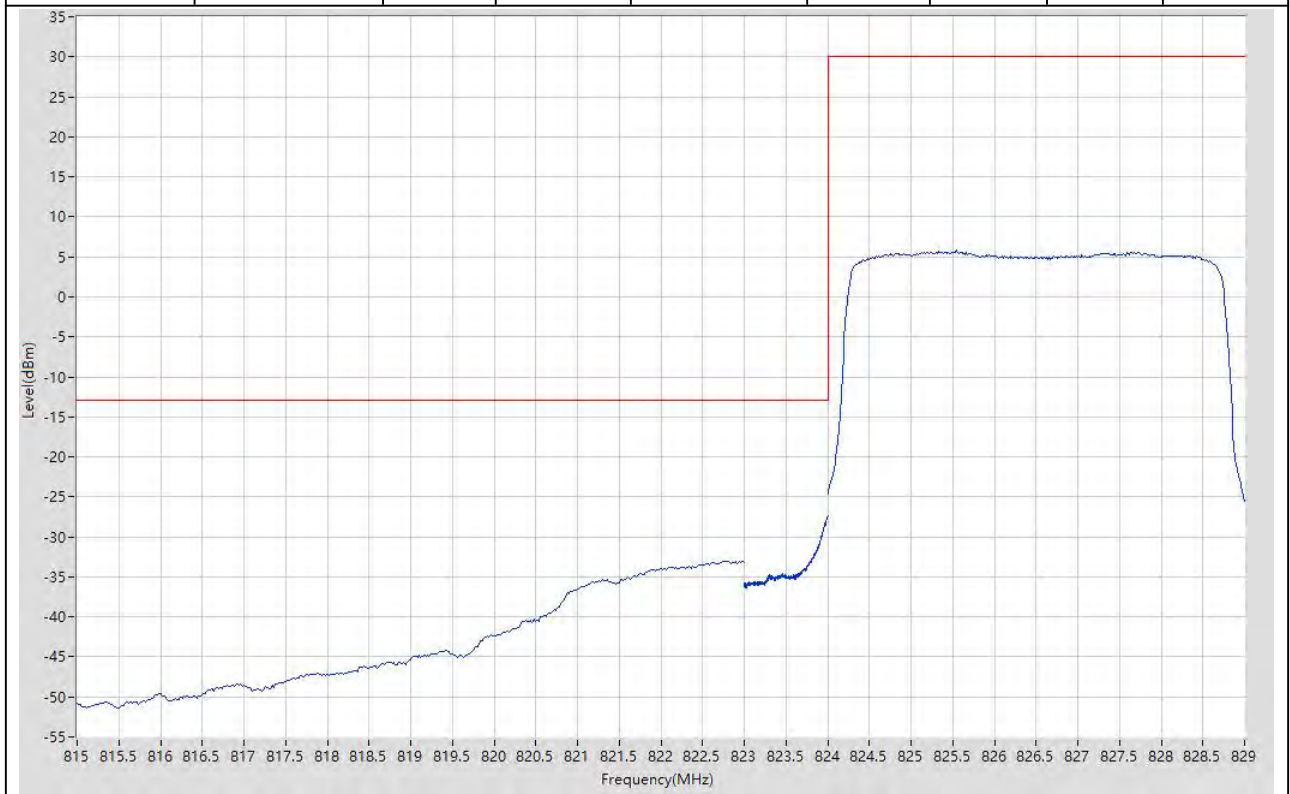
6.19. LTE Band Edge_Part22-24-27(NTNV)(Subtest:19, Channel:20425, Bandwidth:5, Modulation:Q16, RB Number: 1, RB Position:LOW)

Start Frequency (MHz)	Stop Frequency (MHz)	RBW (MHz)	Detector	Frequency (MHz)	Power (dBm)	Limit (dBm)	Verdict	Sweep Point
815	823	0.1	RMS	822.2	-40.68	-13	Pass	401
823	824	0.051	RMS	824	-16.8	-13	Pass	401
824	829	0.1	RMS	824.363	19.6	30	Pass	401



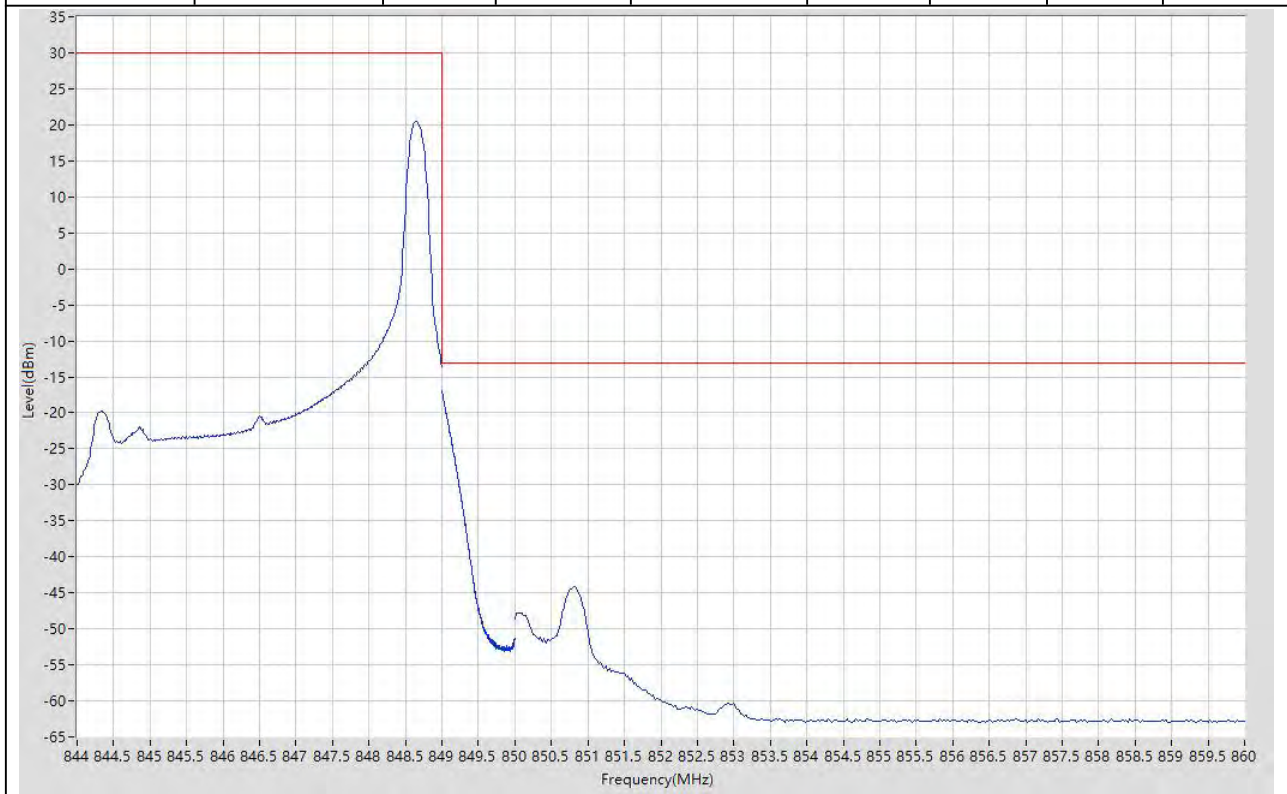
6.20. LTE Band Edge_Part22-24-27(NTNV)(Subtest:20, Channel:20425, Bandwidth:5, Modulation:Q16, RB Number: 25, RB Position:LOW)

Start Frequency (MHz)	Stop Frequency (MHz)	RBW (MHz)	Detector	Frequency (MHz)	Power (dBm)	Limit (dBm)	Verdict	Sweep Point
815	823	0.1	RMS	822.78	-33.02	-13	Pass	401
823	824	0.051	RMS	824	-27.29	-13	Pass	401
824	829	0.1	RMS	825.55	5.83	30	Pass	401



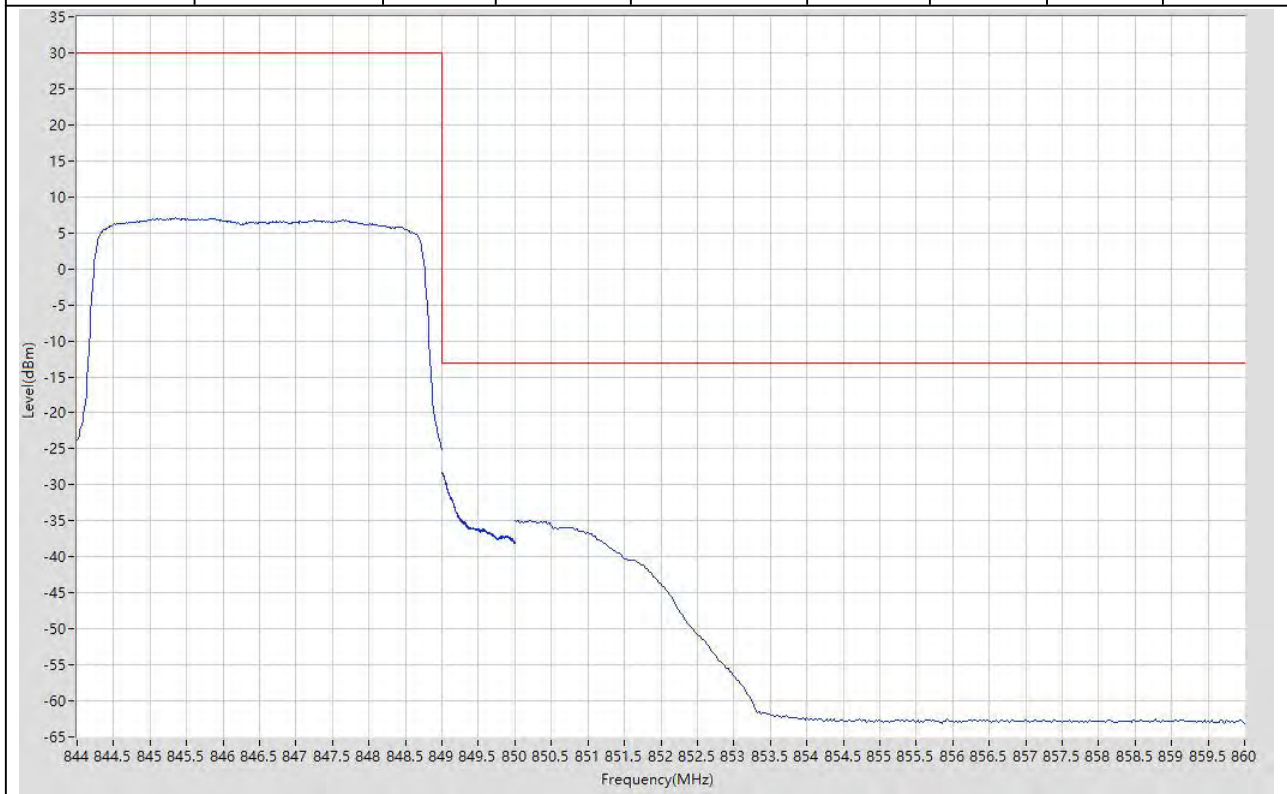
6.21. LTE Band Edge_Part22-24-27(NTNV)(Subtest:21, Channel:20625, Bandwidth:5, Modulation:QPSK, RB Number: 1, RB Position:HIGH)

Start Frequency (MHz)	Stop Frequency (MHz)	RBW (MHz)	Detector	Frequency (MHz)	Power (dBm)	Limit (dBm)	Verdict	Sweep Point
844	849	0.1	RMS	848.638	20.49	30	Pass	401
849	850	0.051	RMS	849	-16.92	-13	Pass	401
850	860	0.1	RMS	850.8	-44.17	-13	Pass	401



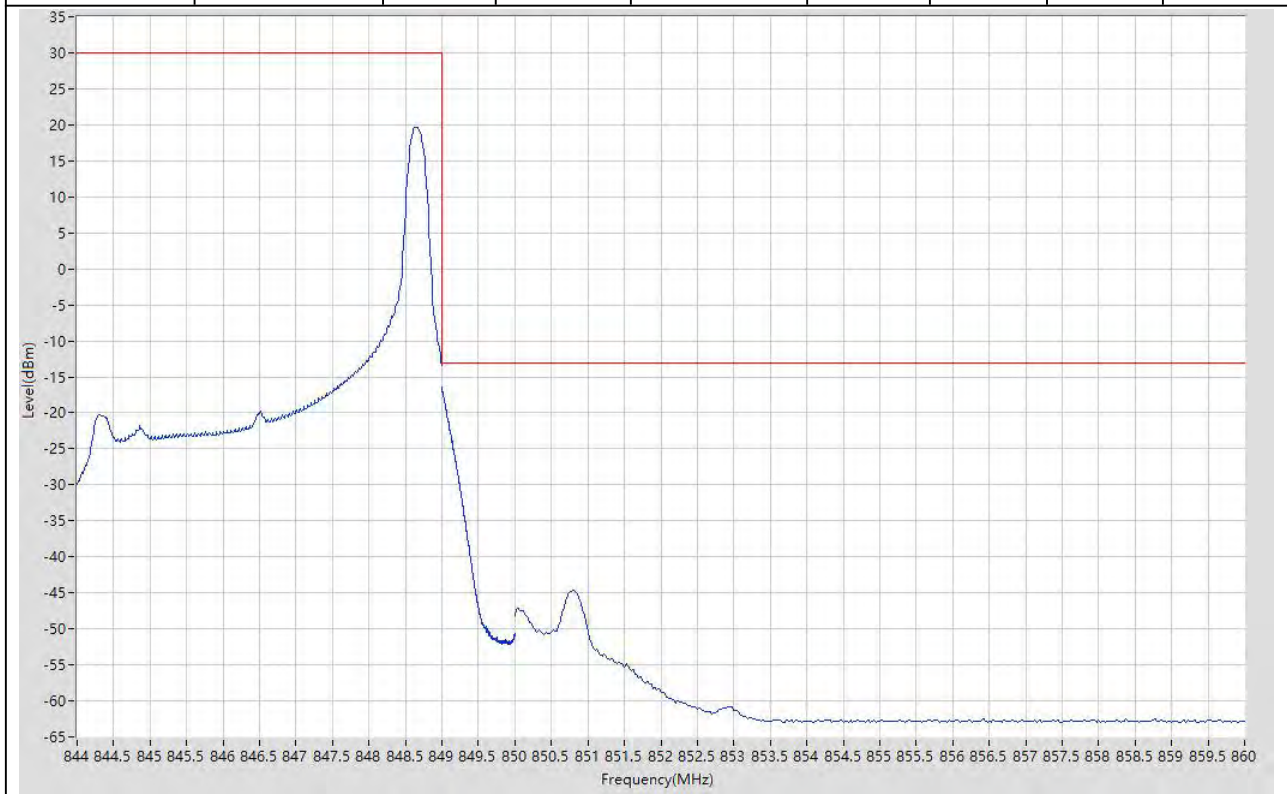
6.22. LTE Band Edge_Part22-24-27(NTNV)(Subtest:22, Channel:20625, Bandwidth:5, Modulation:QPSK, RB Number: 25, RB Position:HIGH)

Start Frequency (MHz)	Stop Frequency (MHz)	RBW (MHz)	Detector	Frequency (MHz)	Power (dBm)	Limit (dBm)	Verdict	Sweep Point
844	849	0.1	RMS	845.35	7.07	30	Pass	401
849	850	0.051	RMS	849.005	-28.31	-13	Pass	401
850	860	0.1	RMS	850	-34.95	-13	Pass	401



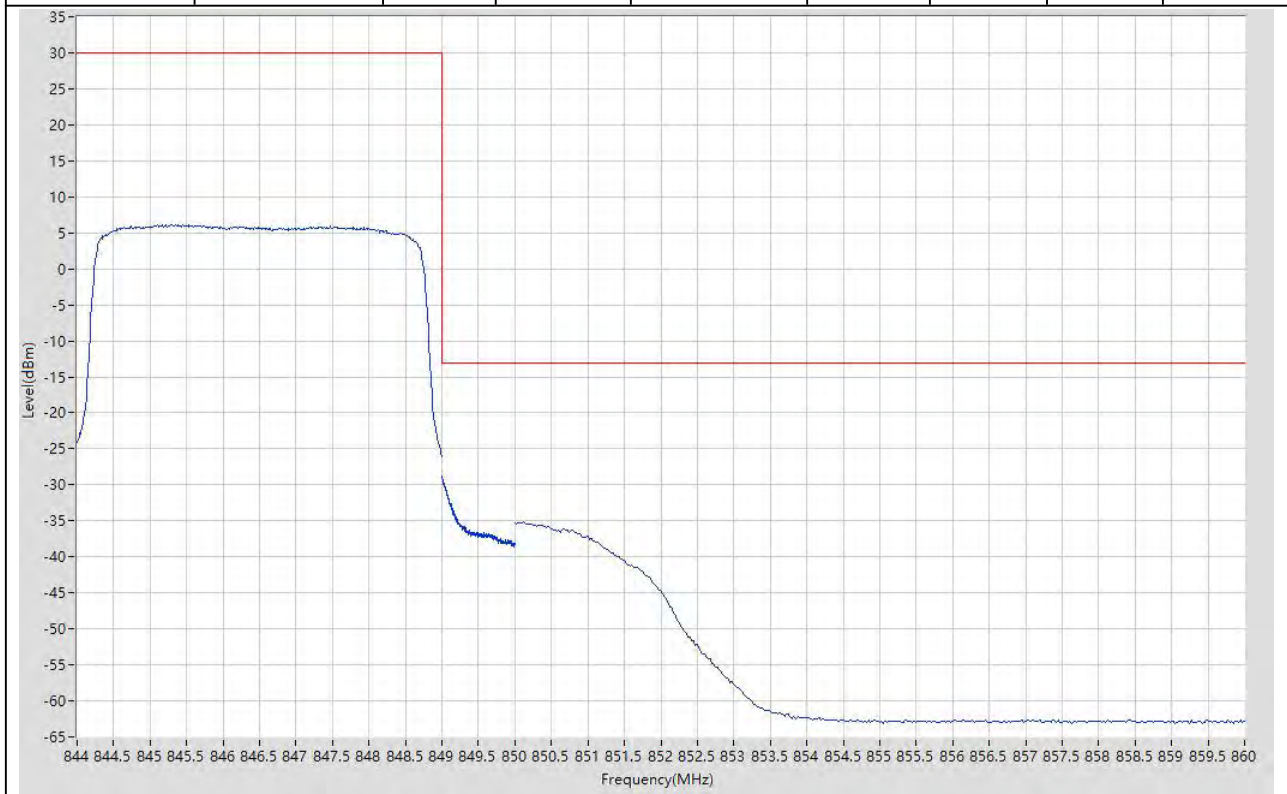
6.23. LTE Band Edge_Part22-24-27(NTNV)(Subtest:23, Channel:20625, Bandwidth:5, Modulation:Q16, RB Number: 1, RB Position:HIGH)

Start Frequency (MHz)	Stop Frequency (MHz)	RBW (MHz)	Detector	Frequency (MHz)	Power (dBm)	Limit (dBm)	Verdict	Sweep Point
844	849	0.1	RMS	848.65	19.69	30	Pass	401
849	850	0.051	RMS	849	-16.48	-13	Pass	401
850	860	0.1	RMS	850.8	-44.59	-13	Pass	401



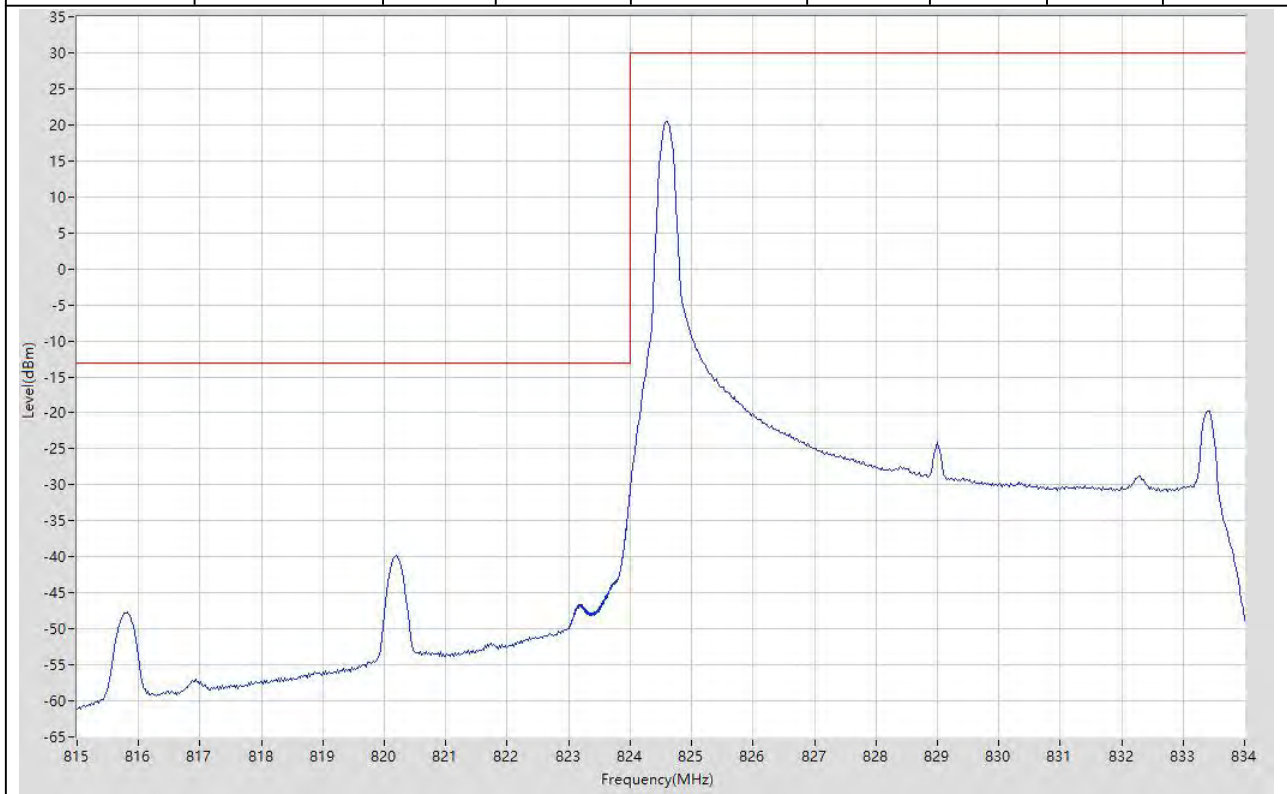
6.24. LTE Band Edge_Part22-24-27(NTNV)(Subtest:24, Channel:20625, Bandwidth:5, Modulation:Q16, RB Number: 25, RB Position:HIGH)

Start Frequency (MHz)	Stop Frequency (MHz)	RBW (MHz)	Detector	Frequency (MHz)	Power (dBm)	Limit (dBm)	Verdict	Sweep Point
844	849	0.1	RMS	845.288	6.1	30	Pass	401
849	850	0.051	RMS	849.003	-28.75	-13	Pass	401
850	860	0.1	RMS	850.125	-35.17	-13	Pass	401



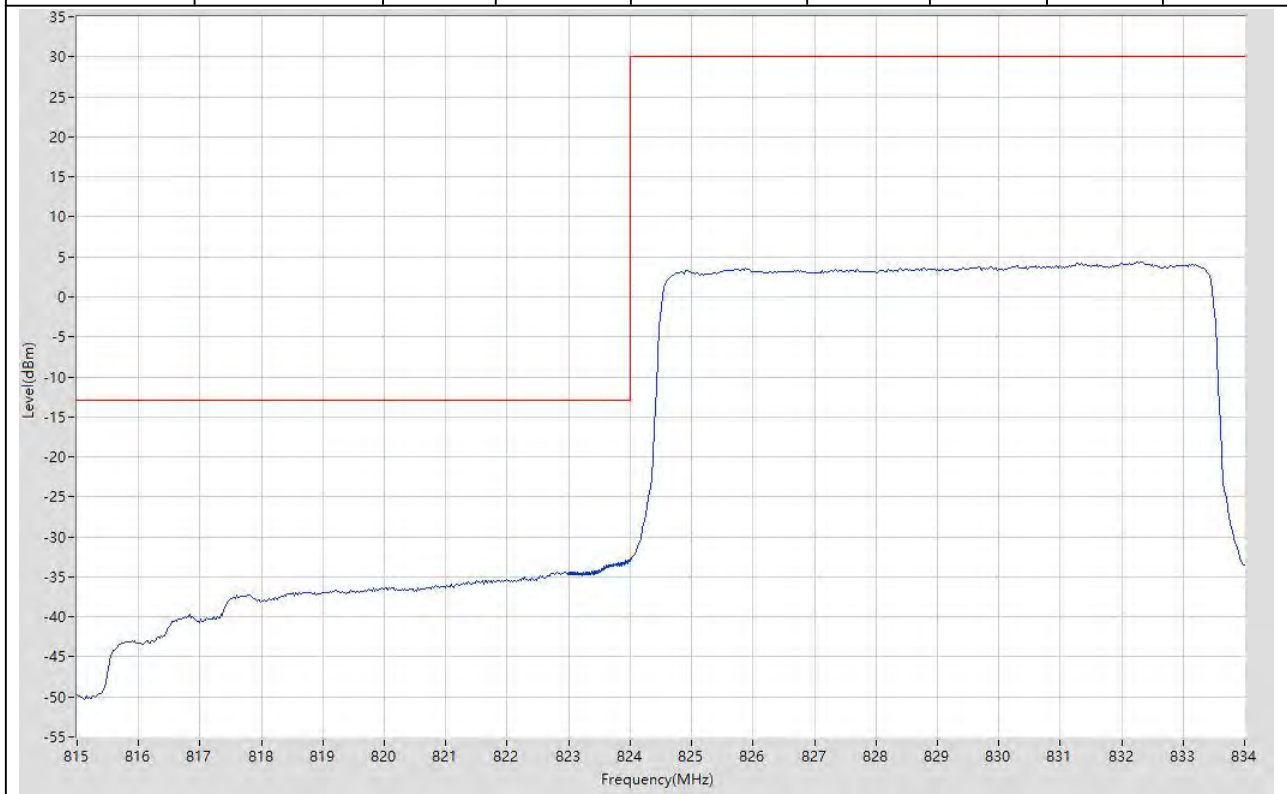
6.25. LTE Band Edge_Part22-24-27(NTNV)(Subtest:25, Channel:20450, Bandwidth:10, Modulation:QPSK, RB Number: 1, RB Position:LOW)

Start Frequency (MHz)	Stop Frequency (MHz)	RBW (MHz)	Detector	Frequency (MHz)	Power (dBm)	Limit (dBm)	Verdict	Sweep Point
815	823	0.1	RMS	820.2	-39.83	-13	Pass	401
823	824	0.1	RMS	824	-30.9	-13	Pass	401
824	834	0.1	RMS	824.6	20.39	30	Pass	401



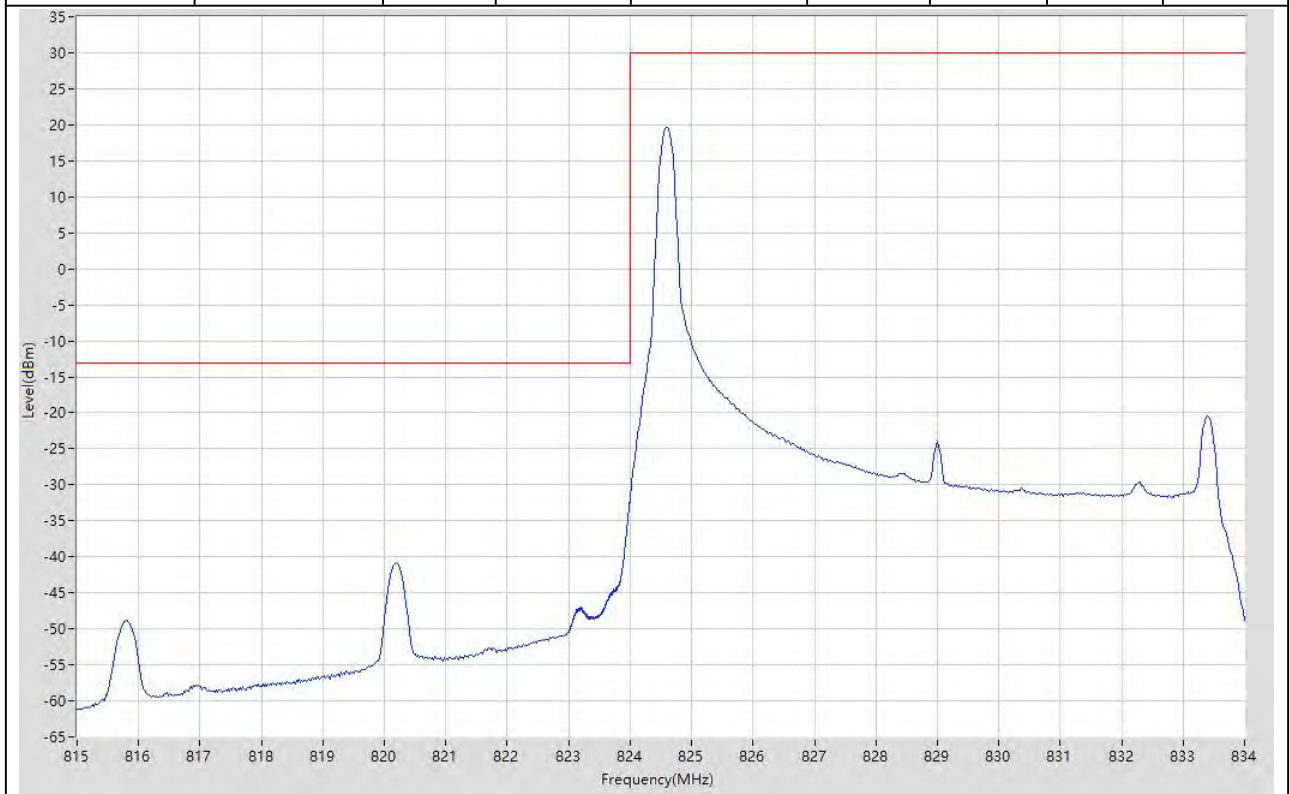
6.26. LTE Band Edge_Part22-24-27(NTNV)(Subtest:26, Channel:20450, Bandwidth:10, Modulation:QPSK, RB Number: 50, RB Position:LOW)

Start Frequency (MHz)	Stop Frequency (MHz)	RBW (MHz)	Detector	Frequency (MHz)	Power (dBm)	Limit (dBm)	Verdict	Sweep Point
815	823	0.1	RMS	823	-34.45	-13	Pass	401
823	824	0.1	RMS	824	-32.73	-13	Pass	401
824	834	0.1	RMS	832.25	4.36	30	Pass	401



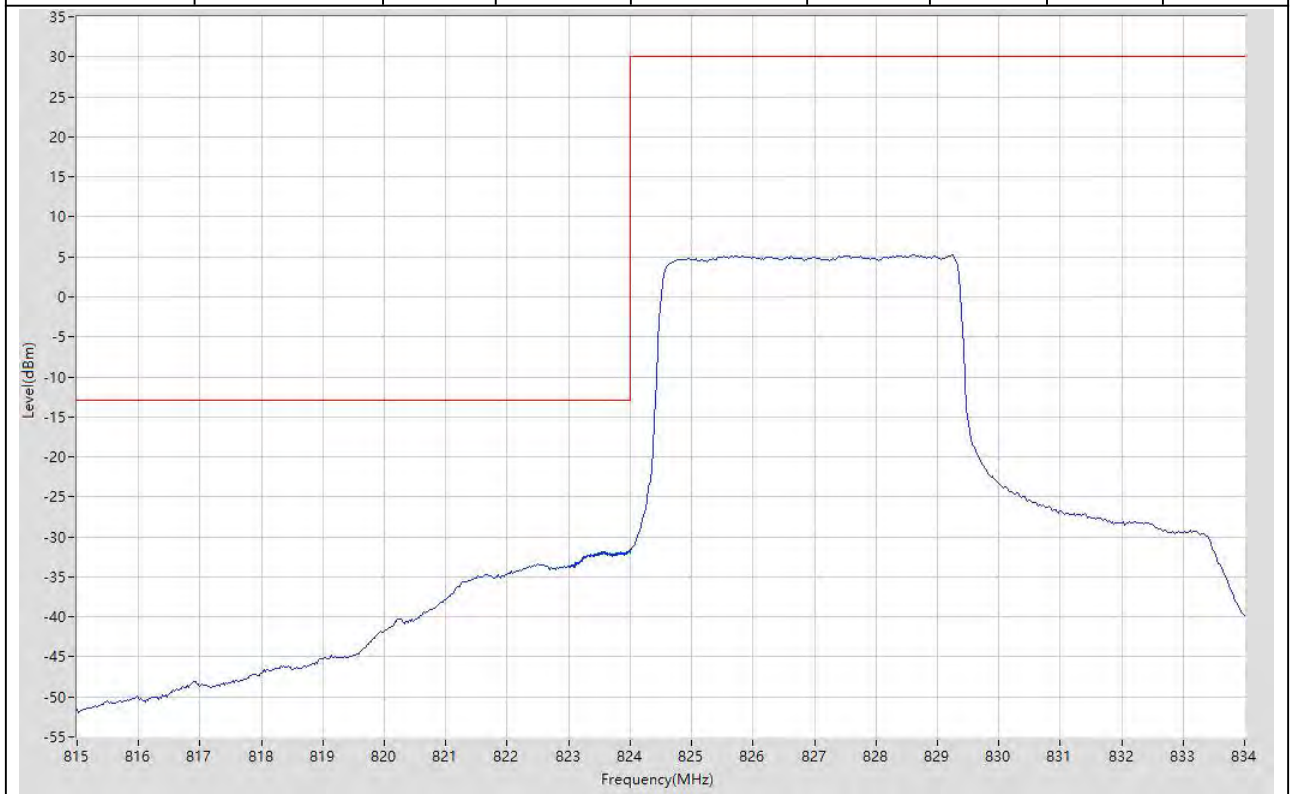
6.27. LTE Band Edge_Part22-24-27(NTNV)(Subtest:27, Channel:20450, Bandwidth:10, Modulation:Q16, RB Number: 1, RB Position:LOW)

Start Frequency (MHz)	Stop Frequency (MHz)	RBW (MHz)	Detector	Frequency (MHz)	Power (dBm)	Limit (dBm)	Verdict	Sweep Point
815	823	0.1	RMS	820.2	-40.85	-13	Pass	401
823	824	0.1	RMS	824	-31.87	-13	Pass	401
824	834	0.1	RMS	824.6	19.68	30	Pass	401



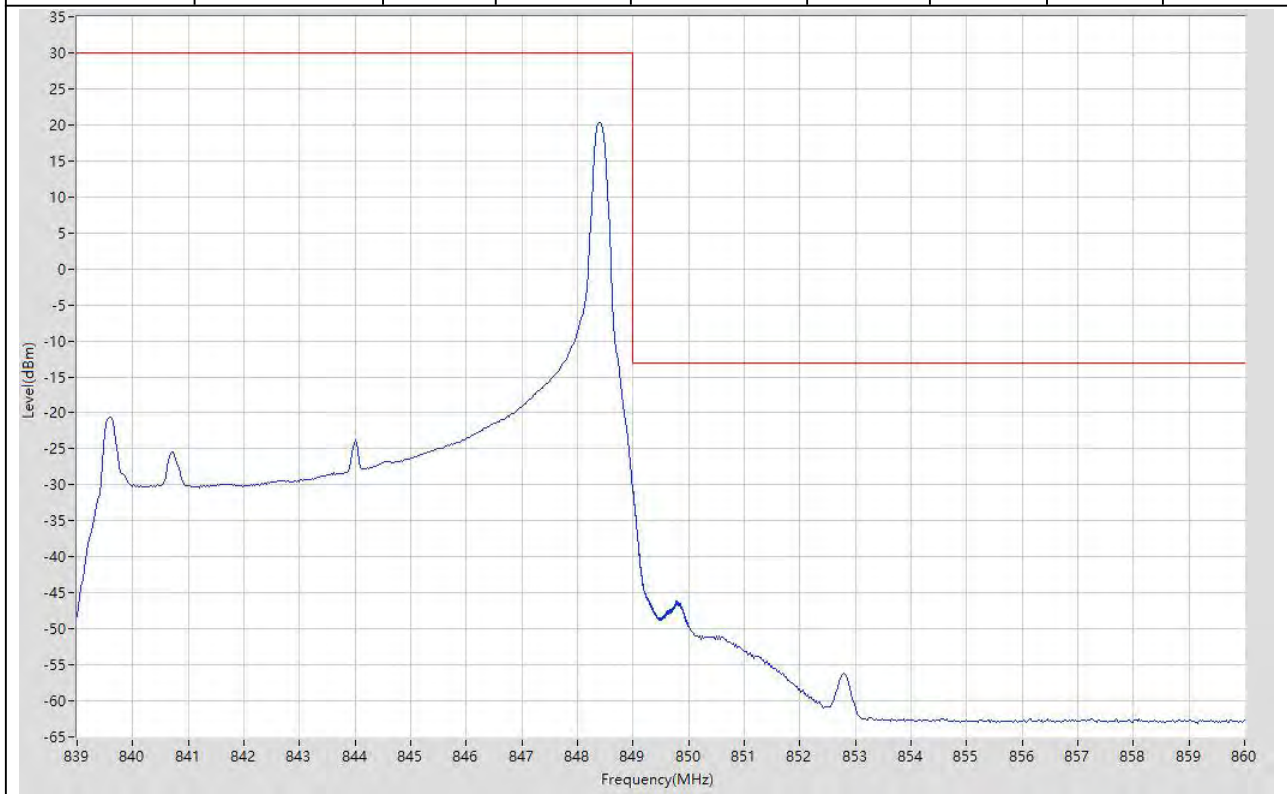
6.28. LTE Band Edge_Part22-24-27(NTNV)(Subtest:28, Channel:20450, Bandwidth:10, Modulation:Q16, RB Number: 27, RB Position:LOW)

Start Frequency (MHz)	Stop Frequency (MHz)	RBW (MHz)	Detector	Frequency (MHz)	Power (dBm)	Limit (dBm)	Verdict	Sweep Point
815	823	0.1	RMS	822.5	-33.38	-13	Pass	401
823	824	0.1	RMS	823.995	-31.62	-13	Pass	401
824	834	0.1	RMS	829.25	5.21	30	Pass	401



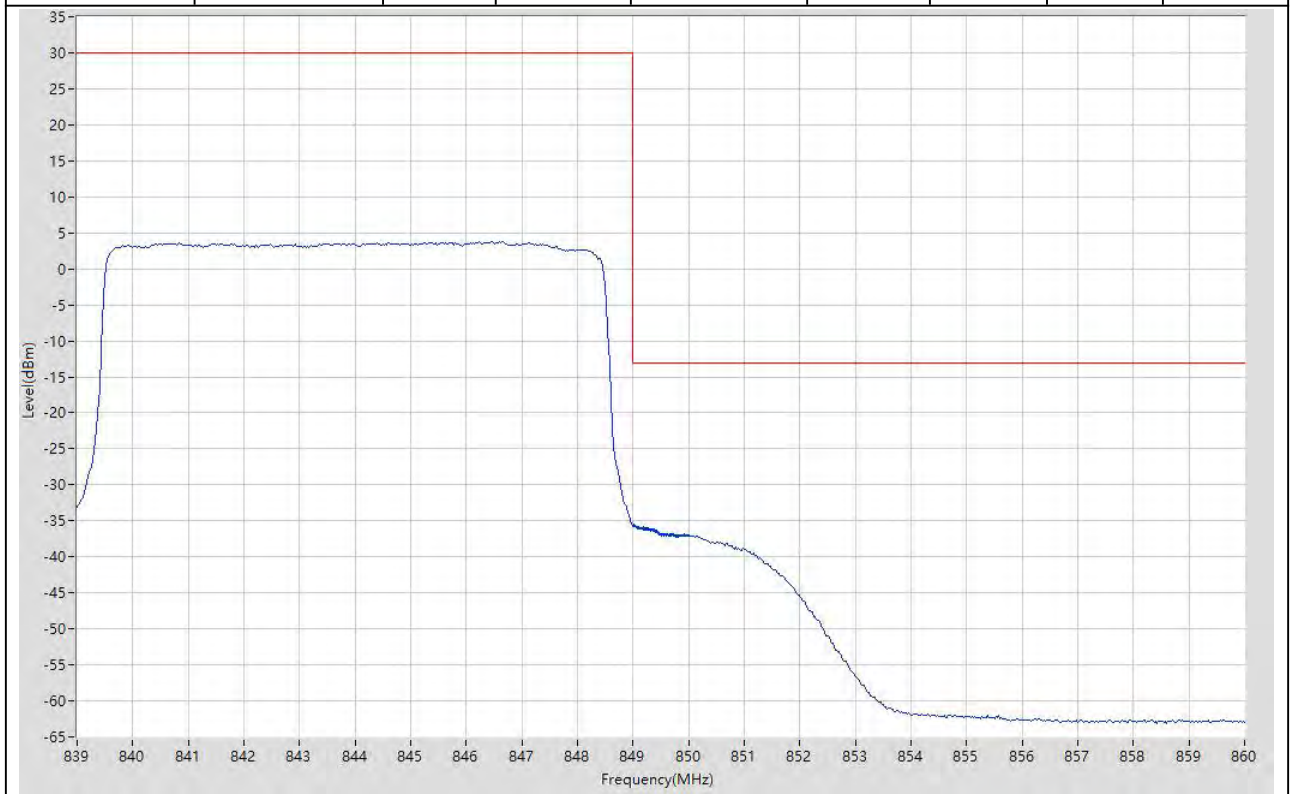
6.29. LTE Band Edge_Part22-24-27(NTNV)(Subtest:29, Channel:20600, Bandwidth:10, Modulation:QPSK, RB Number: 1, RB Position:HIGH)

Start Frequency (MHz)	Stop Frequency (MHz)	RBW (MHz)	Detector	Frequency (MHz)	Power (dBm)	Limit (dBm)	Verdict	Sweep Point
839	849	0.1	RMS	848.4	20.38	30	Pass	401
849	850	0.1	RMS	849	-30.66	-13	Pass	401
850	860	0.1	RMS	850	-49.65	-13	Pass	401



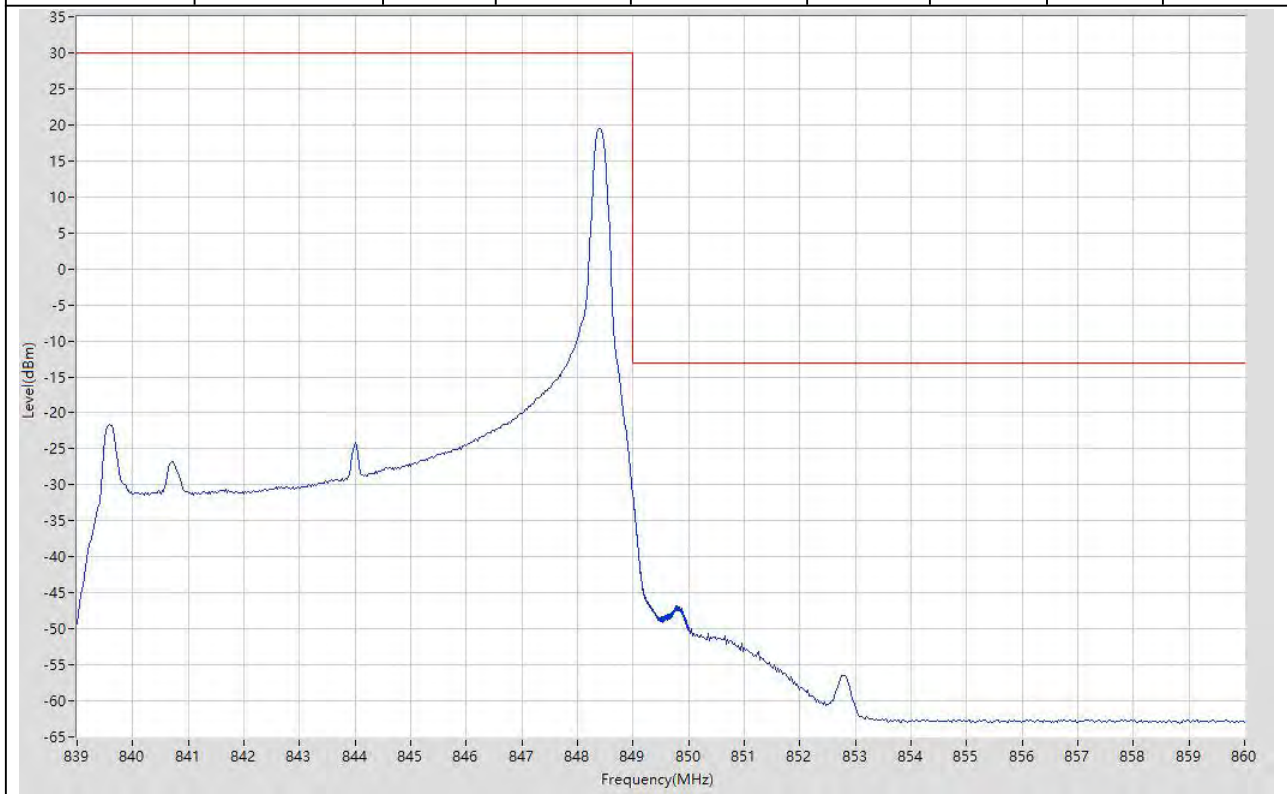
6.30. LTE Band Edge_Part22-24-27(NTNV)(Subtest:30, Channel:20600, Bandwidth:10, Modulation:QPSK, RB Number: 50, RB Position:HIGH)

Start Frequency (MHz)	Stop Frequency (MHz)	RBW (MHz)	Detector	Frequency (MHz)	Power (dBm)	Limit (dBm)	Verdict	Sweep Point
839	849	0.1	RMS	846.475	3.78	30	Pass	401
849	850	0.1	RMS	849.013	-35.4	-13	Pass	401
850	860	0.1	RMS	850	-37.03	-13	Pass	401



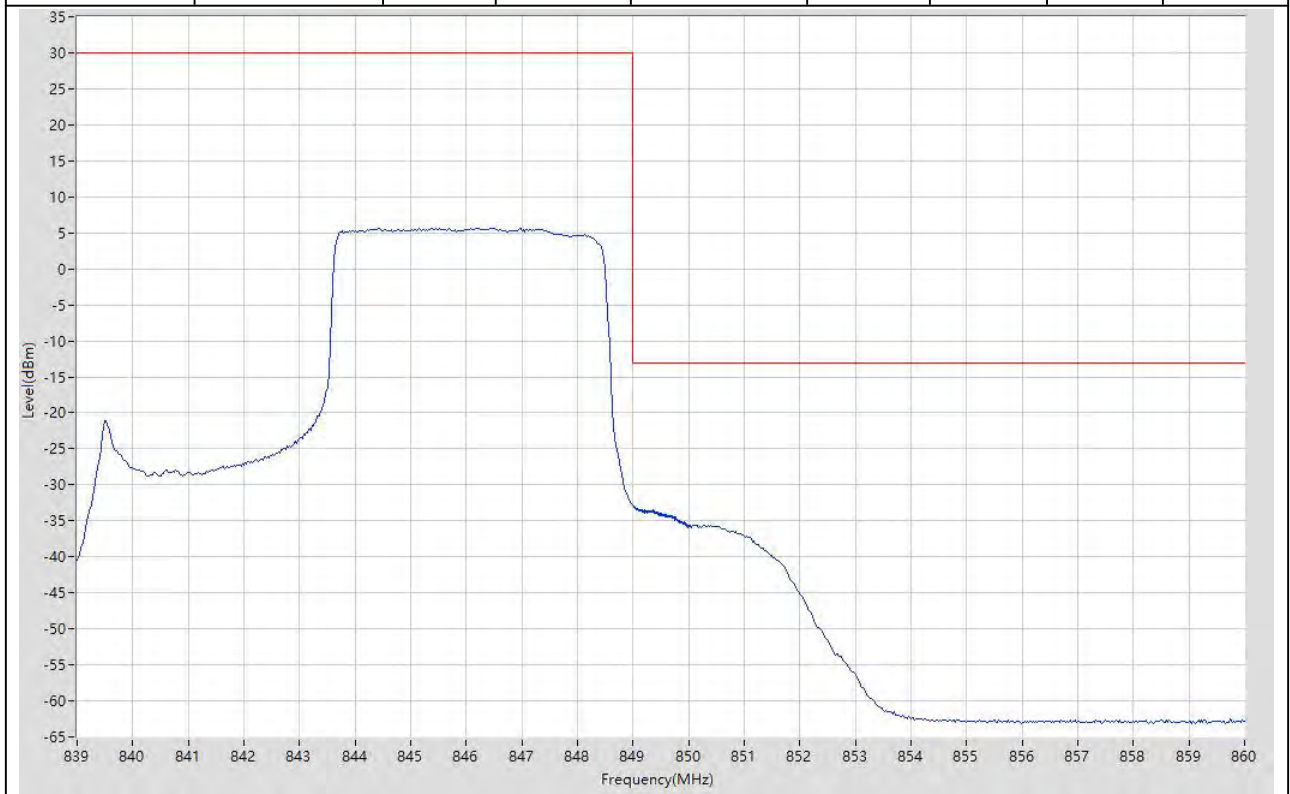
6.31. LTE Band Edge_Part22-24-27(NTNV)(Subtest:31, Channel:20600, Bandwidth:10, Modulation:Q16, RB Number: 1, RB Position:HIGH)

Start Frequency (MHz)	Stop Frequency (MHz)	RBW (MHz)	Detector	Frequency (MHz)	Power (dBm)	Limit (dBm)	Verdict	Sweep Point
839	849	0.1	RMS	848.4	19.43	30	Pass	401
849	850	0.1	RMS	849	-31.6	-13	Pass	401
850	860	0.1	RMS	850.05	-50.04	-13	Pass	401



6.32. LTE Band Edge_Part22-24-27(NTNV)(Subtest:32, Channel:20600, Bandwidth:10, Modulation:Q16, RB Number: 27, RB Position:HIGH)

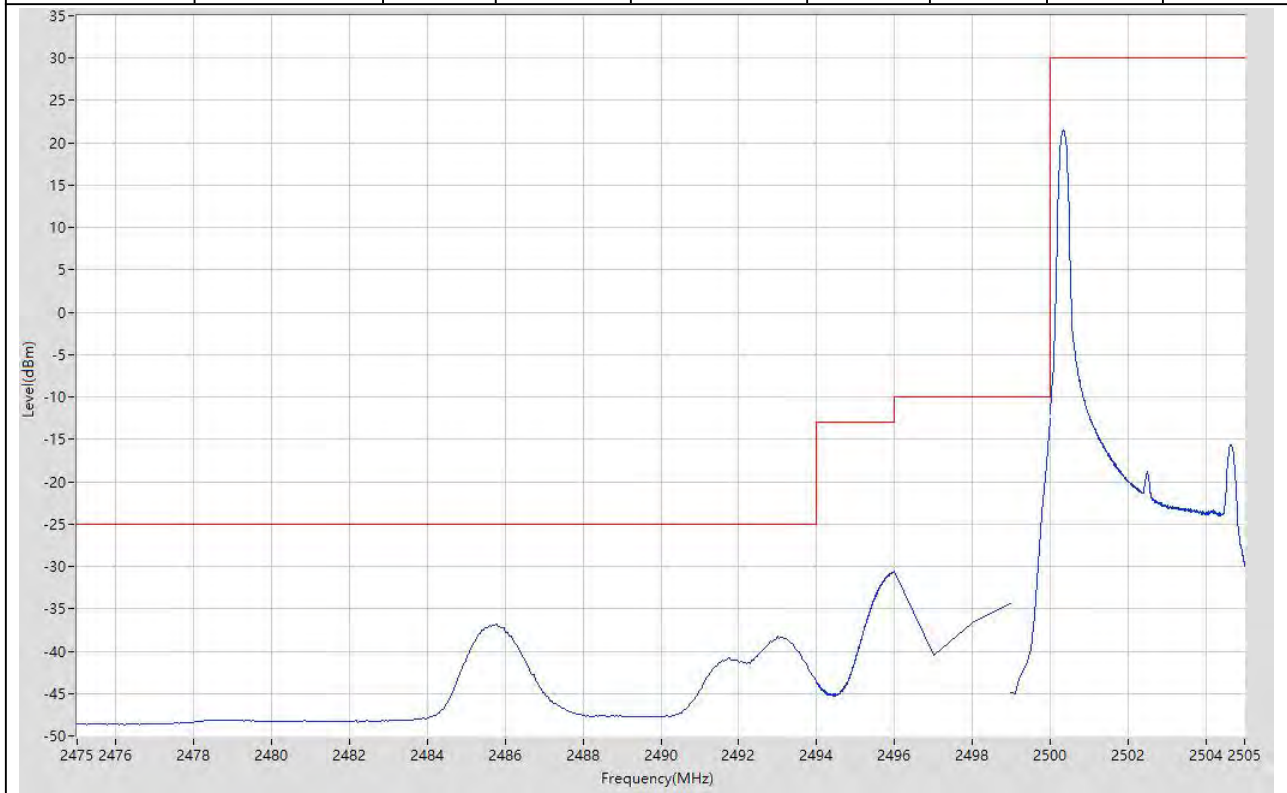
Start Frequency (MHz)	Stop Frequency (MHz)	RBW (MHz)	Detector	Frequency (MHz)	Power (dBm)	Limit (dBm)	Verdict	Sweep Point
839	849	0.1	RMS	844.425	5.66	30	Pass	401
849	850	0.1	RMS	849	-32.83	-13	Pass	401
850	860	0.1	RMS	850.1	-35.58	-13	Pass	401



3. LTE_Band7

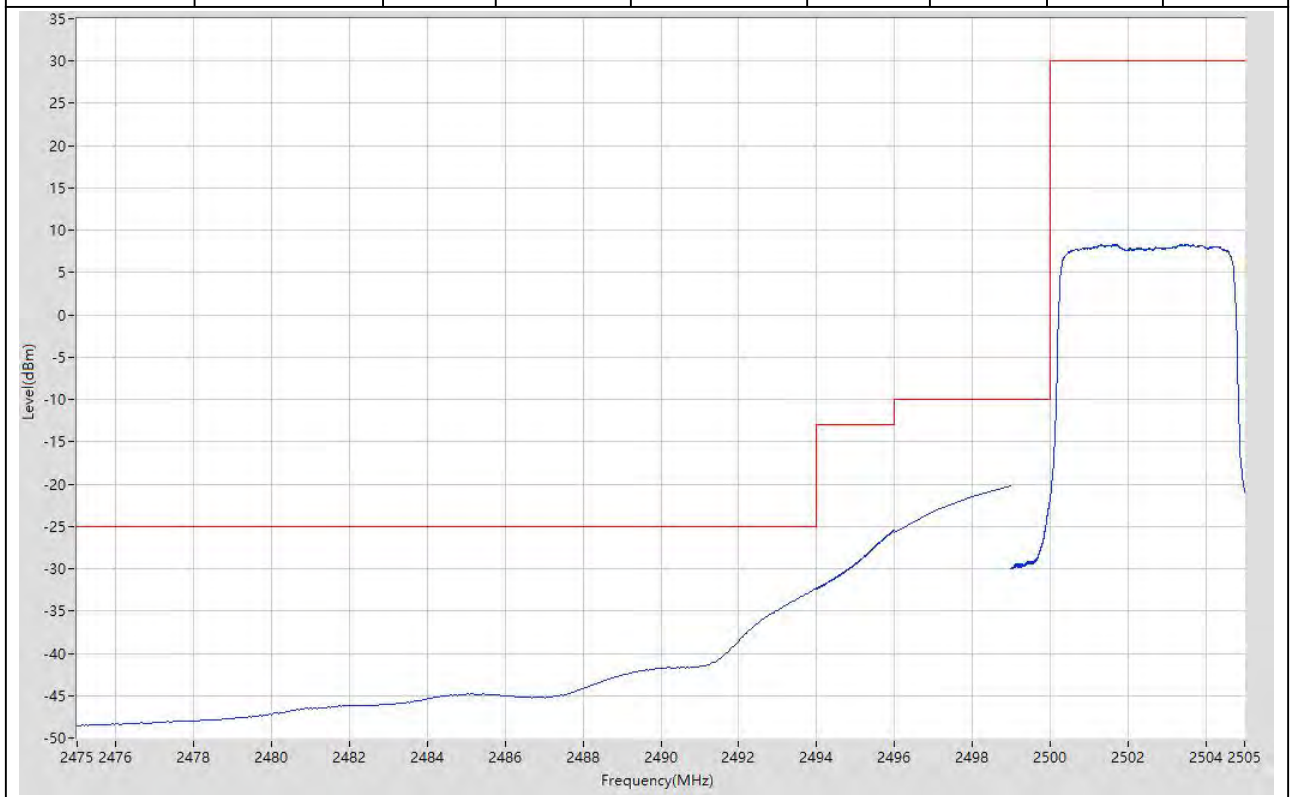
3.1. LTE Band Edge_Part22-24-27(NTNV)(Subtest:1, Channel:20775, Bandwidth:5, Modulation:QPSK, RB Number: 1, RB Position:LOW)

Start Frequency (MHz)	Stop Frequency (MHz)	RBW (MHz)	Detector	Frequency (MHz)	Power (dBm)	Limit (dBm)	Verdict	Sweep Point
2475	2494	1	RMS	2485.783	-36.87	-25	Pass	401
2494	2496	1	RMS	2495.995	-30.62	-13	Pass	401
2496	2499	1	RMS	2496	-30.59	-10	Pass	4
2499	2500	0.1	RMS	2500	-12.55	-10	Pass	11
2500	2505	0.1	RMS	2500.35	21.51	30	Pass	401



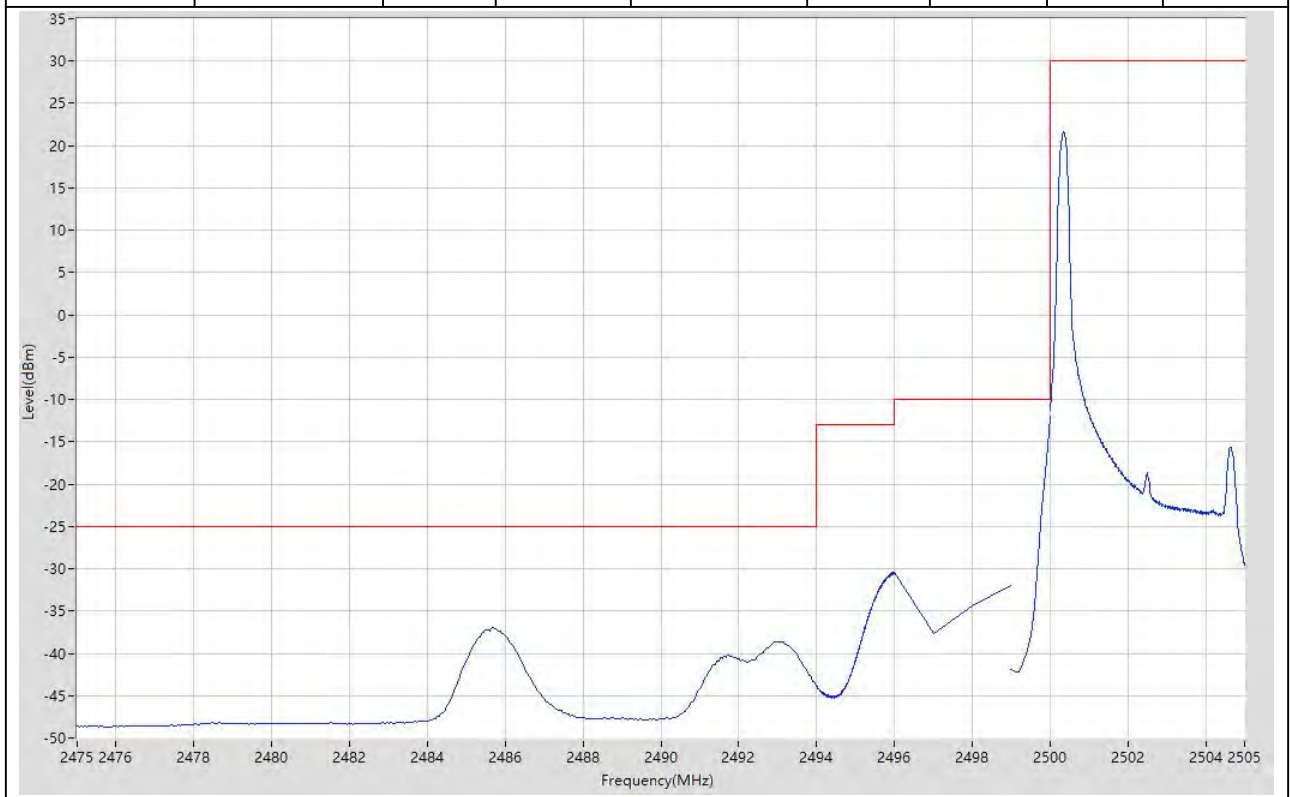
3.2. LTE Band Edge_Part22-24-27(NTNV)(Subtest:2, Channel:20775, Bandwidth:5, Modulation:QPSK, RB Number: 25, RB Position:LOW)

Start Frequency (MHz)	Stop Frequency (MHz)	RBW (MHz)	Detector	Frequency (MHz)	Power (dBm)	Limit (dBm)	Verdict	Sweep Point
2475	2494	1	RMS	2494	-32.36	-25	Pass	401
2494	2496	1	RMS	2495.995	-25.41	-13	Pass	401
2496	2499	1	RMS	2499	-20.15	-10	Pass	4
2499	2500	0.1	RMS	2500	-21.65	-10	Pass	401
2500	2505	0.1	RMS	2503.35	8.37	30	Pass	401



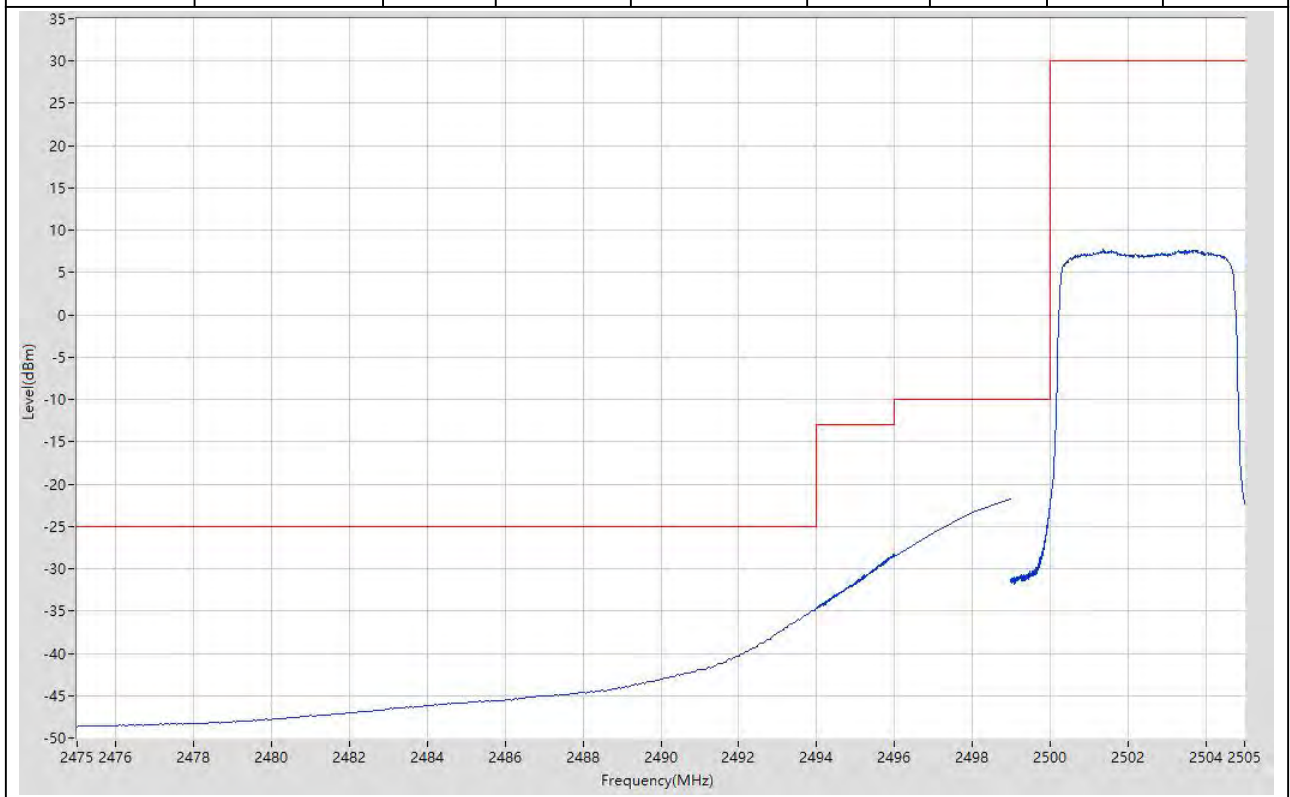
3.3. LTE Band Edge_Part22-24-27(NTNV)(Subtest:3, Channel:20775, Bandwidth:5, Modulation:Q16, RB Number: 1, RB Position:LOW)

Start Frequency (MHz)	Stop Frequency (MHz)	RBW (MHz)	Detector	Frequency (MHz)	Power (dBm)	Limit (dBm)	Verdict	Sweep Point
2475	2494	1	RMS	2485.688	-37.01	-25	Pass	401
2494	2496	1	RMS	2496	-30.39	-13	Pass	401
2496	2499	1	RMS	2496	-30.4	-10	Pass	4
2499	2500	0.1	RMS	2500	-11.99	-10	Pass	11
2500	2505	0.1	RMS	2500.35	21.59	30	Pass	401



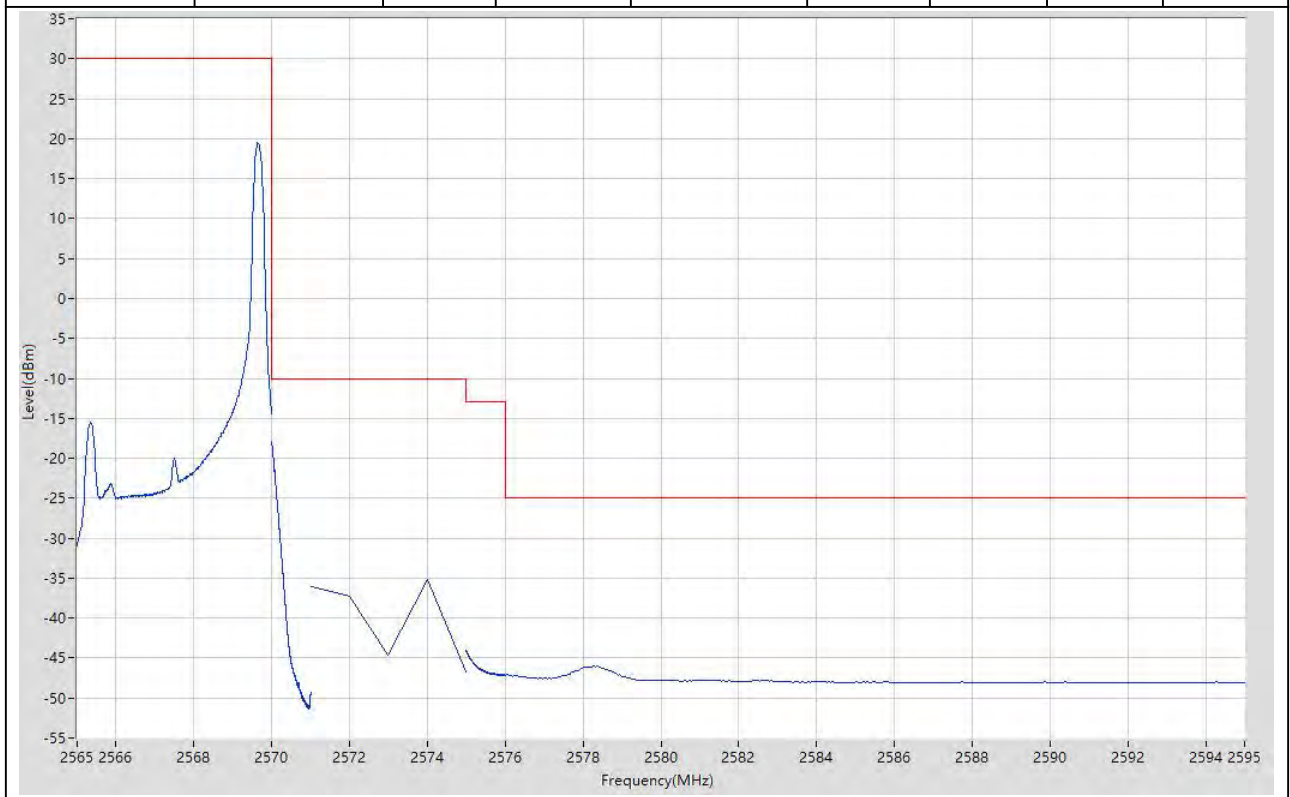
3.4. LTE Band Edge_Part22-24-27(NTNV)(Subtest:4, Channel:20775, Bandwidth:5, Modulation:Q16, RB Number: 25, RB Position:LOW)

Start Frequency (MHz)	Stop Frequency (MHz)	RBW (MHz)	Detector	Frequency (MHz)	Power (dBm)	Limit (dBm)	Verdict	Sweep Point
2475	2494	1	RMS	2494	-34.69	-25	Pass	401
2494	2496	1	RMS	2495.99	-28.32	-13	Pass	401
2496	2499	1	RMS	2499	-21.73	-10	Pass	4
2499	2500	0.1	RMS	2500	-22.45	-10	Pass	401
2500	2505	0.1	RMS	2501.35	7.69	30	Pass	401



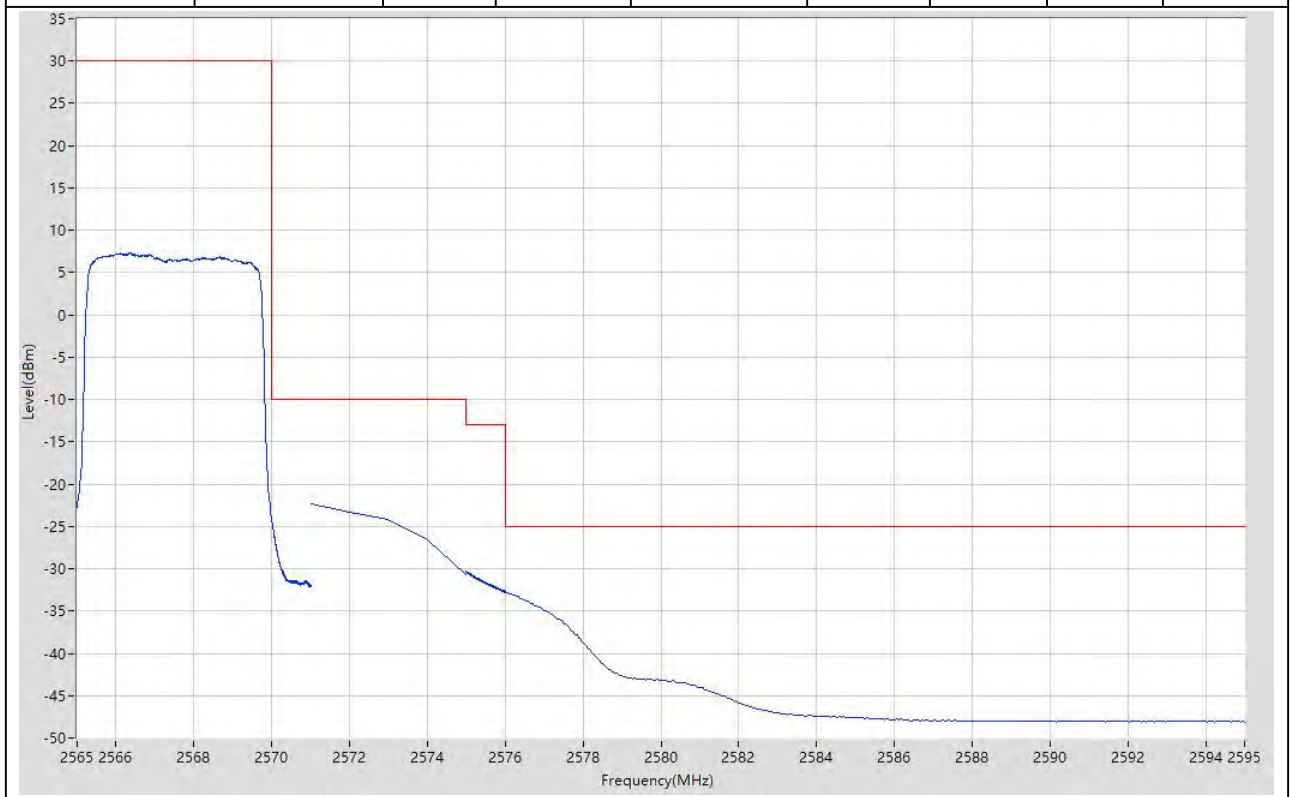
3.5. LTE Band Edge_Part22-24-27(NTNV)(Subtest:5, Channel:21425, Bandwidth:5, Modulation:QPSK, RB Number: 1, RB Position:HIGH)

Start Frequency (MHz)	Stop Frequency (MHz)	RBW (MHz)	Detector	Frequency (MHz)	Power (dBm)	Limit (dBm)	Verdict	Sweep Point
2565	2570	0.1	RMS	2569.638	19.47	30	Pass	401
2570	2571	0.051	RMS	2570	-17.82	-10	Pass	401
2571	2575	1	RMS	2574	-35.21	-10	Pass	5
2575	2576	1	RMS	2575.005	-44.07	-13	Pass	401
2576	2595	1	RMS	2578.28	-46.02	-25	Pass	401



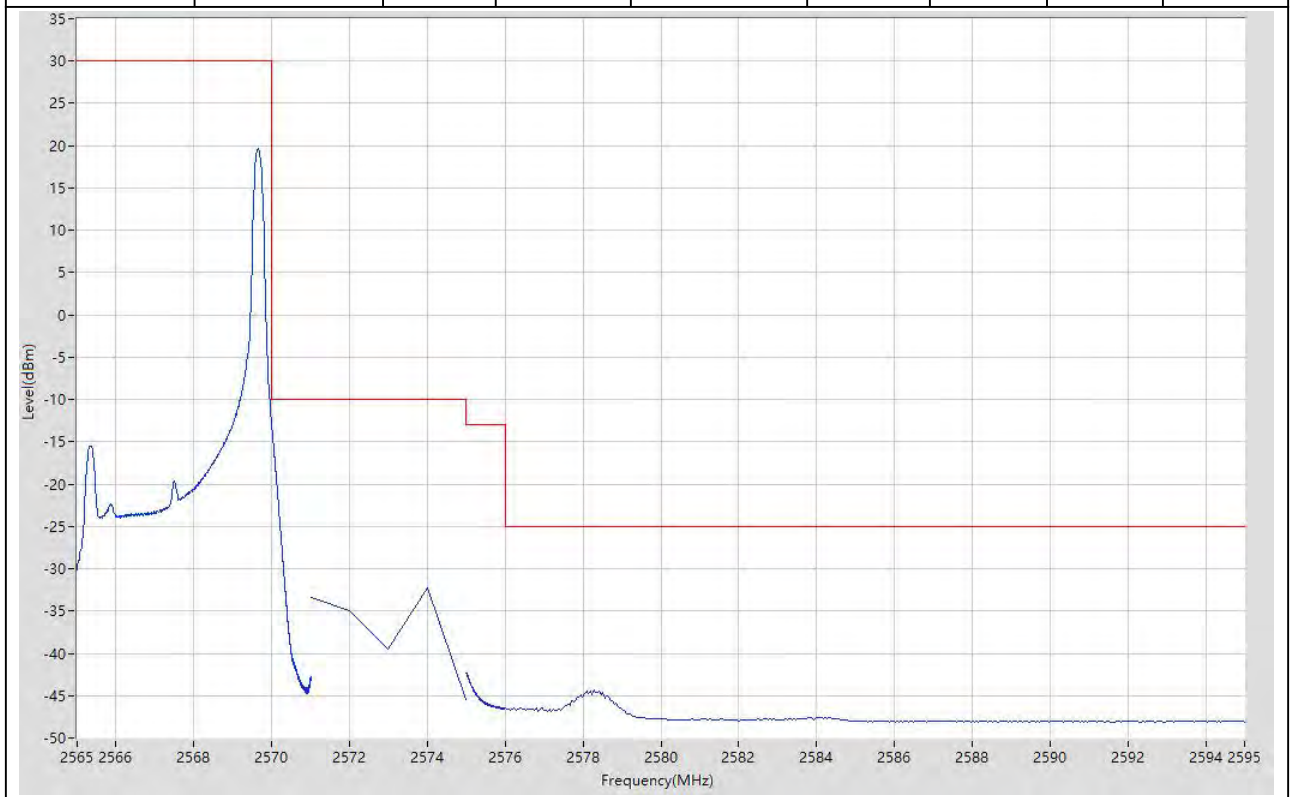
3.6. LTE Band Edge_Part22-24-27(NTNV)(Subtest:6, Channel:21425, Bandwidth:5, Modulation:QPSK, RB Number: 25, RB Position:HIGH)

Start Frequency (MHz)	Stop Frequency (MHz)	RBW (MHz)	Detector	Frequency (MHz)	Power (dBm)	Limit (dBm)	Verdict	Sweep Point
2565	2570	0.1	RMS	2566.388	7.3	30	Pass	401
2570	2571	0.1	RMS	2570	-23.92	-10	Pass	401
2571	2575	1	RMS	2571	-22.31	-10	Pass	5
2575	2576	1	RMS	2575.003	-30.33	-13	Pass	401
2576	2595	1	RMS	2576	-32.69	-25	Pass	401



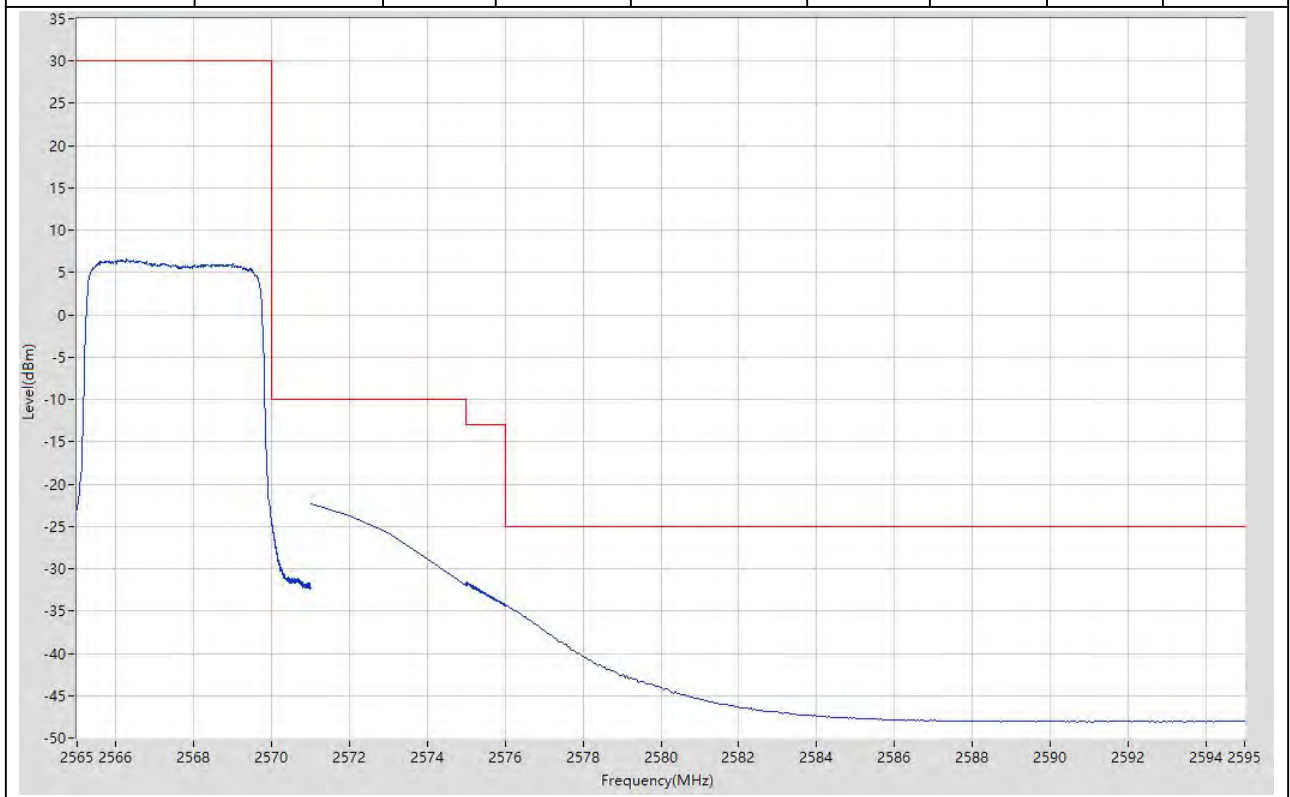
3.7. LTE Band Edge_Part22-24-27(NTNV)(Subtest:7, Channel:21425, Bandwidth:5, Modulation:Q16, RB Number: 1, RB Position:HIGH)

Start Frequency (MHz)	Stop Frequency (MHz)	RBW (MHz)	Detector	Frequency (MHz)	Power (dBm)	Limit (dBm)	Verdict	Sweep Point
2565	2570	0.1	RMS	2569.65	19.64	30	Pass	401
2570	2571	0.1	RMS	2570	-13.01	-10	Pass	401
2571	2575	1	RMS	2574	-32.23	-10	Pass	5
2575	2576	1	RMS	2575.005	-42.3	-13	Pass	401
2576	2595	1	RMS	2578.28	-44.26	-25	Pass	401



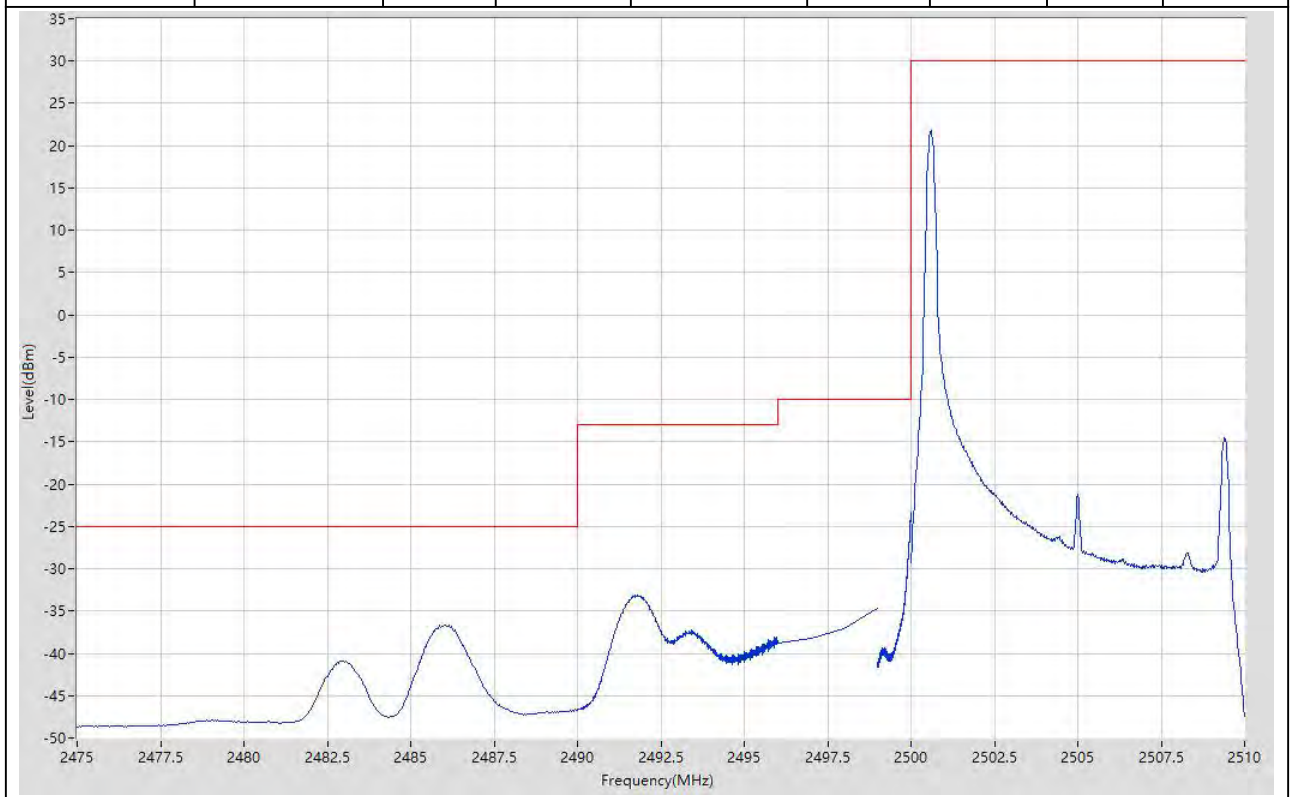
3.8. LTE Band Edge_Part22-24-27(NTNV)(Subtest:8, Channel:21425, Bandwidth:5, Modulation:Q16, RB Number: 25, RB Position:HIGH)

Start Frequency (MHz)	Stop Frequency (MHz)	RBW (MHz)	Detector	Frequency (MHz)	Power (dBm)	Limit (dBm)	Verdict	Sweep Point
2565	2570	0.1	RMS	2566.25	6.56	30	Pass	401
2570	2571	0.1	RMS	2570	-24.49	-10	Pass	401
2571	2575	1	RMS	2571	-22.34	-10	Pass	5
2575	2576	1	RMS	2575.03	-31.61	-13	Pass	401
2576	2595	1	RMS	2576	-34.32	-25	Pass	401



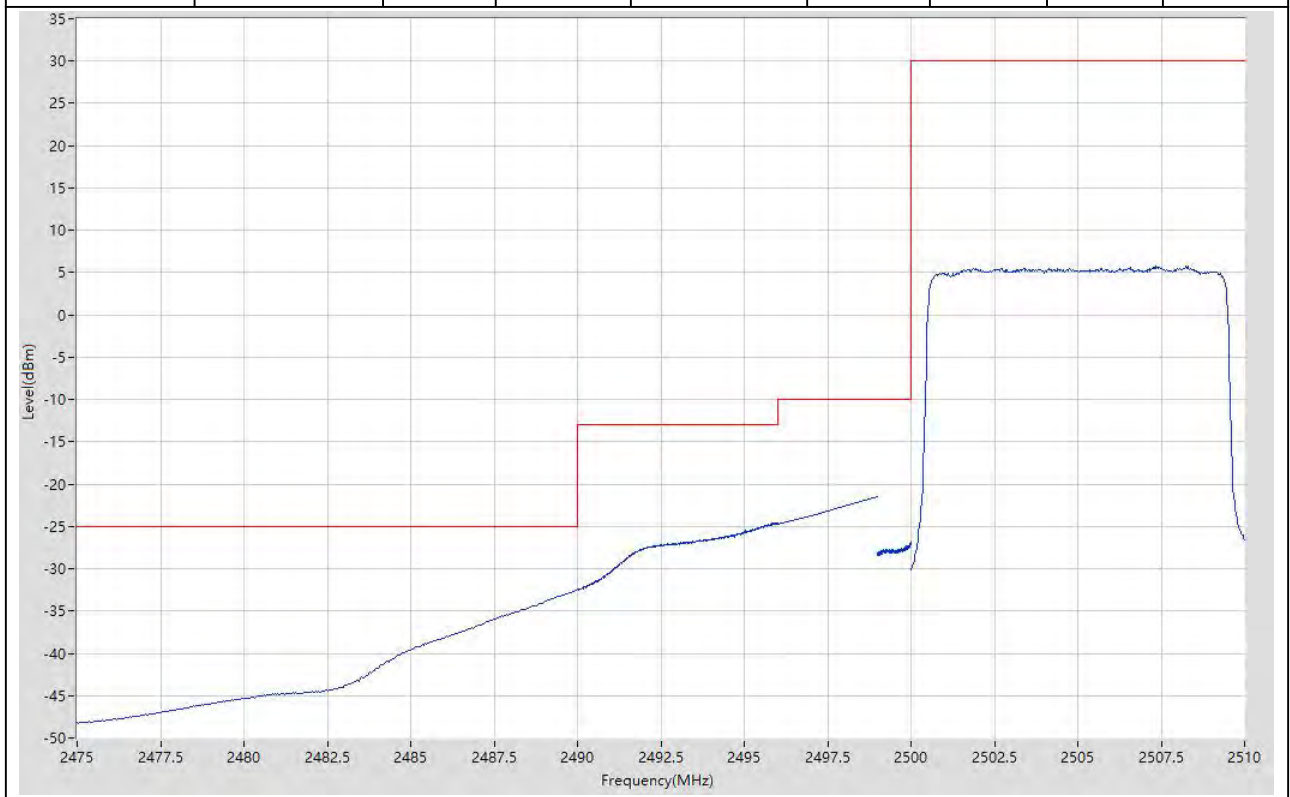
3.9. LTE Band Edge_Part22-24-27(NTNV)(Subtest:9, Channel:20800, Bandwidth:10, Modulation:QPSK, RB Number: 1, RB Position:LOW)

Start Frequency (MHz)	Stop Frequency (MHz)	RBW (MHz)	Detector	Frequency (MHz)	Power (dBm)	Limit (dBm)	Verdict	Sweep Point
2475	2490	1	RMS	2485.875	-36.69	-25	Pass	401
2490	2496	1	RMS	2491.8	-33.09	-13	Pass	401
2496	2499	1	RMS	2499	-34.65	-10	Pass	4
2499	2500	0.2	RMS	2500	-23.34	-10	Pass	401
2500	2510	0.1	RMS	2500.6	21.74	30	Pass	401



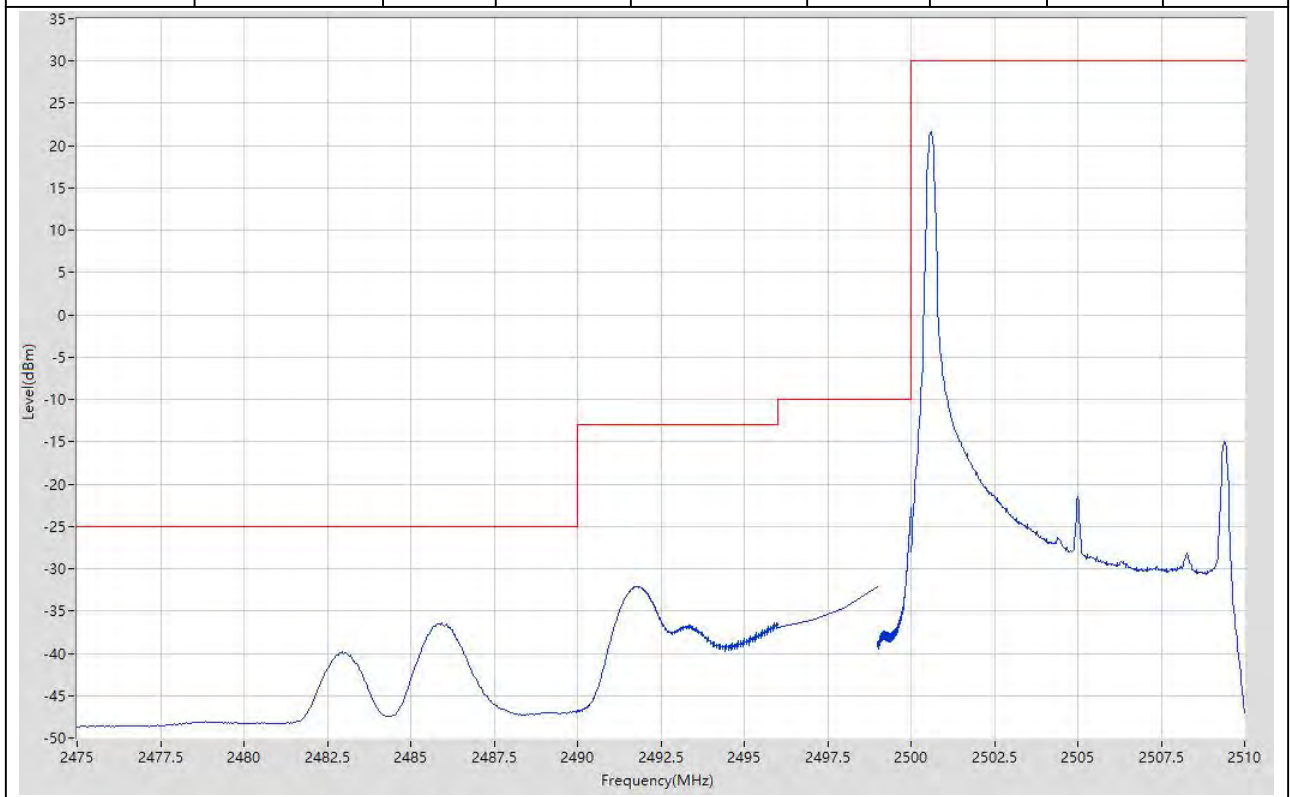
3.10. LTE Band Edge_Part22-24-27(NTNV)(Subtest:10, Channel:20800, Bandwidth:10, Modulation:QPSK, RB Number: 50, RB Position:LOW)

Start Frequency (MHz)	Stop Frequency (MHz)	RBW (MHz)	Detector	Frequency (MHz)	Power (dBm)	Limit (dBm)	Verdict	Sweep Point
2475	2490	1	RMS	2490	-32.45	-25	Pass	401
2490	2496	1	RMS	2495.97	-24.54	-13	Pass	401
2496	2499	1	RMS	2499	-21.43	-10	Pass	4
2499	2500	0.2	RMS	2499.995	-26.87	-10	Pass	401
2500	2510	0.1	RMS	2508.25	5.73	30	Pass	401



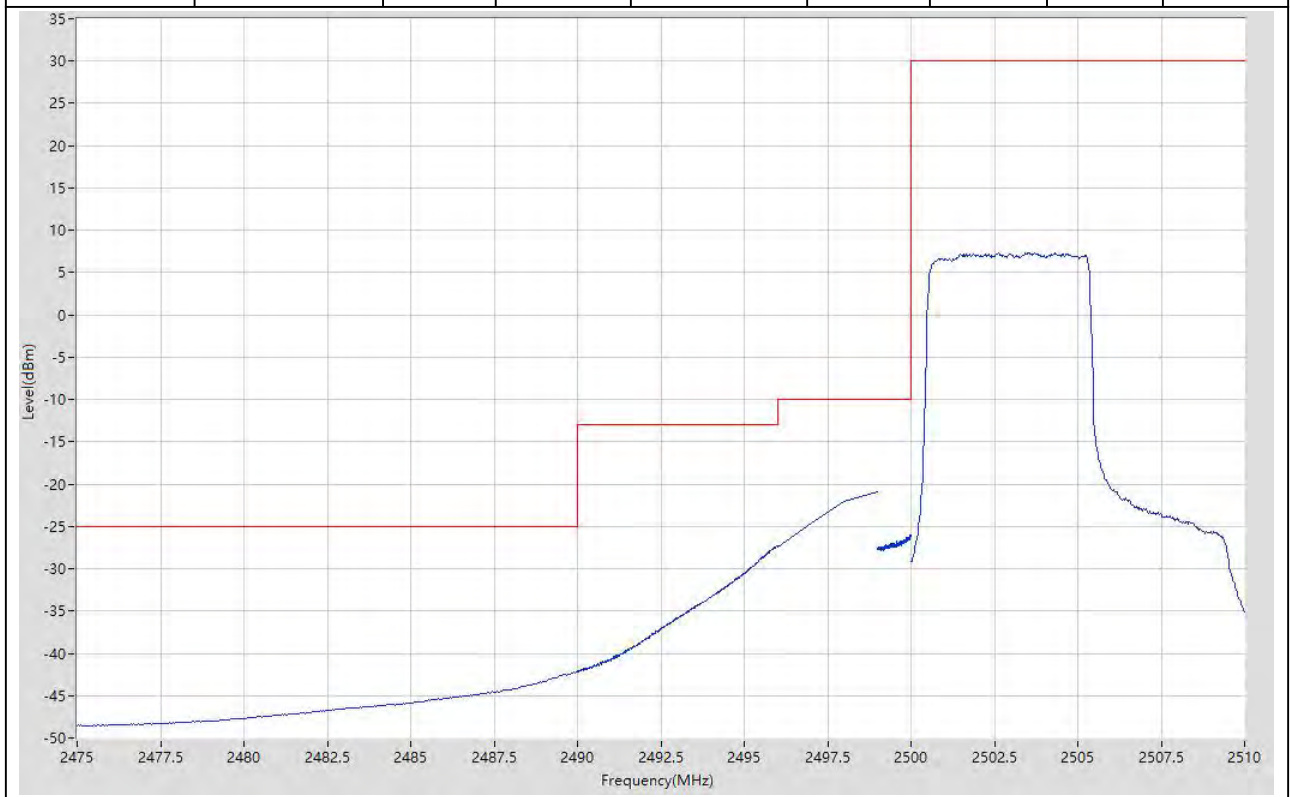
3.11. LTE Band Edge_Part22-24-27(NTNV)(Subtest:11, Channel:20800, Bandwidth:10, Modulation:Q16, RB Number: 1, RB Position:LOW)

Start Frequency (MHz)	Stop Frequency (MHz)	RBW (MHz)	Detector	Frequency (MHz)	Power (dBm)	Limit (dBm)	Verdict	Sweep Point
2475	2490	1	RMS	2485.95	-36.41	-25	Pass	401
2490	2496	1	RMS	2491.83	-32.07	-13	Pass	401
2496	2499	1	RMS	2499	-32.19	-10	Pass	4
2499	2500	0.2	RMS	2500	-22.69	-10	Pass	401
2500	2510	0.1	RMS	2500.6	21.7	30	Pass	401



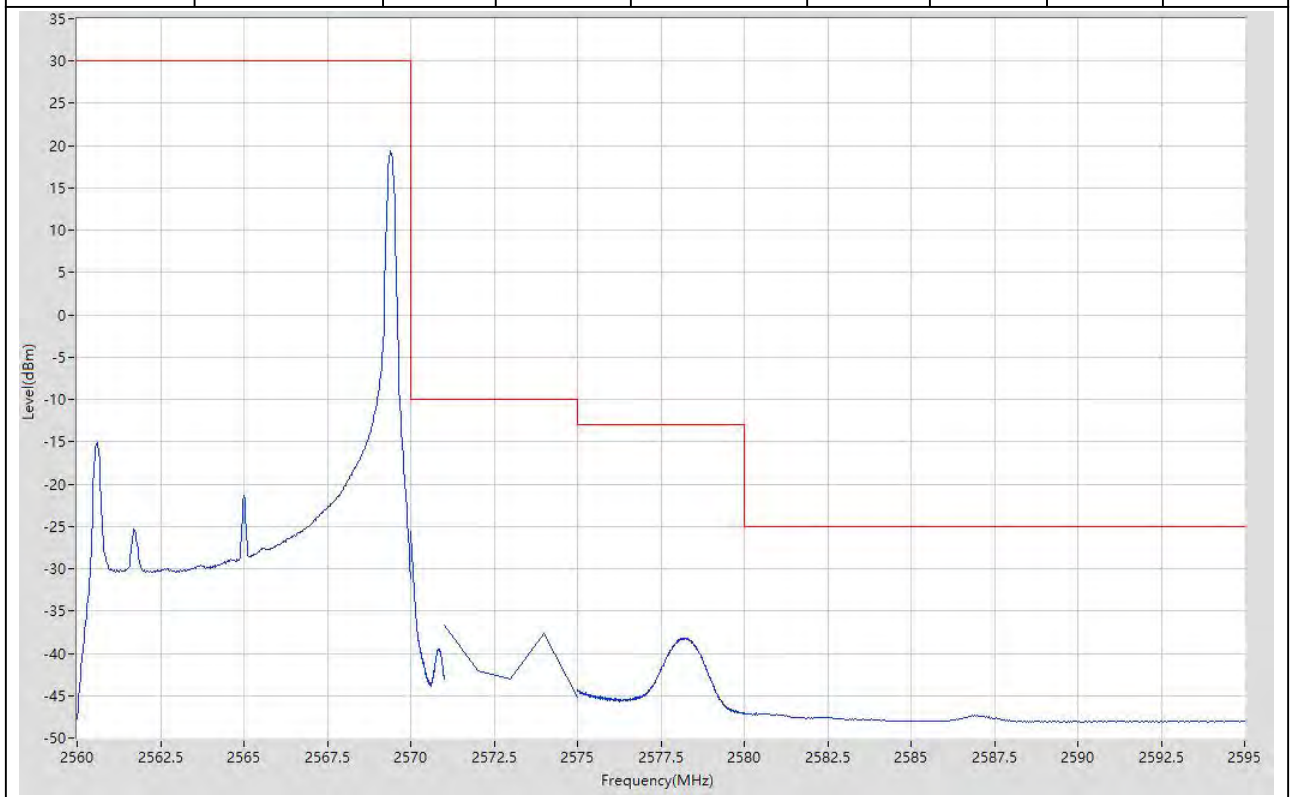
3.12. LTE Band Edge_Part22-24-27(NTNV)(Subtest:12, Channel:20800, Bandwidth:10, Modulation:Q16, RB Number: 27, RB Position:LOW)

Start Frequency (MHz)	Stop Frequency (MHz)	RBW (MHz)	Detector	Frequency (MHz)	Power (dBm)	Limit (dBm)	Verdict	Sweep Point
2475	2490	1	RMS	2489.963	-42.19	-25	Pass	401
2490	2496	1	RMS	2496	-27.27	-13	Pass	401
2496	2499	1	RMS	2499	-20.87	-10	Pass	4
2499	2500	0.2	RMS	2499.995	-26	-10	Pass	401
2500	2510	0.1	RMS	2503.475	7.34	30	Pass	401



3.13. LTE Band Edge_Part22-24-27(NTNV)(Subtest:13, Channel:21400, Bandwidth:10, Modulation:QPSK, RB Number: 1, RB Position:HIGH)

Start Frequency (MHz)	Stop Frequency (MHz)	RBW (MHz)	Detector	Frequency (MHz)	Power (dBm)	Limit (dBm)	Verdict	Sweep Point
2560	2570	0.1	RMS	2569.4	19.36	30	Pass	401
2570	2571	0.2	RMS	2570	-25.66	-10	Pass	401
2571	2575	1	RMS	2571	-36.61	-10	Pass	5
2575	2580	1	RMS	2578.288	-38.18	-13	Pass	401
2580	2595	1	RMS	2580	-46.98	-25	Pass	401



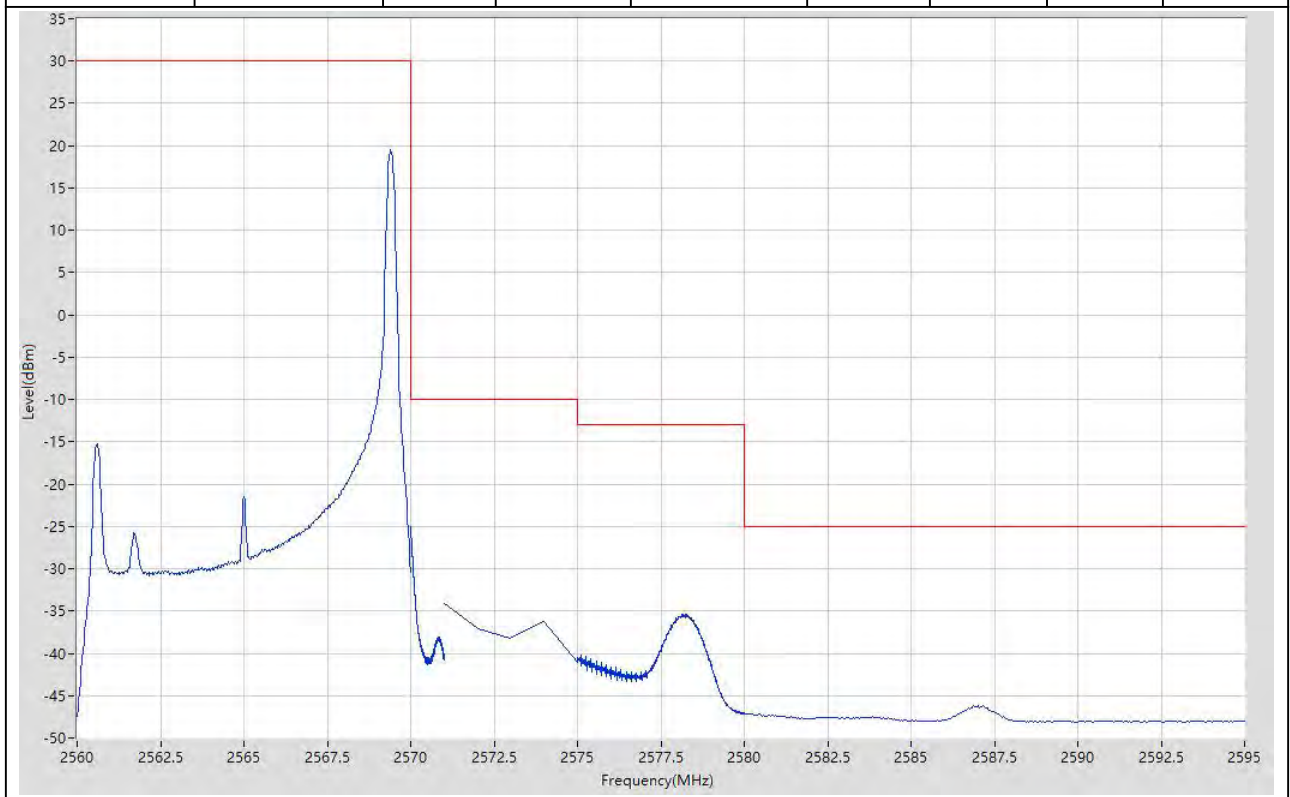
3.14. LTE Band Edge_Part22-24-27(NTNV)(Subtest:14, Channel:21400, Bandwidth:10, Modulation:QPSK, RB Number: 50, RB Position:HIGH)

Start Frequency (MHz)	Stop Frequency (MHz)	RBW (MHz)	Detector	Frequency (MHz)	Power (dBm)	Limit (dBm)	Verdict	Sweep Point
2560	2570	0.1	RMS	2561.75	4.5	30	Pass	401
2570	2571	0.2	RMS	2570.003	-30.13	-10	Pass	401
2571	2575	1	RMS	2571	-24.62	-10	Pass	5
2575	2580	1	RMS	2575.025	-26.66	-13	Pass	401
2580	2595	1	RMS	2580	-34.93	-25	Pass	401



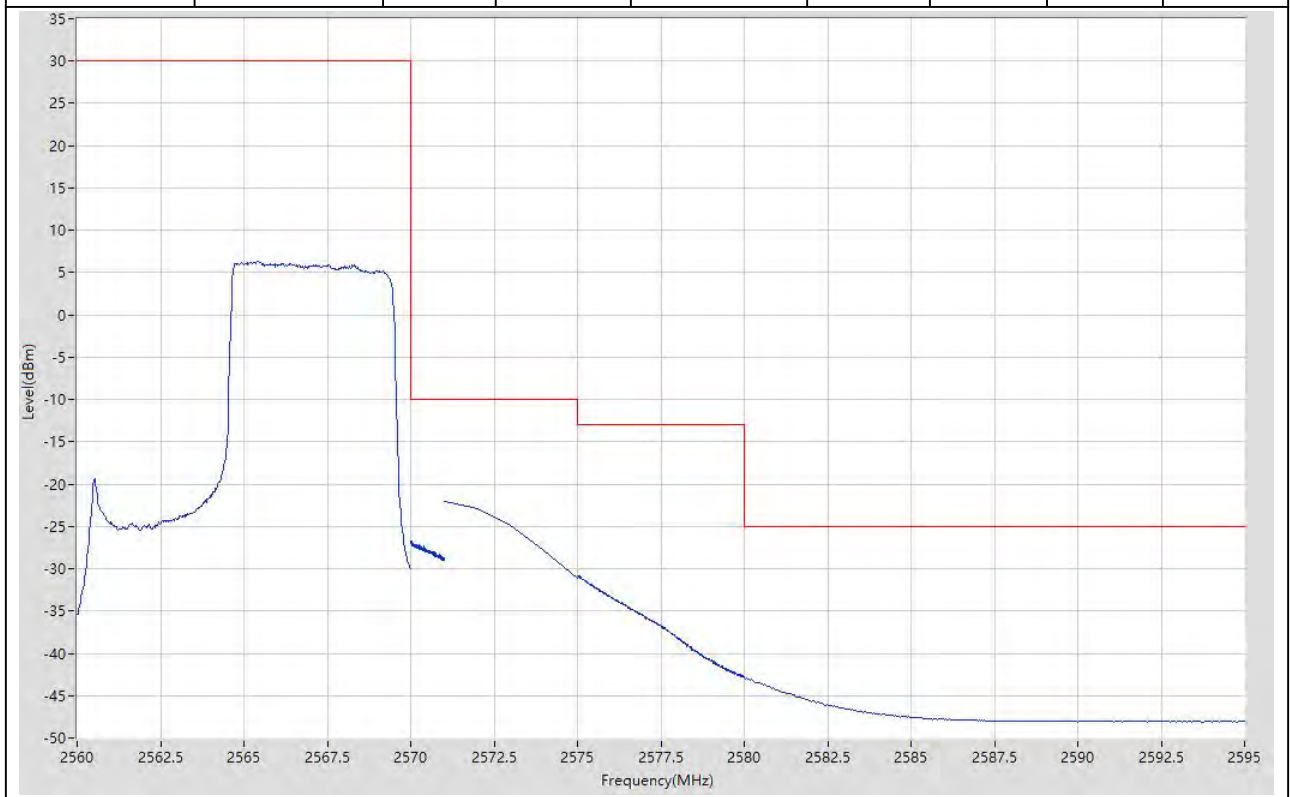
3.15. LTE Band Edge_Part22-24-27(NTNV)(Subtest:15, Channel:21400, Bandwidth:10, Modulation:Q16, RB Number: 1, RB Position:HIGH)

Start Frequency (MHz)	Stop Frequency (MHz)	RBW (MHz)	Detector	Frequency (MHz)	Power (dBm)	Limit (dBm)	Verdict	Sweep Point
2560	2570	0.1	RMS	2569.4	19.47	30	Pass	401
2570	2571	0.2	RMS	2570	-24.98	-10	Pass	401
2571	2575	1	RMS	2571	-34.05	-10	Pass	5
2575	2580	1	RMS	2578.263	-35.36	-13	Pass	401
2580	2595	1	RMS	2587.013	-46.12	-25	Pass	401



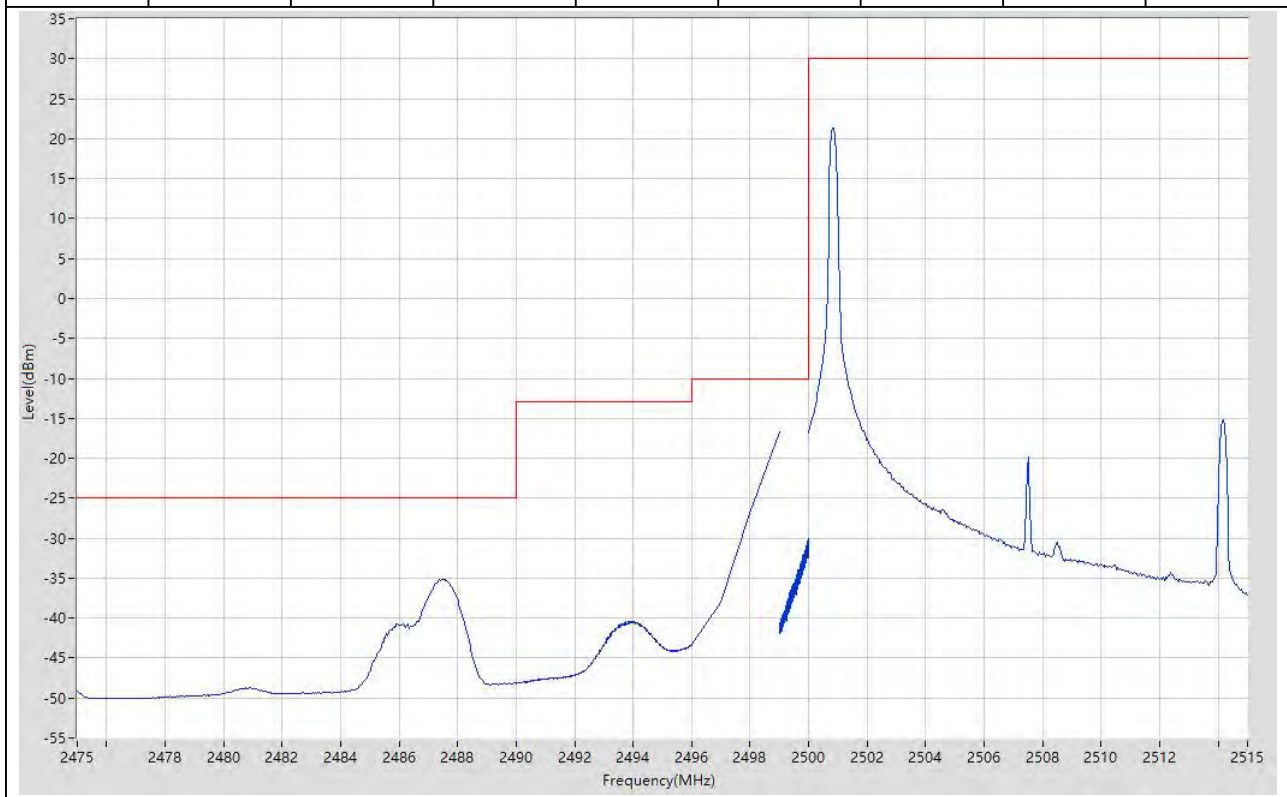
3.16. LTE Band Edge_Part22-24-27(NTNV)(Subtest:16, Channel:21400, Bandwidth:10, Modulation:Q16, RB Number: 27, RB Position:HIGH)

Start Frequency (MHz)	Stop Frequency (MHz)	RBW (MHz)	Detector	Frequency (MHz)	Power (dBm)	Limit (dBm)	Verdict	Sweep Point
2560	2570	0.1	RMS	2565.425	6.35	30	Pass	401
2570	2571	0.2	RMS	2570.008	-26.67	-10	Pass	401
2571	2575	1	RMS	2571	-21.99	-10	Pass	5
2575	2580	1	RMS	2575.013	-30.81	-13	Pass	401
2580	2595	1	RMS	2580	-42.82	-25	Pass	401



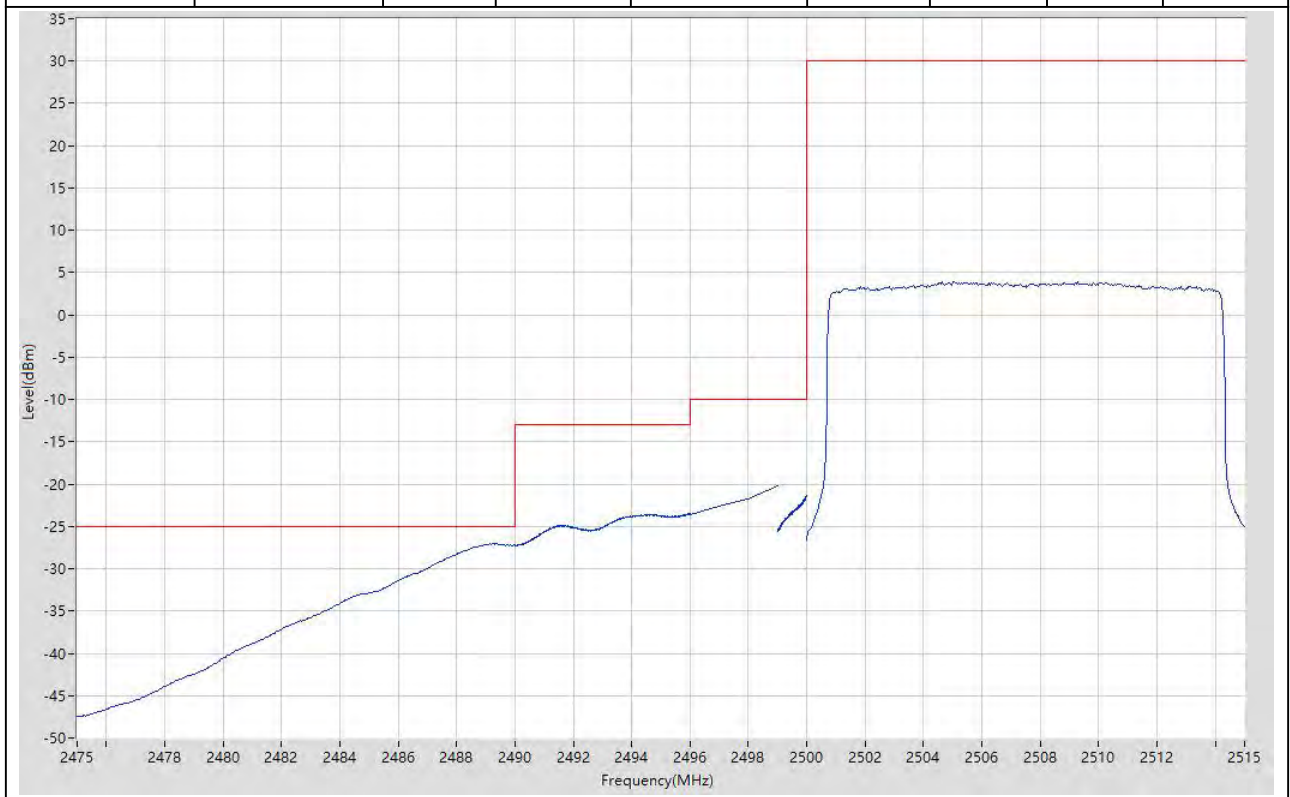
3.17. LTE Band Edge_Part22-24-27(NTNV)(Subtest:17, Channel:20825, Bandwidth:15, Modulation:QPSK, RB Number: 1, RB Position:LOW)

Start Frequency (MHz)	Stop Frequency (MHz)	RBW (MHz)	Detector	Frequency (MHz)	Power (dBm)	Limit (dBm)	Verdict	Sweep Point
2475	2490	1	RMS	2487.563	-35.13	-25	Pass	401
2490	2496	1	RMS	2493.9	-40.38	-13	Pass	401
2496	2499	1	RMS	2499	-16.65	-10	Pass	4
2499	2500	0.0039	RMS	2499.995	-30.11	-10	Pass	401
2500	2515	0.1	RMS	2500.825	21.34	30	Pass	401



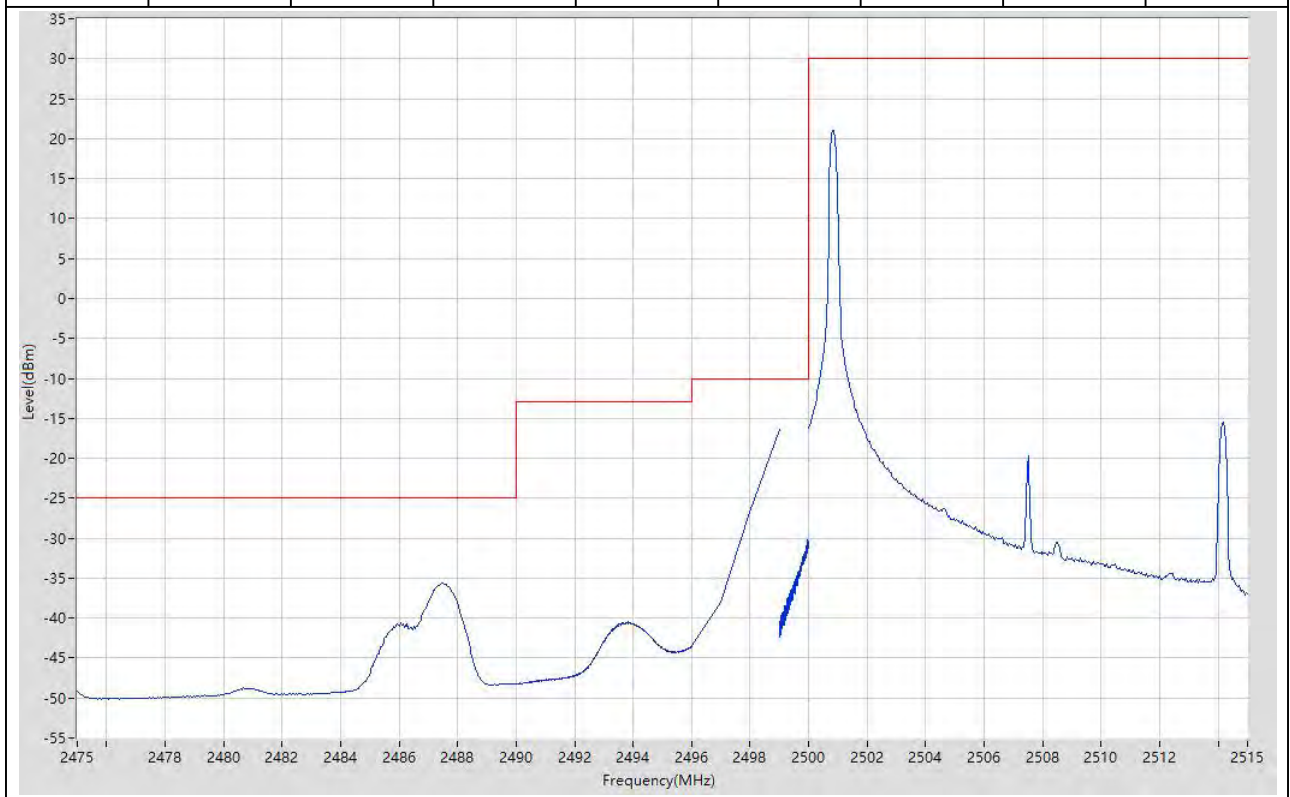
3.18. LTE Band Edge_Part22-24-27(NTNV)(Subtest:18, Channel:20825, Bandwidth:15, Modulation:QPSK, RB Number: 75, RB Position:LOW)

Start Frequency (MHz)	Stop Frequency (MHz)	RBW (MHz)	Detector	Frequency (MHz)	Power (dBm)	Limit (dBm)	Verdict	Sweep Point
2475	2490	1	RMS	2489.25	-27.01	-25	Pass	401
2490	2496	1	RMS	2496	-23.42	-13	Pass	401
2496	2499	1	RMS	2499	-20.25	-10	Pass	4
2499	2500	0.3	RMS	2499.995	-21.31	-10	Pass	401
2500	2515	0.1	RMS	2505.063	3.9	30	Pass	401



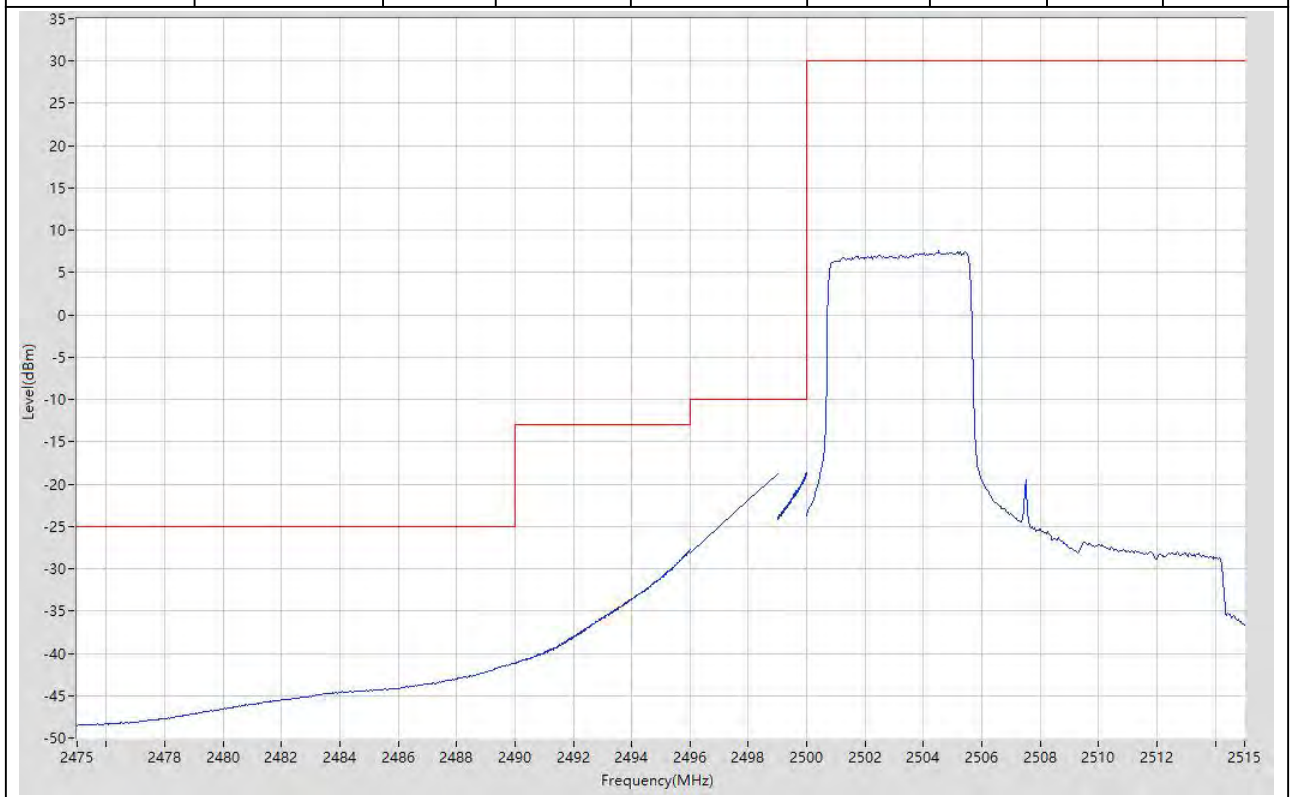
3.19. LTE Band Edge_Part22-24-27(NTNV)(Subtest:19, Channel:20825, Bandwidth:15, Modulation:Q16, RB Number: 1, RB Position:LOW)

Start Frequency (MHz)	Stop Frequency (MHz)	RBW (MHz)	Detector	Frequency (MHz)	Power (dBm)	Limit (dBm)	Verdict	Sweep Point
2475	2490	1	RMS	2487.488	-35.62	-25	Pass	401
2490	2496	1	RMS	2493.84	-40.49	-13	Pass	401
2496	2499	1	RMS	2499	-16.38	-10	Pass	4
2499	2500	0.0039	RMS	2499.973	-30.25	-10	Pass	401
2500	2515	0.1	RMS	2500.825	21.09	30	Pass	401



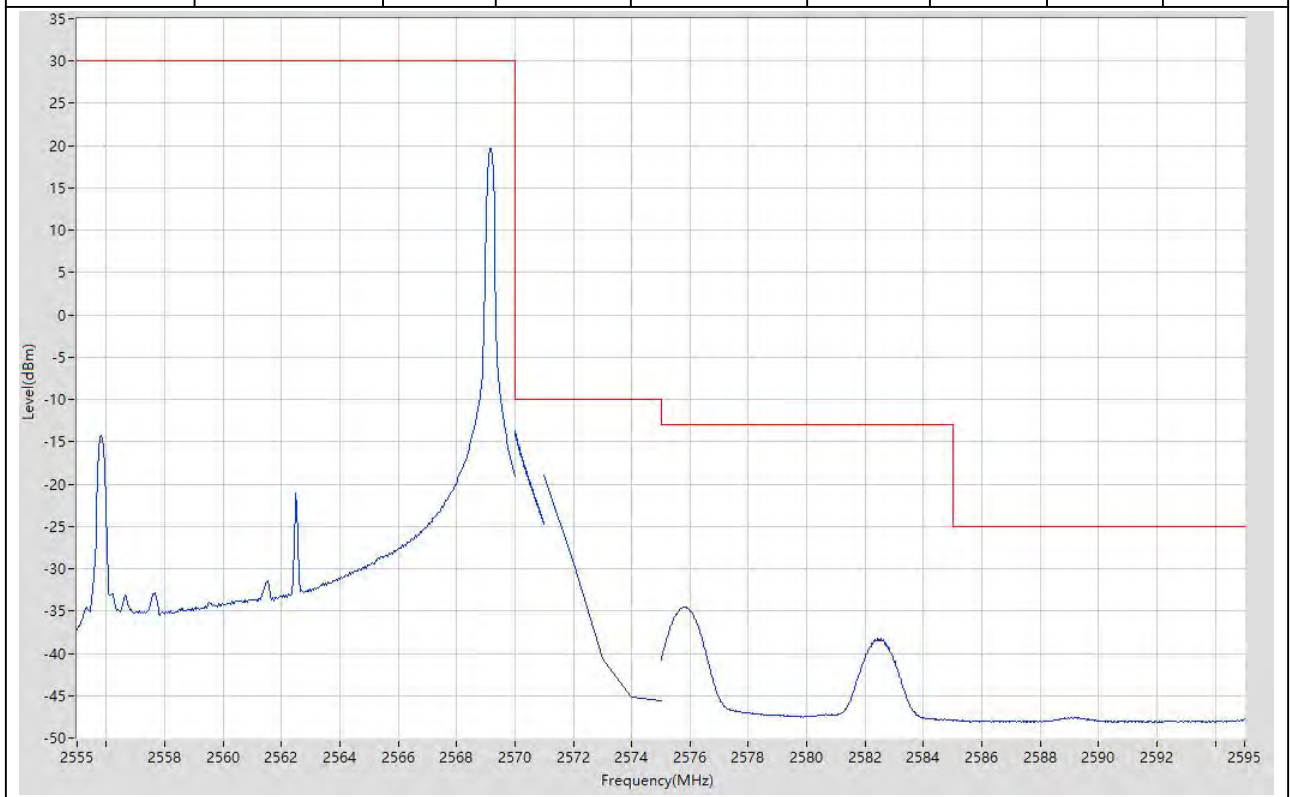
3.20. LTE Band Edge_Part22-24-27(NTNV)(Subtest:20, Channel:20825, Bandwidth:15, Modulation:Q16, RB Number: 27, RB Position:LOW)

Start Frequency (MHz)	Stop Frequency (MHz)	RBW (MHz)	Detector	Frequency (MHz)	Power (dBm)	Limit (dBm)	Verdict	Sweep Point
2475	2490	1	RMS	2489.963	-41.16	-25	Pass	401
2490	2496	1	RMS	2496	-27.78	-13	Pass	401
2496	2499	1	RMS	2499	-18.83	-10	Pass	4
2499	2500	0.3	RMS	2500	-18.63	-10	Pass	401
2500	2515	0.1	RMS	2504.538	7.56	30	Pass	401



3.21. LTE Band Edge_Part22-24-27(NTNV)(Subtest:21, Channel:21375, Bandwidth:15, Modulation:QPSK, RB Number: 1, RB Position:HIGH)

Start Frequency (MHz)	Stop Frequency (MHz)	RBW (MHz)	Detector	Frequency (MHz)	Power (dBm)	Limit (dBm)	Verdict	Sweep Point
2555	2570	0.1	RMS	2569.175	19.68	30	Pass	401
2570	2571	0.3	RMS	2570	-13.69	-10	Pass	401
2571	2575	1	RMS	2571	-18.94	-10	Pass	5
2575	2585	1	RMS	2575.775	-34.51	-13	Pass	401
2585	2595	1	RMS	2589.1	-47.58	-25	Pass	401



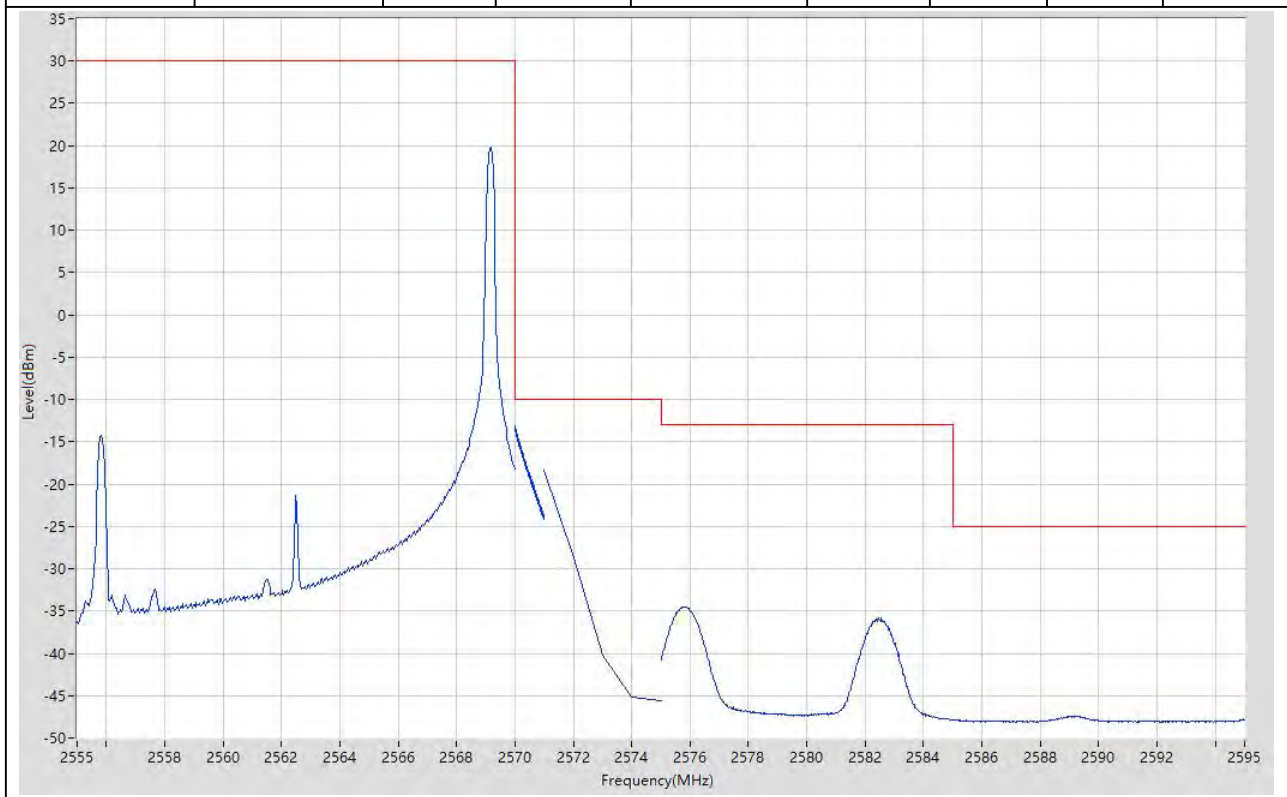
3.22. LTE Band Edge_Part22-24-27(NTNV)(Subtest:22, Channel:21375, Bandwidth:15, Modulation:QPSK, RB Number: 75, RB Position:HIGH)

Start Frequency (MHz)	Stop Frequency (MHz)	RBW (MHz)	Detector	Frequency (MHz)	Power (dBm)	Limit (dBm)	Verdict	Sweep Point
2555	2570	0.1	RMS	2556.425	3.26	30	Pass	401
2570	2571	0.3	RMS	2570.005	-23.24	-10	Pass	401
2571	2575	1	RMS	2571	-22.24	-10	Pass	5
2575	2585	1	RMS	2575.05	-24.79	-13	Pass	401
2585	2595	1	RMS	2585.025	-39.97	-25	Pass	401



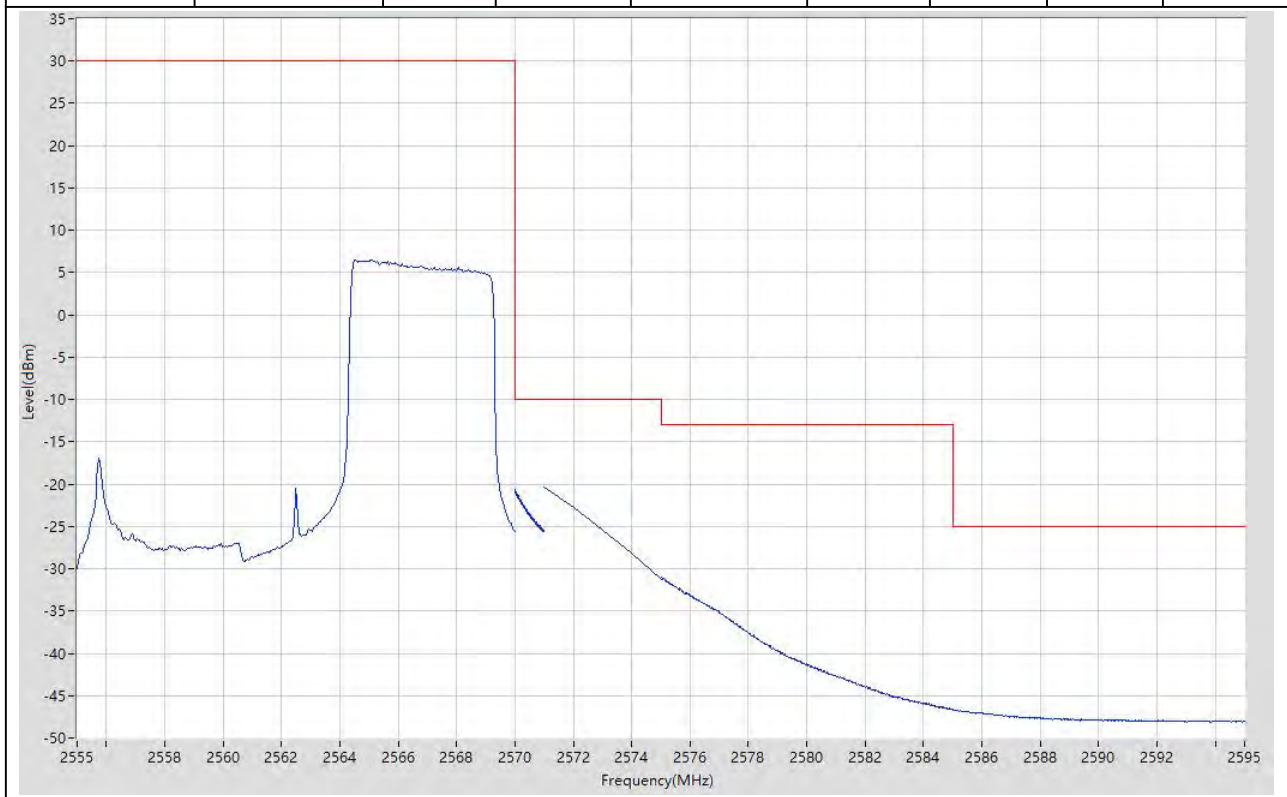
3.23. LTE Band Edge_Part22-24-27(NTNV)(Subtest:23, Channel:21375, Bandwidth:15, Modulation:Q16, RB Number: 1, RB Position:HIGH)

Start Frequency (MHz)	Stop Frequency (MHz)	RBW (MHz)	Detector	Frequency (MHz)	Power (dBm)	Limit (dBm)	Verdict	Sweep Point
2555	2570	0.1	RMS	2569.175	19.76	30	Pass	401
2570	2571	0.3	RMS	2570.003	-13.1	-10	Pass	401
2571	2575	1	RMS	2571	-18.35	-10	Pass	5
2575	2585	1	RMS	2575.85	-34.46	-13	Pass	401
2585	2595	1	RMS	2589.15	-47.43	-25	Pass	401



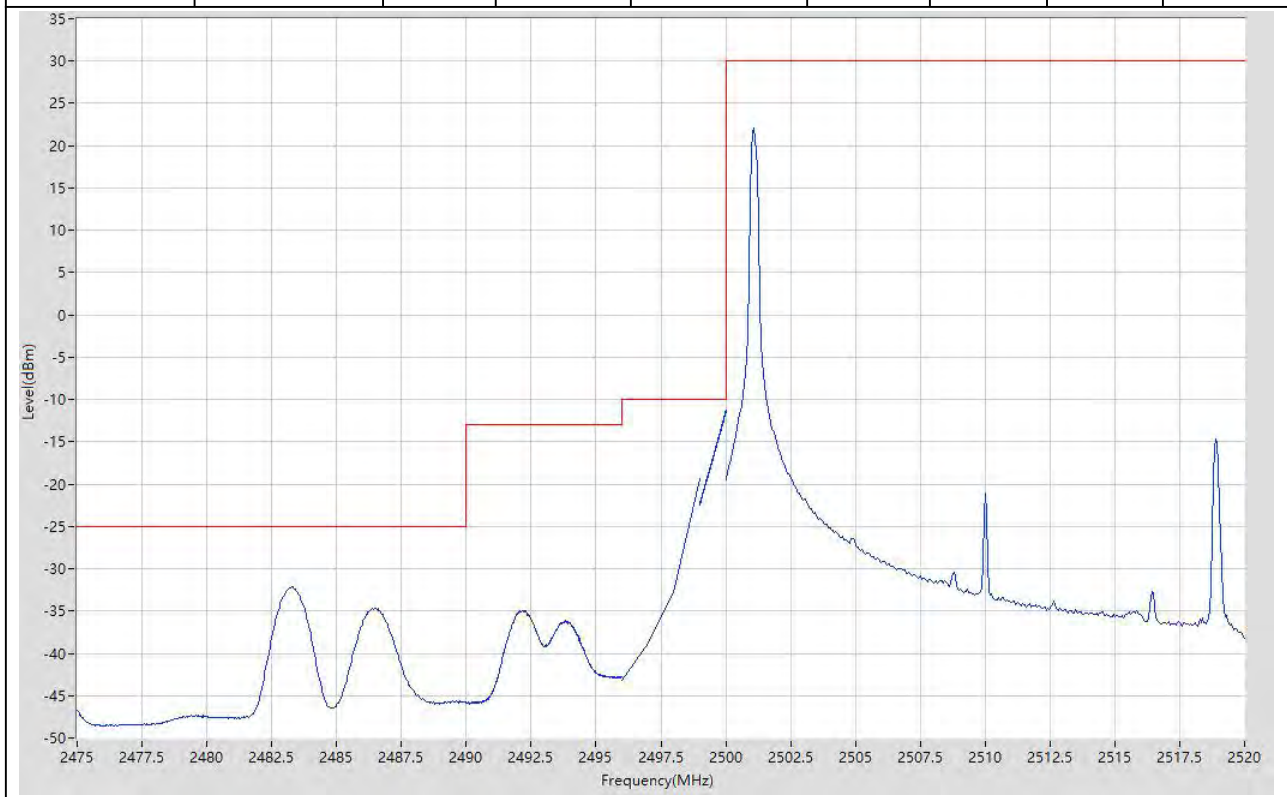
3.24. LTE Band Edge_Part22-24-27(NTNV)(Subtest:24, Channel:21375, Bandwidth:15, Modulation:Q16, RB Number: 27, RB Position:HIGH)

Start Frequency (MHz)	Stop Frequency (MHz)	RBW (MHz)	Detector	Frequency (MHz)	Power (dBm)	Limit (dBm)	Verdict	Sweep Point
2555	2570	0.1	RMS	2565.088	6.5	30	Pass	401
2570	2571	0.3	RMS	2570.005	-20.69	-10	Pass	401
2571	2575	1	RMS	2571	-20.33	-10	Pass	5
2575	2585	1	RMS	2575.025	-30.99	-13	Pass	401
2585	2595	1	RMS	2585.025	-46.67	-25	Pass	401



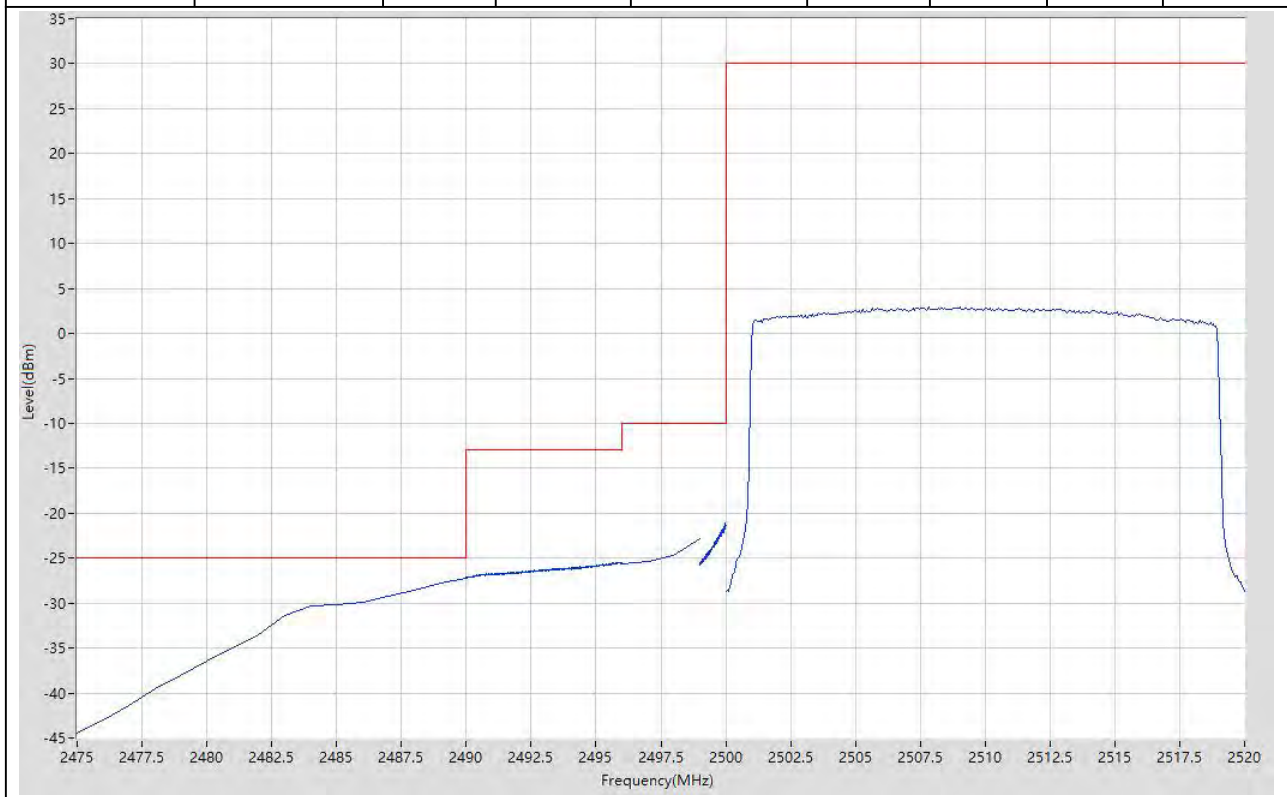
3.25. LTE Band Edge_Part22-24-27(NTNV)(Subtest:25, Channel:20850, Bandwidth:20, Modulation:QPSK, RB Number: 1, RB Position:LOW)

Start Frequency (MHz)	Stop Frequency (MHz)	RBW (MHz)	Detector	Frequency (MHz)	Power (dBm)	Limit (dBm)	Verdict	Sweep Point
2475	2490	1	RMS	2483.325	-32.19	-25	Pass	401
2490	2496	1	RMS	2492.175	-34.93	-13	Pass	401
2496	2499	1	RMS	2499	-19.36	-10	Pass	4
2499	2500	0.51	RMS	2499.998	-11.25	-10	Pass	401
2500	2520	0.1	RMS	2501.1	22.03	30	Pass	401



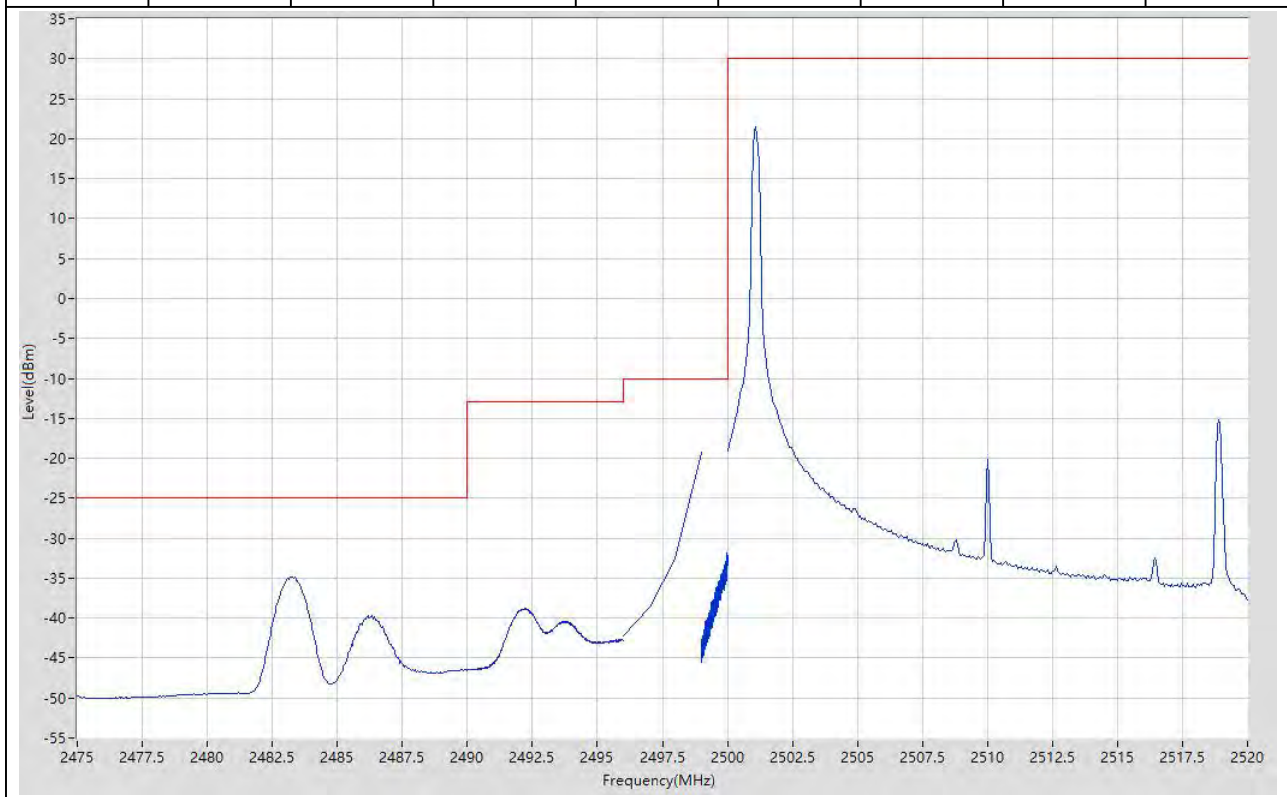
3.26. LTE Band Edge_Part22-24-27(NTNV)(Subtest:26, Channel:20850, Bandwidth:20, Modulation:QPSK, RB Number: 100, RB Position:LOW)

Start Frequency (MHz)	Stop Frequency (MHz)	RBW (MHz)	Detector	Frequency (MHz)	Power (dBm)	Limit (dBm)	Verdict	Sweep Point
2475	2490	1	RMS	2490	-27.21	-25	Pass	16
2490	2496	1	RMS	2495.685	-25.45	-13	Pass	401
2496	2499	1	RMS	2499	-22.87	-10	Pass	4
2499	2500	0.51	RMS	2499.995	-21.07	-10	Pass	401
2500	2520	0.1	RMS	2507.85	2.9	30	Pass	401



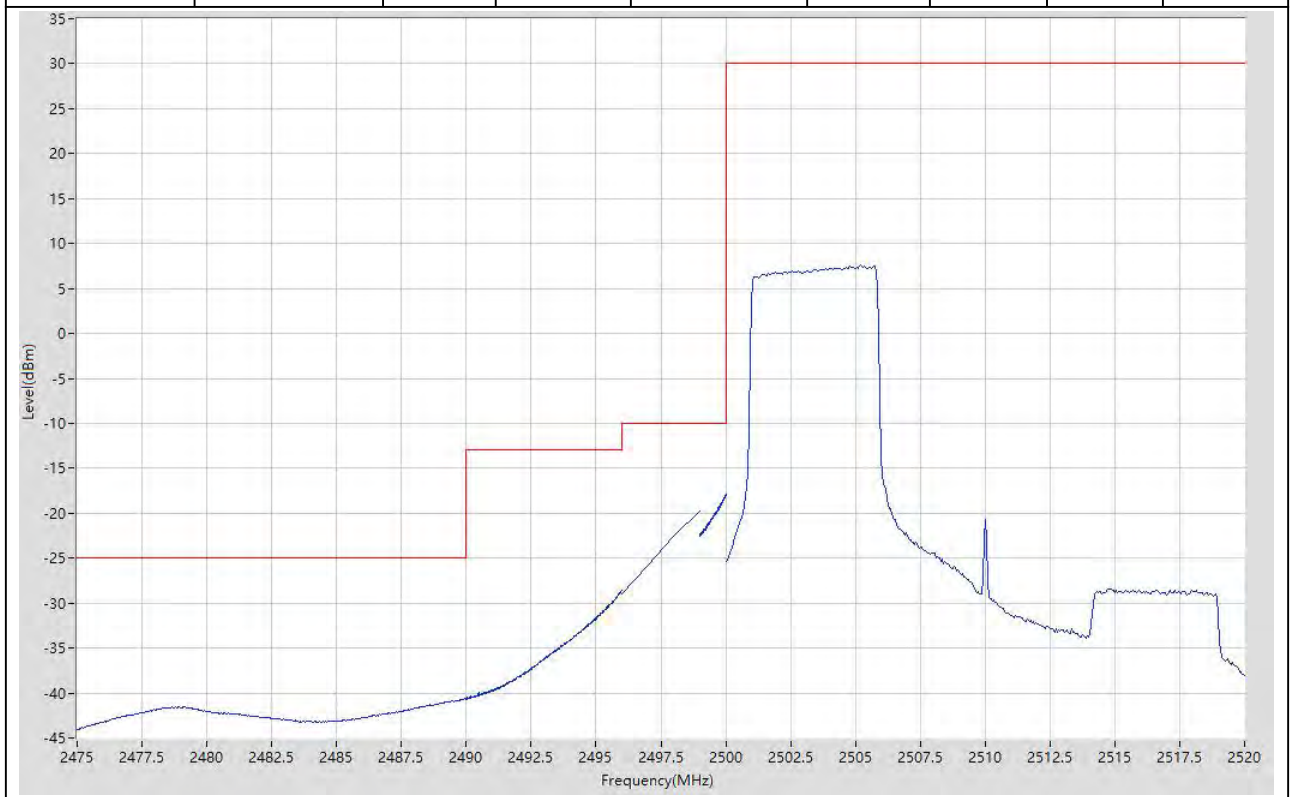
3.27. LTE Band Edge_Part22-24-27(NTNV)(Subtest:27, Channel:20850, Bandwidth:20, Modulation:Q16, RB Number: 1, RB Position:LOW)

Start Frequency (MHz)	Stop Frequency (MHz)	RBW (MHz)	Detector	Frequency (MHz)	Power (dBm)	Limit (dBm)	Verdict	Sweep Point
2475	2490	1	RMS	2483.25	-34.86	-25	Pass	401
2490	2496	1	RMS	2492.235	-38.79	-13	Pass	401
2496	2499	1	RMS	2499	-19.17	-10	Pass	4
2499	2500	0.0039	RMS	2499.995	-31.92	-10	Pass	401
2500	2520	0.1	RMS	2501.1	21.45	30	Pass	401



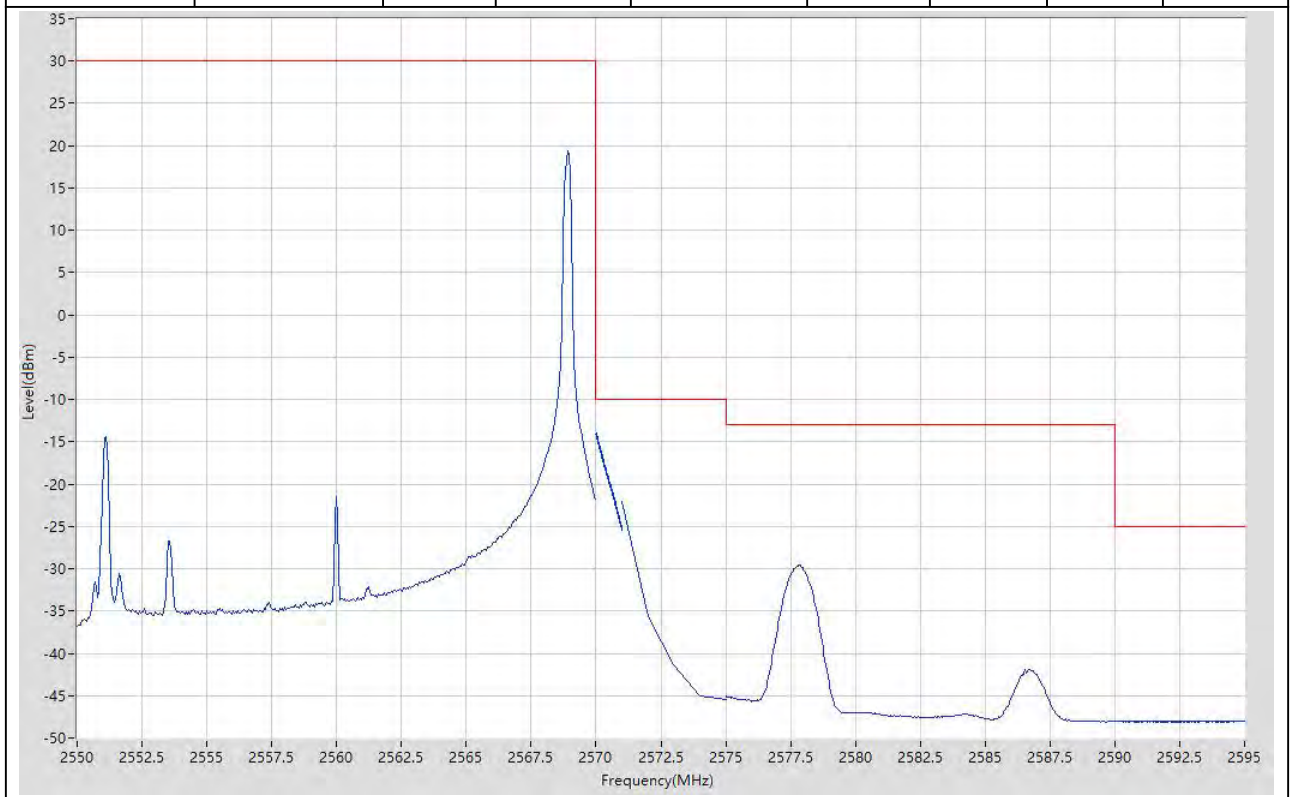
3.28. LTE Band Edge_Part22-24-27(NTNV)(Subtest:28, Channel:20850, Bandwidth:20, Modulation:Q16, RB Number: 27, RB Position:LOW)

Start Frequency (MHz)	Stop Frequency (MHz)	RBW (MHz)	Detector	Frequency (MHz)	Power (dBm)	Limit (dBm)	Verdict	Sweep Point
2475	2490	1	RMS	2489.925	-40.59	-25	Pass	401
2490	2496	1	RMS	2496	-28.58	-13	Pass	401
2496	2499	1	RMS	2499	-19.7	-10	Pass	4
2499	2500	0.51	RMS	2499.998	-17.92	-10	Pass	401
2500	2520	0.1	RMS	2505.2	7.57	30	Pass	401



3.29. LTE Band Edge_Part22-24-27(NTNV)(Subtest:29, Channel:21350, Bandwidth:20, Modulation:QPSK, RB Number: 1, RB Position:HIGH)

Start Frequency (MHz)	Stop Frequency (MHz)	RBW (MHz)	Detector	Frequency (MHz)	Power (dBm)	Limit (dBm)	Verdict	Sweep Point
2550	2570	0.1	RMS	2568.9	19.44	30	Pass	401
2570	2571	0.51	RMS	2570.008	-13.98	-10	Pass	401
2571	2575	1	RMS	2571	-22.12	-10	Pass	5
2575	2590	1	RMS	2577.888	-29.63	-13	Pass	401
2590	2595	1	RMS	2594.975	-47.95	-25	Pass	401



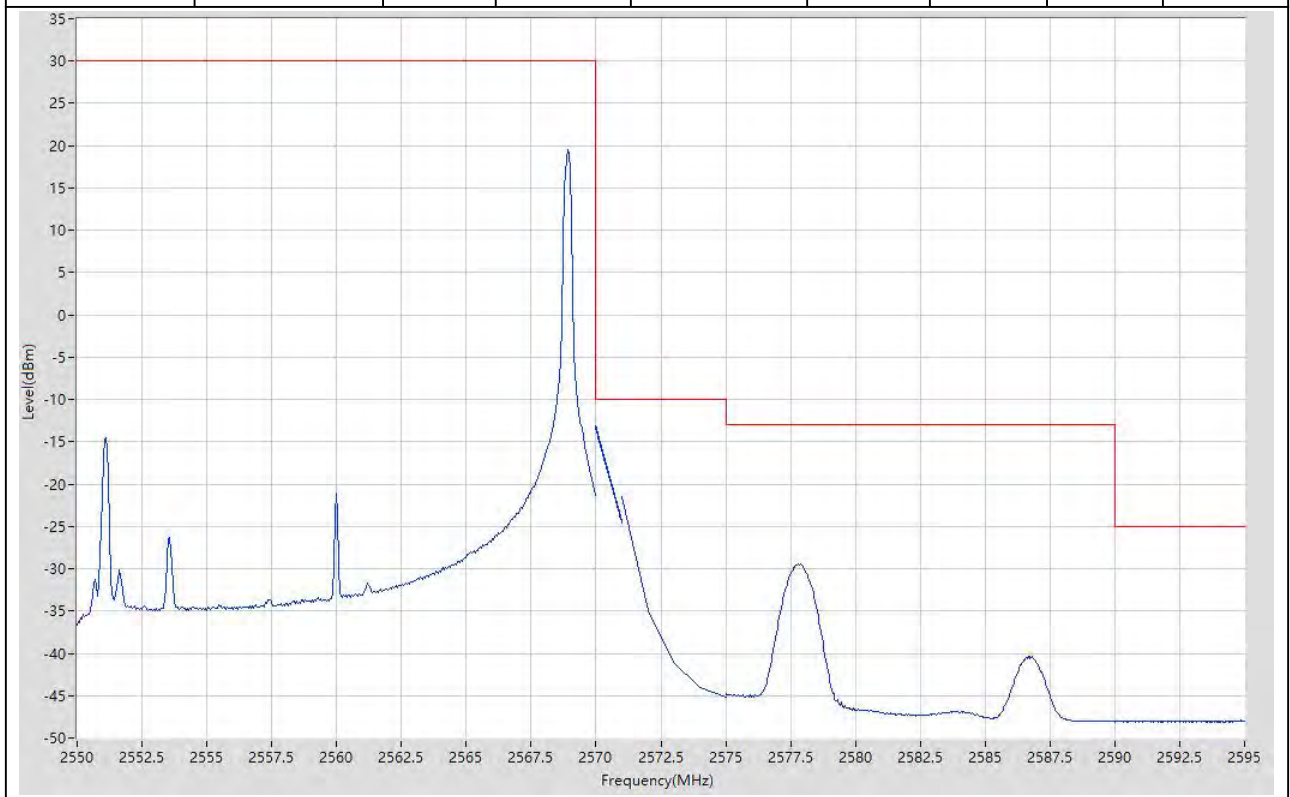
3.30. LTE Band Edge_Part22-24-27(NTNV)(Subtest:30, Channel:21350, Bandwidth:20, Modulation:QPSK, RB Number: 100, RB Position:HIGH)

Start Frequency (MHz)	Stop Frequency (MHz)	RBW (MHz)	Detector	Frequency (MHz)	Power (dBm)	Limit (dBm)	Verdict	Sweep Point
2550	2570	0.1	RMS	2555.35	2.53	30	Pass	401
2570	2571	0.51	RMS	2570.005	-23.93	-10	Pass	401
2571	2575	1	RMS	2571	-24.71	-10	Pass	5
2575	2590	1	RMS	2575.075	-27.02	-13	Pass	401
2590	2595	1	RMS	2590	-44.99	-25	Pass	401



3.31. LTE Band Edge_Part22-24-27(NTNV)(Subtest:31, Channel:21350, Bandwidth:20, Modulation:Q16, RB Number: 1, RB Position:HIGH)

Start Frequency (MHz)	Stop Frequency (MHz)	RBW (MHz)	Detector	Frequency (MHz)	Power (dBm)	Limit (dBm)	Verdict	Sweep Point
2550	2570	0.1	RMS	2568.9	19.51	30	Pass	401
2570	2571	0.51	RMS	2570	-13.11	-10	Pass	401
2571	2575	1	RMS	2571	-21.41	-10	Pass	5
2575	2590	1	RMS	2577.888	-29.42	-13	Pass	401
2590	2595	1	RMS	2594.875	-47.94	-25	Pass	401



3.32. LTE Band Edge_Part22-24-27(NTNV)(Subtest:32, Channel:21350, Bandwidth:20, Modulation:Q16, RB Number: 27, RB Position:HIGH)

Start Frequency (MHz)	Stop Frequency (MHz)	RBW (MHz)	Detector	Frequency (MHz)	Power (dBm)	Limit (dBm)	Verdict	Sweep Point
2550	2570	0.1	RMS	2564.3	6.51	30	Pass	401
2570	2571	0.51	RMS	2570.008	-20.11	-10	Pass	401
2571	2575	1	RMS	2571	-21.76	-10	Pass	5
2575	2590	1	RMS	2575	-31.5	-13	Pass	401
2590	2595	1	RMS	2590.925	-46.32	-25	Pass	401

